



**FY 2017 REPORT ON GOALS FOR
PROCUREMENT CONTRACTS
AWARDED TO SMALL BUSINESS
CONCERNS**

October 5, 2018

Subsection (h)(2) of section 15 of the Small Business Act (15 U.S.C. 644) requires SBA to forward agency reports required by 15 U.S.C. 644 (h)(1). Agency reports are required to provide detail on the extent of small business participation in prime contracts awarded, whether the agency achieved the goals established for the agency by SBA, any justifications for a failure to achieve such goals and a remediation plan with proposed new practices to better meet such goals. In addition to forwarding the agency reports, referred herein as Agency Corrective Action Reports, SBA is required to provide:

1. a determination of whether each goal established by the President under subsection 15 U.S.C. 644 (g)(1) for such fiscal year was achieved;
2. a determination of whether each goal established by the head of a Federal agency under subsection 15 U.S.C. 644 (g)(2) for such fiscal year was achieved;
3. the reasons for any failure to achieve a goal established under paragraph (1) or (2) of 15 U.S.C. 644 subsection (g) for such fiscal year and a description of actions planned by the applicable agency to address such failure, including the Administrator's comments and recommendations on the proposed remediation plan; and
4. for the Federal Government and each Federal agency, an analysis of the number and dollar amount of prime contracts awarded during such fiscal year to—
 - a. small business concerns—
 - i. in the aggregate;
 - ii. through sole source contracts;
 - iii. through competitions restricted to small business concerns;
 - iv. through unrestricted competition;
 - v. that were purchased by another entity after the initial contract was awarded and as a result of the purchase, would no longer be deemed to be small business concerns for purposes of the initial contract; and
 - vi. that were awarded using a procurement method that restricted competition to small business concerns owned and controlled by service-disabled veterans, qualified HUBZone small business concerns, small business concerns owned and controlled by socially and economically disadvantaged individuals, small business concerns owned and controlled by women, or a subset of any such concerns;
 - b. small business concerns owned and controlled by service-disabled veterans—
 - i. in the aggregate;
 - ii. through sole source contracts;
 - iii. through competitions restricted to small business concerns;

- iv. through competitions restricted to small business concerns owned and controlled by service-disabled veterans;
 - v. through unrestricted competition;
 - vi. that were purchased by another entity after the initial contract was awarded and as a result of the purchase, would no longer be deemed to be small business concerns owned and controlled by service-disabled veterans for purposes of the initial contract; and
 - vii. that were awarded using a procurement method that restricted competition to qualified HUBZone small business concerns, small business concerns owned and controlled by socially and economically disadvantaged individuals, small business concerns owned and controlled by women, or a subset of any such concerns;
- c. qualified HUBZone small business concerns—
- i. in the aggregate;
 - ii. through sole source contracts;
 - iii. through competitions restricted to small business concerns;
 - iv. through competitions restricted to qualified HUBZone small business concerns; and
 - v. through unrestricted competition where a price evaluation preference was used;
 - vi. through unrestricted competition where a price evaluation preference was not used;
 - vii. that were purchased by another entity after the initial contract was awarded and as a result of the purchase, would no longer be deemed to be qualified HUBZone small business concerns for purposes of the initial contract; and
 - viii. that were awarded using a procurement method that restricted competition to small business concerns owned and controlled by service-disabled veterans, small business concerns owned and controlled by socially and economically disadvantaged individuals, small business concerns owned and controlled by women, or a subset of any such concerns;
- d. small business concerns owned and controlled by socially and economically disadvantaged individuals—
- i. in the aggregate;
 - ii. through sole source contracts;
 - iii. through competitions restricted to small business concerns;
 - iv. through competitions restricted to small business concerns owned and controlled by socially and economically disadvantaged individuals;

- v. through unrestricted competition;
 - vi. by reason of that concern's certification as a small business concern owned and controlled by socially and economically disadvantaged individuals;
 - vii. that were purchased by another entity after the initial contract was awarded and as a result of the purchase, would no longer be deemed to be small business concerns owned and controlled by socially and economically disadvantaged individuals for purposes of the initial contract; and
 - viii. that were awarded using a procurement method that restricted competition to small business concerns owned and controlled by service-disabled veterans, qualified HUBZone small business concerns, small business concerns owned and controlled by women, or a subset of any such concerns;
- e. small business concerns owned by an Indian tribe (as such term is defined in section 8(a)(13)) other than an Alaska Native Corporation—
- i. in the aggregate;
 - ii. through sole source contracts;
 - iii. through competitions restricted to small business concerns;
 - iv. through competitions restricted to small business concerns owned and controlled by socially and economically disadvantaged individuals;
 - v. through unrestricted competition; and
 - vi. that were purchased by another entity after the initial contract was awarded and as a result of the purchase, would no longer be deemed to be small business concerns owned by an Indian tribe other than an Alaska Native Corporation for purposes of the initial contract;
- f. small business concerns owned by a Native Hawaiian Organization—
- i. in the aggregate;
 - ii. through sole source contracts;
 - iii. through competitions restricted to small business concerns;
 - iv. through competitions restricted to small business concerns owned and controlled by socially and economically disadvantaged individuals;
 - v. through unrestricted competition; and
 - vi. that were purchased by another entity after the initial contract was awarded and as a result of the purchase, would no longer be deemed to be small business concerns owned by a Native Hawaiian Organization for purposes of the initial contract;

- g. small business concerns owned by an Alaska Native Corporation—
 - i. in the aggregate;
 - ii. through sole source contracts;
 - iii. through competitions restricted to small business concerns;
 - iv. through competitions restricted to small business concerns owned and controlled by socially and economically disadvantaged individuals;
 - v. through unrestricted competition;
 - vi. that were purchased by another entity after the initial contract was awarded and as a result of the purchase, would no longer be deemed to be small business concerns owned by an Alaska Native Corporation for purposes of the initial contract;
- h. small business concerns owned and controlled by women—
 - i. in the aggregate;
 - ii. through competitions restricted to small business concerns;
 - iii. through competitions restricted using the authority under section 8(m)(2);
 - iv. through competitions restricted using the authority under section 8(m)(2) and in which the waiver authority under section 8(m)(3) was used;
 - v. through sole source contracts awarded using the authority under subsection 8(m)(7);
 - vi. through sole source contracts awarded using the authority under section 8(m)(8);
 - vii. by industry for contracts described in subclause (III), (IV), (V), or (VI);
 - viii. through unrestricted competition;
 - ix. that were purchased by another entity after the initial contract was awarded and as a result of the purchase, would no longer be deemed to be small business concerns owned and controlled by women for purposes of the initial contract; and
 - x. that were awarded using a procurement method that restricted competition to small business concerns owned and controlled by service-disabled veterans, small business concerns owned and controlled by socially and economically disadvantaged individuals, or a subset of any such concerns; and
- i. for the Federal government, the number, dollar amount, and distribution with respect to the North American Industry Classification System of subcontracts awarded during such fiscal year to small business concerns,

small business concerns owned and controlled by service-disabled veterans, qualified HUBZone small business concerns, small business concerns owned and controlled by socially and economically disadvantaged individuals, and small business concerns owned and controlled by women, provided that such information is publicly available through data systems developed pursuant to the Federal Funding Accountability and Transparency Act of 2006 (Public Law 109-282), or otherwise available as provided in paragraph (3).

The Fiscal Year (FY) 2017 Corrective Action Reports for the 24 Chief Financial Officer (CFO) Act agencies are provided as Enclosure 1. The following CFO Act agencies submitted a FY 17 Corrective Action Report:

1. Department of Homeland Security (DHS)
2. Department of Commerce (Commerce)
3. Department of Defense (DOD)
4. Department of Energy (DOE)
5. Department of Justice (DOJ)
6. Department of Labor (DOL)
7. Department of Transportation (DOT)
8. Environmental Protection Agency (EPA)
9. General Services Administration (GSA)
10. Department of Health and Human Services (HHS)
11. Department of Housing and Urban Development (HUD)
12. National Aeronautics and Space Administration (NASA)
13. Nuclear Regulatory Commission (NRC)
14. National Science Foundation (NSF)
15. Office of Personnel Management (OPM)
16. Social Security Administration (SSA)
17. Department of State (State)
18. United States Agency for International Development (USAID)
19. Department of Veterans Affairs (VA)
20. Department of Interior (DOI)
21. Department of Education (Education)
22. Small Business Administration (SBA)
23. Department of Treasury (Treasury)
24. Department of Agriculture (USDA)

The government wide goals established by the President under subsection 15 U.S.C. 644 (g)(1) and (2) were partially achieved in FY 2017. A summary of government wide achievement is provided as follows:

1. Prime contract awards to small business: The 23% goal was met with performance at 23.88%. The subcontract awards to small business goal of 31.95% was not met, with performance at 31.40%
2. The Service Disabled Veteran Owned Small Business (SDVOSB) prime contract award goal of 3% was met, with performance at 4.05%. The SDVOSB subcontract goal of 3% was not met, with performance at 1.90%.
3. The HUBZone prime contract award goal of 3% was not met, with performance at 1.65%. The HUBZone subcontract goal of 3% was not met, with performance at 1.30%
4. The Small Disadvantaged Business (SDB) prime contract award goal of 5% was met, with performance at 9.10%. The SDB subcontract goal of 5% was met, with performance at 5.30%
5. The Woman Owned Small Business (WOSB) prime contract award goal of 5% was not met, with performance at 4.71%. The WOSB subcontract goal of 5% was met, with performance at 6.20%
6. Detailed analysis for the Federal government provided as Enclosure 2.

Summary of Agency Performance and SBA Comments and Recommendations

	Agency Head Goals Achieved	Agency Performance and Failures	SBA Comments and Recommendations on Agency Actions to Address Performance Failures
DHS	NO	DHS met all prime contracting goals except the Small Business prime contract goal for FY2017. All subcontract goals achieved for FY2017.	DHS continue to provide outreach, initiatives, training, and assistance to small businesses. Use set-asides under FSS and DHS-wide multiple award small business contracts.
Commerce	YES	All prime contract goals achieved. All subcontract goals achieved.	Commerce met all small business goals for FY2017.
DOD	NO	DoD failed to achieve the WOSB and HUBZone prime contract goals for FY2017. Failed to achieve the small business, SDB, SDVOSB, and HUBZone subcontract goals for FY2017.	DoD provide innovative tools, streamlining market research, training for procurement personnel, strategic partnerships leveraging SBIR, RIF and MPP, and focus outreach to increase small business awareness.

DOE	NO	DOE failed to achieve the SDB, WOSB, SDVOSB, and HUBZone prime contract goals for FY2017. Failed to achieve the Small Business and HUBZone subcontract goals for FY2017	The DOE OSDDBU host small business events, refine data-mining for MOSRC, consider BPAs with underrepresented socio-economic categories, and partner with small business advocacy organizations.
DOJ	NO	DOJ failed to achieve the Small Business and HUBZone prime contract goals for FY2017. Failed to achieve the Small Business, SDVOSB, and HUBZone subcontract goals for FY2017.	DOJ listed several corrective actions including additional vendor outreach sessions, participating in small business outreach events, and use of set aside authority when using multiple award contracts to drive achievement to HUBZone small business concerns.
DOL	YES	All prime contract goals achieved. All subcontract goals achieved.	DOL met all small business goals for FY2017.
DOT	NO	DOT failed to achieve the Small Business prime contract goal for FY2017. Failed to achieve the Small Business, SDVOSB, and HUBZone subcontract goals for FY2017.	DOT provide internal training, hold small business days, ensure prompt review of ISRs, and participate in monthly Strategic Acquisition Council.
EPA	NO	EPA failed to achieve the HUBZone prime contract goal for FY2017. Failed to achieve the HUBZone subcontract goal for FY2017.	EPA participate in HUBZone Annual Summit including coordinating extensive prime contractor participation, continue identifying HUBZone opportunities, evaluate subcontracting plans, and provide training on the Subcontract Program.
GSA	NO	GSA achieved all prime contract goals for FY2017.	GSA develop small business subcontract

		GSA failed to achieve the SDVOSB and HUBZone subcontract goals for FY2017.	training, convene internal subcontracting summit, ensure subcontracting reports filed, monthly small business subcontracting training, and continued review of any consolidated or bundled requirements.
HHS	NO	HHS failed to achieve Small Business, SDVOSB, and HUBZone prime contract goals for FY2017. Failed to achieve SDVOSB and HUBZone subcontract goals for FY2017.	HHS host SDVOSB and HUBZone roundtables, collaborate with women veteran organizations and women veteran-owned small businesses, host SDVOSB and HUBZone industry day. Develop eSRS reporting checklist, subcontracting review checklist, ensure backlog of ISRs and SSRs are cleared, and review contract actions that exceed subcontracting thresholds with no ISRs submitted.
HUD	NO	HUD failed to achieve HUBZone prime contract goal for FY2017. Failed to achieve HUBZone subcontract goals for FY2017.	HUD OSDBU provide employee training on HUBZone small business and subcontracting programs, review market research, emphasize HUBZone opportunities, issue sources sought notice to identify potential HUBZones for new requirements, and increase visibility of opportunities in HUBZone communities.
NASA	NO	NASA failed to achieve WOSB, SDVOSB and HUBZone prime contract goals for FY2017.	NASA host WOSB, VOSB, and SDVOSB Industry days, participate in the National HUBZone Small Business Summit, and issued two (2) SDVOSB set-aside RFPs for Protective Service.

NRC	NO	NRC failed to achieve HUBZone prime contract goal for FY2017. Failed to achieve SDVOSB and HUBZone subcontract goals for FY2017.	NRC increase Direct Awards to 8(a) companies in HUBZones, increase local engagement and market research of HUBZone marketplace, expand regional site outreach for HUBZones, increase agency subcontract plan evaluation, and continue facilitation of Prime Contractor outreach and matchmaking efforts.
NSF	NO	NSF failed to achieve WOSB, SDVOSB, and HUBZone prime contract goals for FY2017. Failed to achieve HUBZone subcontract goal for FY2017.	NSF continue Small Business Improvement Initiative, advance acquisition planning, monthly metric meetings, attending conferences and matchmaking events.
OPM	NO	OPM failed to achieve SDVOSB prime contract goal for FY2017. All subcontract goals achieved for FY2017.	OPM continue to participate in small business counseling sessions, reissue guidance to COs, CSs, and Program Management Specialists to identify SDVOSBs, and work with Program offices to identify set-asides for SDVOSBs.
SSA	NO	SSA failed to achieve Small Business and HUBZone prime contract goals for FY2017. Failed to achieve Small Business subcontract goal for FY2017.	SSA identify goaling areas for increased emphasis, work with HUBZone National Council to promote opportunities, post potential acquisitions on SSA OSDBU website, and attend monthly outreach sessions.
STATE	NO	STATE failed to achieve Small Business, WOSB and HUBZone prime contract goals for FY2017. Failed to achieve SDB and HUBZone subcontract goals for FY2017.	STATE train acquisition and program staff, outreach to small business, annual subcontracting events, monitor eSRS, and executive leadership support and engagement for achieving small business goals.

USAID	NO	USAID failed to achieve WOSB, SDVOSDB, and HUBZone prime contract goals for FY2017. Failed to achieve all subcontract goals for FY2017.	USAID set small business goals for overseas Mission Small Business Goaling (MSBG) Program Pilot, expand program by 2020, focus on locating and securing more SDVOSBs and HUBZones awards.
VA	NO	VA failed to achieved WOSB and HUBZone prime contract goals for FY2017. Failed to achieve all subcontract goals for FY2017.	VA increase number of HUBZone and WOSB programs participating in VA VETS first program, and participate in WOSB and HUBZone events. VA work with SBA and other agencies to improve accountability on commercial subcontract plans.
DOI	NO	DOI achieved all prime contract goals for FY2017. Failed to achieve HUBZone subcontract goal for FY2017.	DOI considering increasing target goal from 3% to 5% to raise target for prime contractors to consider HUBZones for subcontract awards.
Education	NO	Education failed to achieve SDVOSB and HUBZone prime contract goals for FY2017. All subcontract goals achieved for FY2017.	Education listed several steps to improve meeting SDVOSB and HUBZone awards including training to improve market research, conduct targeted outreach, and review contract actions to identify potential bundling.
SBA	NO	SBA achieved all prime contract goals for FY2017. Failed to achieve HUBZone subcontract goal for FY2017.	SBA continues outreach efforts and closely monitors eSRS to ensure accurate reporting of subcontracts to HUBZones.
Treasury	NO	Treasury achieved all prime contract goals for FY2017. Failed to achieve SDVOSB subcontract goal for	Treasury increase vendor outreach opportunities and host vendor outreach sessions, publish annual

Treasury (continued)		FY2017.	forecast of contract opportunities, targeted training for contracting personnel, and assist prime contractors with market research to identify subcontract opportunities.
USDA	NO	USDA achieved all prime contract goals for FY2017. Failed to achieve all subcontract goals for FY2017.	USDA OSDBU hold industry days geared toward large businesses emphasis on subcontracting, update and publish subcontracting directory on OSDBU website, and promote utilization of subcontracting.

*Note: DOE's FY2017 prime contract achievements incorporate awards to first tier subcontracts that are awarded by Management and Operating (M & O) Contractors. Subcontract awards credited to prime contracts are not credited to subcontract achievement. "Section 318 of the Consolidated Appropriations Act of 2014 ("CAA"), (Public Law 113-76), states, "First tier subcontracts that are awarded by Management and Operating (M & O) Contractors sponsored by the Department of Energy to small business concerns, small business concerns owned and controlled by service disabled veterans, qualified HUBZone small business concerns, small business concerns owned and controlled by socially and economically disadvantaged individuals, and small business concerns owned and controlled by women, shall be considered toward the annually established agency and government-wide goals for procurement contracts awarded".

**FY2017 Small Business Goaling Report - Prime Contract Awards
Federal Procurement Data System Next Generation (FPDS-NG)
Report Date: February 20, 2018**

Agency	FY17 Goals	FY17 Achievements	Small Disadvantaged Business (Goal: 5%)	Women-Owned (Goal: 5%)	Service-Disabled Veteran (Goal: 3%)	HUBZone (Goal: 3%)
DEPT OF DEFENSE (9700)	22.00%	22.54%	8.26%	4.05%	3.23%	1.49%
ENERGY, DEPARTMENT OF (8900)* Actual Without MOSRC Credit		5.28%	2.77%	1.28%	0.62%	0.12%
ENERGY, DEPARTMENT OF (8900)* With MOSRC Credit	10.20%	13.79%	4.89%	2.96%	.98%	.62%
HEALTH AND HUMAN SERVICES, DEPARTMENT OF (7500)	22.75%	22.32%	10.21%	6.54%	1.66%	0.81%
VETERANS AFFAIRS, DEPARTMENT OF (3600)	28.50%	29.37%	7.16%	2.72%	19.49%	2.14%
NATIONAL AERONAUTICS AND SPACE ADMINISTRATION (8000)	16.00%	16.50%	7.73%	4.40%	1.03%	0.47%
HOMELAND SECURITY, DEPARTMENT OF (7000)	35.50%	34.25%	14.31%	7.87%	5.72%	3.61%
GENERAL SERVICES ADMINISTRATION (4700)	36.50%	42.43%	22.54%	8.82%	6.45%	4.95%
AGRICULTURE, DEPARTMENT OF (1200)	49.00%	57.95%	15.65%	9.54%	3.22%	4.04%
JUSTICE, DEPARTMENT OF (1500)	31.00%	29.82%	10.57%	6.63%	5.10%	1.09%
INTERIOR, DEPARTMENT OF THE (1400)	53.50%	56.83%	25.01%	13.87%	4.52%	5.08%
STATE, DEPARTMENT OF (1900)	25.08%	22.85%	11.93%	4.48%	3.70%	2.46%
COMMERCE, DEPARTMENT OF (1300)	40.00%	42.23%	16.82%	11.81%	4.54%	5.82%
TREASURY, DEPARTMENT OF THE (2000)	35.00%	35.56%	13.98%	13.08%	3.74%	4.78%
TRANSPORTATION, DEPARTMENT OF (6900)	50.00%	48.57%	26.21%	11.40%	3.05%	3.62%
OFFICE OF PERSONNEL MANAGEMENT (2400)	28.75%	33.97%	16.05%	15.45%	2.82%	3.30%
LABOR, DEPARTMENT OF (1600)	34.63%	39.12%	24.06%	14.81%	4.79%	3.25%
ENVIRONMENTAL PROTECTION AGENCY (6800)	40.00%	40.36%	15.28%	6.31%	3.78%	1.63%
EDUCATION, DEPARTMENT OF (9100)	22.50%	26.85%	8.00%	7.54%	1.69%	1.33%
HOUSING AND URBAN DEVELOPMENT, DEPARTMENT	39.00%	48.98%	27.90%	17.98%	5.97%	2.94%
SOCIAL SECURITY ADMINISTRATION (2800)	37.05%	31.32%	10.88%	7.46%	3.37%	1.39%
AGENCY FOR INTERNATIONAL DEVELOPMENT (7200)	11.50%	13.18%	7.15%	3.83%	0.84%	0.19%
NATIONAL SCIENCE FOUNDATION (4900)	14.63%	18.78%	12.98%	3.57%	2.78%	2.71%
NUCLEAR REGULATORY COMMISSION (3100)	32.00%	36.68%	20.09%	9.53%	7.07%	2.24%
SMALL BUSINESS ADMINISTRATION (7300)	72.75%	79.53%	52.33%	20.26%	18.66%	7.46%
GOVERNMENTWIDE TOTAL	23.00%	23.88%	9.10%	4.71%	4.05%	1.65%

*Department of Energy data with/without the MOSRC small business subcontract dollar credit

FY2017

Electronic Subcontracting Reporting System (eSRS) Federal Procurement Subcontract Report (SBA Version)

Report Date: May 1, 2018

Reporting Agency	FY17 Goal	FY17 Achievement	Small Disadvantaged Business (Goal: 5%)	Women-Owned (Goal: 5%)	Service-Disabled Veteran (Goal: 3%)	HUBZone (Goal: 3%)
DEPT OF DEFENSE (9700)	34.00%	33.70%	4.40%	5.80%	2.40%	1.50%
ENERGY, DEPARTMENT OF (8900)* Actual Performance Includes MOSRC		53.00%	12.30%	11.10%	3.60%	3.30%
ENERGY, DEPARTMENT OF (8900)* Excludes MOSRC	40.00%	36.89%	7.91%	8.18%	3.43%	2.46%
HEALTH AND HUMAN SERVICES, DEPARTMENT OF (7500)	33.00%	34.90%	6.10%	6.60%	1.20%	1.10%
VETERANS AFFAIRS, DEPARTMENT OF (3600)	17.00%	16.60%	1.80%	2.30%	0.50%	0.20%
NATIONAL AERONAUTICS AND SPACE ADMINISTRATION (8000)	31.70%	42.60%	11.70%	10.40%	3.60%	3.20%
HOMELAND SECURITY, DEPARTMENT OF (7000)	39.00%	49.70%	10.90%	11.80%	4.70%	3.30%
GENERAL SERVICES ADMINISTRATION (4700)	29.00%	23.90%	5.30%	6.10%	0.90%	0.50%
AGRICULTURE, DEPARTMENT OF (1200)	21.00%	20.50%	1.20%	1.40%	0.10%	0.20%
JUSTICE, DEPARTMENT OF (1500)	40.00%	36.80%	5.20%	9.50%	0.90%	1.30%
INTERIOR, DEPARTMENT OF THE (1400)	44.50%	55.00%	18.80%	13.50%	4.80%	1.10%
STATE, DEPARTMENT OF (1900)	36.00%	46.20%	4.30%	8.20%	3.30%	1.90%
COMMERCE, DEPARTMENT OF (1300)	30.00%	58.30%	8.90%	9.70%	3.60%	3.00%
TREASURY, DEPARTMENT OF THE (2000)	26.00%	32.30%	6.80%	9.50%	1.10%	3.70%
TRANSPORTATION, DEPARTMENT OF (6900)	48.00%	45.90%	10.70%	10.50%	1.90%	0.70%
OFFICE OF PERSONNEL MANAGEMENT (2400)	55.00%	63.90%	18.30%	10.10%	3.60%	13.60%
LABOR, DEPARTMENT OF (1600)	58.00%	67.80%	13.80%	17.40%	3.80%	6.80%
ENVIRONMENTAL PROTECTION AGENCY (6800)	55.00%	60.20%	13.40%	11.90%	4.20%	2.10%
EDUCATION, DEPARTMENT OF (9100)	31.00%	40.30%	8.00%	6.30%	6.40%	6.50%
HOUSING AND URBAN DEVELOPMENT, DEPARTMENT OF (8600)	55.00%	55.30%	21.60%	14.10%	8.60%	0.90%
SOCIAL SECURITY ADMINISTRATION (2800)	56.33%	54.40%	11.90%	24.60%	3.60%	6.70%
AGENCY FOR INTERNATIONAL DEVELOPMENT (7200)	18.00%	17.20%	2.60%	4.60%	1.10%	0.80%
NATIONAL SCIENCE FOUNDATION (4900)	29.97%	37.00%	13.10%	10.10%	5.10%	0.60%

FY2017
Electronic Subcontracting Reporting System (eSRS) Federal Procurement Subcontract Report (SBA Version)
Report Date: May 1, 2018
(continued)

Reporting Agency	FY17 Goal	FY17 Achievement	Small Disadvantaged Business (Goal: 5%)	Women-Owned (Goal: 5%)	Service-Disabled Veteran (Goal: 3%)	HUBZone (Goal: 3%)
NUCLEAR REGULATORY COMMISSION (3100)	40.00%	89.40%	10.80%	5.30%	0.00%	0.00%
SMALL BUSINESS ADMINISTRATION (7300)	39.00%	99.10%	17.50%	31.10%	3.60%	1.20%

*Department of Energy data with/without the MOSRC Small Business Subcontracting dollar credit

ENCLOSURE 1

Department of Homeland Security (DHS)

Department of Homeland Security **Fiscal Year 2017 Corrective Action Report**

1. The Department of Homeland Security (DHS), Office of Small and Disadvantaged Business Utilization (OSDBU), is pleased to submit its Fiscal Year (FY) 2017 Corrective Action Report in accordance with Subsection (h) of section 15 of the Small Business Act (15 U.S.C. 644). This annual report discusses the DHS OSDBU methodology of advocacy to the small business community and the results that have been realized.

a. Small Business Accomplishments

In Fiscal Year 2017 DHS recorded a total spend of \$16,655,725,457 in prime contracting dollars. Contracts were awarded to small businesses in the amount of \$5,805,006,939 for a 34.75% accomplishment. Please see Attachment (1), Final Small Business Accomplishments for Fiscal Year 2017, which lists all small business categories and results.

DHS accomplished an impressive 34.75% in small business prime contracting slightly missing the goal of 35.50%. The SDB accomplishment is again strong at 14.34% and exceeds the government-wide goal of 5%. The Women-Owned Small Business (WOSB) accomplishment of 7.97% exceeds the government-wide goal of 5.0%. The HUBZone accomplishment of 3.64% exceeds the government-wide goal of 3.0%. DHS is extremely excited and proud of exceeding, for the 8th year in a row, its Service-Disabled Veteran-Owned Small Business (SDVOSB) goal of 3% with an accomplishment of 5.81% by awarding \$967,567,560 in prime SDVOSB dollars.

The DHS OSDBU strategy for attaining the prime contracting small business goals for FY 2018, will be realized through the utilization of Section 1331 of The Small Business Act which authorizes the use of small business set-asides when using GSA's Federal Supply Schedules program, as well as utilizing the various DHS-wide, multiple award, small business contracts such as EAGLE II, FirstSource II and PACTS II. EAGLE II will be used for IT services and FirstSource II will be used for IT commodities. EAGLE II features set-aside task order opportunities for 8(a), HUBZone, SDVOSB, and general small businesses (note: the women-owned small business set-aside program was not in effect during the EAGLE II solicitation process). FirstSource II is the first total small business set-aside contract for IT commodities featuring all five small business categories (8(a), HUBZone, SDVOSB, WOSB, and general Small Business) in the history of the Federal government. PACTS II (Program Management, Administrative, Clerical and Technical Services), a total SDVOSB set-aside multiple-award Indefinite Delivery Indefinite Quantity (IDIQ) set of contracts, will also be a valuable tool for achieving success with small business prime contracting.

The DHS OSDBU continues to document procurement efforts on the DHS Small Business Review Form 700-22, to ensure small business concerns are considered for inclusion in DHS acquisitions and that market research is conducted on all procurements at or expected to exceed the Simplified Acquisition Threshold (SAT). The DHS OSDBU believes that with a continued, leading edge small business program, and continued strong small business support from all levels of the DHS acquisition program, DHS will consistently record positive and proactive small business accomplishments.

DHS exceeded the subcontracting goals for traditional Small Business - 49.70%, SDB - 10.9%, SDVOSB - 4.7%, WOSB - 11.8%, and HUBZone - 3.3%. The DHS subcontracting strategy for success includes; ensuring current SBA negotiated subcontracting goals are in DHS solicitations that warrant subcontracting plans, making subcontracting evaluations part of the evaluation criteria as necessary, and continued invitations to prime contractors to attend our Vendor Outreach Sessions (VOS) so that small businesses have the opportunity to showcase their companies attributes to the DHS prime contractors for subcontracting opportunities. The DHS OSDBU feels confident that these strategies will bring continued success to the DHS Subcontracting Program.

b. Advocacy Methodology

The DHS OSDBU is very proud of its proactive advocacy to the small business community on how to market and do business with DHS. One of the OSDBU's highest priorities is to provide a variety of outreach activities and initiatives that provide information and access to DHS procurement opportunities as well as providing assistance and training to the small business community. Another priority area of the DHS OSDBU is information dissemination which is primarily accomplished through our website <https://www.dhs.gov/do-business-dhs>. This includes, but is not limited to, the Annual Procurement Forecast of Contract Opportunities, DHS Points of Contact which lists the DHS Small Business Specialists at each component, DHS Vendor Outreach Activities Schedule of Events, DHS Prime Contractor Listing for Subcontracting Opportunities, and the DHS Mentor-Protégé Program information which provides information, as well as the application for the agreement.

c. Small Business Review Process

The DHS OSDBU continues to document procurement efforts on the DHS Small Business Review Form 700-22, to ensure small business concerns are considered for inclusion in DHS acquisitions and that market research is conducted on all procurements at or expected to exceed the Simplified Acquisition Threshold (SAT). The DHS Small Business Review Form 700-22 is also utilized for Federal Supply Service (FSS) Blanket Purchase Agreements (BPA), task or delivery orders from Government-Wide Acquisition Contracts (GWACs) and other multiple award contracts valued at \$2,500,000 or more (see FAR 7.104(c) and 19.202-1 for bundling considerations) to avoid unnecessary contract bundling and to mitigate the effects on small businesses of necessary consolidation.

d. DHS Small Business Policy

The policy statement of the DHS small business program, states "the small business acquisition policy is a shared responsibility among all DHS employees involved in the acquisition process. Through a unified team approach involving senior management, small business personnel, acquisition personnel, and technical/program staff, we can support both our critical national mission and the important public policy objective of small business inclusion in our acquisition program."

DHS continues to formulate and build two key policy documents: The Homeland Security Acquisition Regulation (HSAR) and The Homeland Security Acquisition Manual (HSAM). The HSAR includes policy for contract reporting and the HSAM incorporates policy on a multitude of

procurement issues, as well as bundling review policy. The review and reporting process include requirements placed under Government-Wide Acquisition Contracts (GWACs) as well as the General Services Administration (GSA) Federal Supply Schedule (FSS) program. The DHS Small Business Review Form 700-22 is included in the HSAM to implement the bundling regulations published in the FAR. DHS includes in its HSAM the requirement to identify alternative strategies for proposed bundling, and includes a discussion of rationale for not selecting these strategies. This information is reviewed at the agency level at the recommended threshold of \$2,500,000 and is part of the small business review form.

e. Subcontracting

DHS includes in its HSAR a requirement that subcontracting plans be approved prior to award by the OSDBU or its designee in consultation with the Contracting Officer (CO) and the SBA Procurement Center Representative (PCR). The DHS OSDBU works closely with the SBA PCR and the cadre of SBA Commercial Marketing Representatives (CMR) to help strengthen small business subcontracting. A DHS OSDBU staff member is responsible for all subcontracting compliance issues including managing the DHS Prime Vendor List on the website, as well as Agency Coordinator for the electronic Subcontract Reporting System (eSRS). Further, the OSDBU Director conducts an annual meeting of the DHS large business prime contractors to discuss subcontracting plans, compliance, and monitoring.

f. Mentor-Protégé

DHS developed a Mentor-Protégé Program (MPP), which is included in the HSAR, and has published the requirements for participation in the DHS MPP on the DHS OSDBU website. The comments received from industry are overwhelmingly favorable. The Mentor-Protégé program currently has 214 OSDBU approved agreements. The program will be used, in part, to mitigate the effects of necessary and justified bundling as well as to strengthen the DHS subcontracting program.

2. In summary, the small business procurement program is important to DHS. We will strive to meet or exceed our small business goals by continuing to make small business participation part of the DHS culture in support of our national mission. This dedication is shared by all DHS senior management and those involved in the small business procurement program.

Attachment (1)

DHS Final Small Business Accomplishments – FY 2017

- using the SBA Scorecard Small Business Categories

Category	Gov't-wide Goal	DHS-wide Goal	Award \$	%
Total Procurement Dollars	N/A	N/A	\$16,655,725,457	N/A
SB Prime Contracts	23.00%	35.50%	\$5,805,006,939	34.75%
Overall SDB [8(a) + SDB Prime]	5.00%	5.00%	\$2,383,875,514	14.34%
HUBZone Prime Contracts	3.00%	3.00%	\$600,776,872	3.64%
SDVOSB Prime Contracts	3.00%	3.00%	\$967,567,560	5.81%
WOSB Prime Contracts	5.00%	5.00%	\$1,310,361,790	7.97%
Category	Gov't-wide Goal	DHS-wide Goal	Award \$	%
Total Subcontracting Dollars	N/A	N/A	\$2,891,316,248	N/A
SB Subcontracts	33.70%	39.00%	\$1,436,721,348	49.70%
SDB Subcontracts	5.00%	5.00%	\$315,374,591	10.90%
HUBZone Subcontracts	3.00%	3.00%	\$96,537,850	3.30%
SDVOSB Subcontracts	3.00%	3.00%	\$136,929,820	4.70%
WOSB Subcontracts	5.00%	5.00%	\$339,978,211	11.80%

Acronym Key:

SB = Small Business

8(a) = Awarded under 8(a) procedures; SDBs certified by SBA to participate in the 8(a) program

SDB = Small Disadvantaged Business

HUBZone = Historically Underutilized Business Zone Small Business

SDVOSB = Service Disabled Veteran Owned Small Business

WOSB = Women-Owned Small Business

Note: these accomplishments are shown in accordance with SBA reporting procedures; Ability One, Federal Prison Industries, and interagency agreements are excluded

Department of Commerce (DOC)

U.S. Department of Commerce
Corrective Action Report for FY 2017

The Department of Commerce (DOC) is pleased to report that we successfully met all FY 2017 prime contracting small business and socioeconomic small business goals. We are awaiting the finalization of our subcontracting statistics but early indications are that DOC's subcontracting goal performance was successful. This achievement is the culmination of a deliberate and concerted effort led by DOC's leadership to create new opportunities and broaden existing opportunities for small business concerns.

This is a monumental achievement for DOC and is a testament to our commitment to help small business concerns grow and thrive in the Federal acquisition arena.

In FY 2018, the Department will continue to work diligently to strengthen our Small Business Program and to expand opportunities for small business concerns in all categories.

Department of Defense (DoD)

Department of Defense
FY 2017 Corrective Actions Report for the
Small Business Administration



Office of Small Business Programs

Office of the Under Secretary of Defense for
Acquisition, Technology, and Logistics

March 2018

The Department of Defense (DoD) Office of Small Business Programs (OSBP) submits the following FY 2017 Corrective Actions Report to the Small Business Administration (SBA) addressing the DoD small business (SB) goals that the Department did not achieve during FY 2017.

1.A: Extent of Participation in FY 2017 DoD Prime Contracting by Small Business Concerns

FY 2017 DoD SB Goaling Report Results (FPDS-NG), as 3/14/18(Dollars in Billions)

FY	SB-Elig \$	SB			SDB			WOSB			SDVOSB			HUBZone		
		\$B	%	Goal	\$B	%	Goal	\$B	%	Goal	\$B	%	Goal	\$B	%	Goal
17	\$272.3	\$61.4	22.54%	22%	\$22.5	8.26%	5%	\$11.0	4.05%	5%	\$8.8	3.23%	3%	\$4.1	1.49%	3%
16	\$252.0	\$57.8	22.94%	21.26%	\$22.1	8.77%	5%	\$10.3	4.10%	5%	\$8.5	3.36%	3%	\$4.0	1.57%	3%

1.B: In FY 2017 the Department of Defense achieved three of five prime contracting goals

Category of Small Business	FY17 Goal Performance
Small Business	Achieved
Small Disadvantaged Business	Achieved
Women Owned Small Business	Not Achieved
Service Disabled Veteran Owned Small Business	Achieved
Historically Underutilized Business Zone Small Business	Not Achieved

1.C: Justification for WOSB and HUBZone prime contracting underachievement

WOSB: Over the past 11 years, DoD demonstrated steady improvement in WOSB contracting and expects that trend to continue in light of recent policy changes regarding the WOSB program. Although DoD did not achieve the goal for WOSB in FY17, DoD efforts led to award increases of nearly \$700 million to WOSBs. The Department needs more time for the ongoing increase in WOSB development to reach the point of achieving 5% of DoD procurement.

HUBZone: The 2018 NDAA addresses HUBZone challenges and details improvements to the program. These improvements include designation map changes in real time, more frequent (60 day) verifications, and governor- designated covered areas. These, among other developments will provide steady increase in HUBZone participation and achievement.

2A: Extent of Participation in FY 2017 DoD Subcontracting by Small Business Concerns

FY 2017 DoD SB Subcontracting Report Results (eSRS) as of 3/14/18 (Dollars in Billions)

FY	SB-Elig \$	SB			SDB			WOSB			SDVOSB			HUBZone		
		\$B	%	Goal	\$B	%	Goal	\$B	%	Goal	\$B	%	Goal	\$B	%	Goal
17	\$129.1	\$41.5	32.1%	34.0%	\$5.4	4.2%	5%	\$7.2	5.6%	5%	\$2.9	2.2%	3%	\$1.9	1.4%	3%
16	\$123.5	\$41.8	34.0%	34.0%	\$5.5	4.4%	5%	\$7.0	5.7%	5%	\$2.6	2.1%	3%	\$1.8	1.4%	3%

2.B: In FY 2017 the Department of Defense achieved two of five subcontracting goals

Category of Small Business	FY17 Goal Performance
Small Business	Not Achieved
Small Disadvantaged Business	Not Achieved
Women Owned Small Business	Achieved
Service Disabled Veteran Owned Small Business	Not Achieved
Historically Underutilized Business Zone Small Business	Not Achieved

2.C: Justification for SB, SDB, SDVOSB and HUBZone subcontracting underachievement

Although DoD saw an increase in dollars spent in WOSB, SDVOSB, HUBZone and overall subcontracting, DoD only met its WOSB goal.

There are likely two reasons why DoD did not meet small business subcontracting goals across all categories.

First, while DoD saw an increase in funding for its major defense acquisition programs (MDAPs), the participating prime contractors often conducted first tier subcontracting to other than small businesses (OTSBs). These OTSBs (like Northrup Grumman and BAE Systems on the F-35 MDAP where Lockheed Martin is the prime contractor) are not required to record their subcontracting participation in eSRS below the first tier; eliminating the inclusion of potential small businesses in lower-tiered subcontracts. Additionally, the secondary and tertiary effects of purchasing major defense systems include smaller percentages of capable small businesses to fulfill higher-tiered subcontracting roles.

Second, during FY17, the Department streamlined its approach to subcontracting data collection and surveillance; thereby reducing duplicative responses and improving accuracy. The Department also improved subcontracting training and guidance for contracting officials and small business professionals. Areas of progress included: reviewing subcontracting plans and carrying out post-award functions related to subcontracting. A subcontracting course was deployed in August 2017 for the Defense Acquisition University (DAU), which covers compliance requirements from pre-award through post-award. The impact of these three initiatives was to refine the subcontracting data collected to provide a more realistic reflection of the actual subcontracting activity. The more discrete, higher quality data appears to indicate a lower level of performance than that reflected by less discrete data.

Remediation Strategies

During FY17, the Department made continuous strides to meet statutorily mandated small business goals. The Department will continue building and adopting new strategies to address small business underachievement, encouraging new opportunities for small businesses to achieve greater socioeconomic impact during FY 18.

Innovative Tools

In FY18 DoD will improve functionality and accessibility of the Market Research Center of Excellence tool, or “MRCOE”. MRCOE is an innovative tool, enabling leadership, program managers, contracting officers and small business professionals to be more effective in market

research execution, analysis, goal management, future needs forecasting, and industry engagement. In addition, MRCOE will streamline the overall market research process and automate small business performance monitoring; allowing DoD to target the categories that may be underperforming early in the fiscal year. DoD will use this information to create outreach and marketing geared toward training and promoting these socioeconomic categories.

Specialized Training

In FY18, The Department will improve training for small business professionals, arming them with critical knowledge to improve performance and ensure proper execution of small business programs. DoD and Defense Acquisition University (DAU) have developed nine small business courses as part of the Small Business Defense Acquisition Workforce Improvement Act (DAWIA) certification curriculum. The courses expand the implementation of established and continually evolving small business competencies across the workforce and address findings from gap assessments to improve performance. This training will educate the defense acquisition workforce to make better and more informed decisions, and improve opportunities for small businesses.

DoD OSBP will also continue FY17 efforts to provide training for acquisition and small business professionals in the Department and to industry regarding subcontracting policies and procedures, and the submission and review of required subcontracting reports in accordance with subcontracting plans. DoD will target reports required under a Commercial Subcontracting Plan to ensure correct submission and proper review by the identified contracting organization (office). DoD will also emphasize subcontracting through outreach efforts.

During FY18, the Department of Defense will host the Small Business Training Week; a collaborative training event held alongside the Small Business Administration (SBA). The event provides updates regarding DoD programs, policy and legislative changes and serves as a forum for participants to discuss common issues and practices. This training assists Small Business Professionals, including contracting officers, in making well-informed decisions when suggesting and awarding opportunities that might include small business concerns.

Strategic Partnerships

DoD OSBP will continue its valuable partnerships with DoD and civilian federal agencies to implement small business contracting regulations in the Federal Acquisition Regulation (FAR) and Defense FAR Supplement (DFARS). DoD OSBP regularly participates in the FAR Small Business Team and DFARS Small Business Committee to craft changes to regulations, and also works with DPAP to issue policy guidance for the acquisition workforce, such as deviations or interim guidance.

The Department will leverage force multipliers such as SBIR, RIF, and MPP to improve Small Business innovation. Incorporating these requirements into acquisition strategies will assist the Department in achieving small business goals and increase the number of qualified vendors within the industrial base.

DoD OSBP will continue targeting outreach events to address readiness challenges with Major Defense Acquisition programs. Establishing strategic partnerships with industry will assist the Department in identifying WOSB and HUBZone small businesses that can provide critical

technology to meet capability gaps. The department will continue its improvement in WOSB and HUBZone while maintaining an increase in the other socioeconomic categories.

Focused Outreach

To increase small business awareness and achievement, the Department will continue providing effective outreach, marketing and promotional materials through business.defense.gov to serve and expand our audience. DoD will host, partner and support educational small business events, providing awareness to areas of underachievement such as WOSB and HUBZone small businesses.

DoD OSBP will continue partnering with SBA and WIPP, to host several ChallengeHER events during FY18. ChallengeHER is designed to provide women business owners with procurement education, best practices for working with the government, and resources to learn how to apply and obtain a federal contract under WOSB/EDWOSB set asides.

The Department has also implemented a series of “Small Business Workshops” providing necessary awareness and training to small business entrepreneurs interested in doing business with the Department of Defense. This event addresses program requirements and policy and legislative changes.

These changes and improvements will enable the Department to focus its attention on compliance oversight and subcontracting achievements for the DoD Services and Agencies.

Department of Energy (DOE)



Office of Small and Disadvantaged Business Utilization (OSDBU)

2017 Corrective Action Report

Submitted to the

Small Business Administration

This Corrective Action Plan is submitted to the U.S. Small Business Administration (SBA) in accordance with the Small Business Act, Sec.15(h), which requires all Federal Agencies that fail to achieve any proposed prime or subcontract goal to submit a justification and corrective action plan to SBA.

Agency Information:


U.S. Department of Energy
Office of Small and Disadvantaged Business Utilization
1000 Independence Avenue, SW
Washington, DC 20585

Report Preparation:

Nicola E. Ohaegbu Digitally signed by Nicola E. Ohaegbu
Date: 2018.04.05 10:59:35 -04'00'

Nicola Ohaegbu Date
Acquisition Specialist

Reviewed and Accepted By:

 4/5/2018

Charles R. Smith Date
Director, Office of Small and Disadvantaged Business Utilization

Introduction

The Small Business Act established that each Federal agency has an Office of Small and Disadvantaged Business Utilization (OSDBU). The Department of Energy's (DOE) OSDBU serves as a liaison between the US small business community and the DOE procurement offices. The OSDBU promotes prime and subcontracting opportunities and advocates the agency's use of small business (SB), small disadvantaged business (SDB), Historically Underutilized Business Zone (HUBZone), service-disabled veteran-owned business (SDVOSB), and women-owned small business (WOSB). The OSDBU also ensures that SB, 8(a), SDB, WOSB, HUBZone, SDVOSB, and Minority Owned SBs are provided opportunities to compete for and receive a fair share of DOE's procurement dollars.

Since its inception, DOE has relied significantly upon the Management and Operating (M&O) contractors for performing a substantial part of the Department's mission. Approximately 85 percent of DOE's obligations flow through the M&O contractors. In January 2014 the H.R.3547 - Consolidated Appropriations Act, 2014 Section 318 was passed which enabled DOE to count their M&O first tier small business subcontractors towards their prime goal. This information and impact on the achievement will be discussed in brief with emphasis placed on the small business goals not reached and the strategy that will be used to achieve the goal in FY 2018. The OSDBU will strive to implement the corrective steps as quickly as possible, while also continuing to assess the organization.

Background

DOE has approximately 36 major sites around the country where the department carries out its missions, including developing, maintaining, and securing the nation's nuclear weapons capability; cleaning up the nuclear and hazardous wastes resulting from more than 50 years of weapons production; and conducting basic energy and scientific research. The DOE's mission is carried out under the direction of DOE's program offices, and under the direction of the semiautonomous National Nuclear Security Administration (NNSA).

Justification

Despite inclusion of the Management and Operating (M&O) first tier small business subcontracting towards the DOE prime small business goal, the department did not achieve the FY 2017 prime SDB, WOSB, SDVOSB, and HUBZone goals and FY 2017 subcontracting HUBZone goal. DOE is unable to achieve several socio-economic small business goals as a result of its highly technical requirements, and the limited available SDB, WOSB, SDVOSB, and HUBZone contractors capable of providing these services in the prime and subcontracting marketplaces. The likelihood of DOE **not** achieving its assigned goals for these small business categories was understood through market research analysis, the subject matter experts' evaluations of the responses to sources sought notices/request for information, and knowledge of the existing small business contractors in these specialized fields. For instance, HUBZone participation is problematic throughout the entire federal acquisition arena and even more so for DOE. In addition, the DOE's complex and costly requirements are challenging for small businesses.

The DOE's FY 2017 prime and subcontracting achievements, with and without the inclusion of MOSRC data, are shown in table 1 below:

Table 1: Currently Projected Prime Contracting goals and achievements

FY 2017	DOE Prime Goals	Prime Contracting % Achievement without MOSRC Data	Prime Contracting % Achievement <u>with</u> MOSRC Data	DOE SubK Goals	Subcontracting % Achievement prior to MOSRC Deduction	Subcontracting % Achievement <u>after</u> MOSRC Deduction
Small Business	10.20%	5.42%	13.89%	40%	50.05%	37.50%
SDB	5%	2.76%	4.93%	5%	11.60%	7.25%
WOSB	5%	1.27%	2.98%	5%	10.52%	7.54%
SDVOSB	3%	0.60%	0.96%	3%	3.42%	3.16%
HUBZone	3%	0.12%	0.63%	3%	3.16%	2.25%

Corrective Action

The DOE OSDBU Strategic Plan 2018-2021 has specifically addressed three objectives that speak to improving our commitment to small business and placed specific interest on initiatives in support of those objectives.

- Making it easier for small businesses to do business with the Department of Energy.
- Forging more productive relationships with internal small business stakeholders.
- Achieving the socioeconomic goals set by the Small Business Administration.

To improve DOE's contracting performance in SBA's small business socio-economic subcategories, DOE OSDBU is undertaking several initiatives in an effort to achieve the socioeconomic goals as set by the Small Business Administration. He Department of Energy will continue to incorporate additional initiatives throughout the year and years to come.

1. DOE has adopted a more collaborative internal goaling process to better address the unique contracting strengths and challenges within each of DOE's program elements. DOE's five newly-assigned Small Business Technical Advisers (SBTAs) assist the program elements in conducting market research, to maximize their abilities to identify potential small business partners. I'm confident that fostering more productive, transparent relationships, such as these, throughout the agency will enhance the opportunities for small business stakeholders from under-represented sectors to become responsible suppliers to the DOE.

2. DOE OSDBU plans to host several events geared towards under-represented socio-economic subcategories. In November 2017, we hosted the First Annual Service-Disabled Veteran-Owned Small Business (SDVOSB) Opportunity Day, which focused on assisting SDVOSBs who are interested in partnering with the Agency. These events help service-disabled veterans re-enter the workforce through the Department's need for entrepreneurs, as they bring skills, dedication, and a strong work ethic to the Agency.

Additionally, DOE OSDBU plans to co-host three HUBZone events near Agency labs. These will help connect them with opportunities that may have previously seemed out of reach. By hosting these events,

we are addressing the two socio-economic subcategories that have historically been most challenging for DOE's goal achievements.

In also advocating for small disadvantaged businesses, 8(a) firms, and woman-owned small businesses, OSDBU continues to ensure equal access to procurement opportunities is available to all socio-economic subcategories.

3. DOE OSDBU has assigned a senior-level acquisition specialist as lead advocate for each socio-economic subcategory. For example, a service-disabled veteran on the staff, as the SDVOSB subject matter expert, focuses on keeping DOE compliant with Executive Order 13360, thereby increasing opportunities for SDVOSBs to engage with the agency.

4. DOE OSDBU has distributed a "set-aside letter" to Department Heads. This letter offers to assist DOE program elements identify two upcoming requirements that can be set aside for underrepresented socio-economic subcategories. By transitioning previously full-and-open opportunities to small business set-asides, DOE OSDBU expects to materially improve the Agency's socio-economic subcategory achievement.

5. DOE OSDBU and SBA are engaged in a collaborative effort to refine the data-mining practices of DOE's Management and Operating Subcontract Reporting Capability (MOSRC). In FY2016, DOE obligated \$245 million to small businesses outside of the Agency's goaled component obligations. In a multi-step process, made possible by the increased partnership between DOE OSDBU and SBA, these funds were first made possible to become part of the public record. Due to MOSRC's current reporting limitations, these obligations, along socio-economic subcategory focused obligations, and also purchase-card transactions at sites throughout the DOE's, did not factor into the Agency's FY2016 scorecard grade. By remedying these and other data-capture limitations, SBA will be able to more accurately assess DOE's small business achievement, including more complete reporting of both the dollars obligated and the types of socio-economic subcategory businesses engaged.

6. OSDBU, in collaboration with DOE's Office of Acquisition Management, is considering sponsoring several Blanket Purchase Agreements (BPAs) to encourage DOE program element utilization of small businesses in under-represented socio-economic categories, in specific procurement areas. These BPAs will initially be focused on Event Management, Marketing and Business Intelligence, and Administrative Services. OSDBU's BPAs will be agency-wide and will be comprised of firms identified as small businesses. Their objective is to broaden the access to DOE of small businesses representing each socio-economic category, in procurement source-selection processes.

7. DOE OSDBU partners with various small business advocacy organizations:

Procurement Technical Assistance Centers (PTACs)

PTACs are a nationwide network of procurement professionals who help local businesses engage in the Federal government marketplace. PTACs are invited to the annual DOE Small Business Forum & Expo, and each year, DOE facilities and sites work frequently and closely with PTACs in order to advance American small businesses to engage with the Agency.

HUBZone Council

As an example of a socio-economically focused small business advocacy organization, the HUBZone Contractors National Council is a non-profit trade association providing information and support for companies and professionals interested in the HUBZone Contracting Program. DOE OSDBU has been a member of this Council, and continues to participate in Council activities.

Federal, State and Local governments

OSDBU provides business development resources by participating in a range of small business events sponsored by Federal, state, and local governments. The OSDBU also collaborates with other government agencies to share best practices, and to coordinate mutually beneficial small business outreach events.

Small Business Coalitions

The OSDBU works closely with Small Business Coalitions that represent a cross-section of the Nation's socio-economic business diversity, such as the National 8(a) Association. The OSDBU partners with these coalitions in building relationships with small businesses through its attendance, speaking opportunities, and training.

OSDBU has established several metrics to measure the utility of DOE's small business initiatives. Examples of some of these are:

- # of approved reports in the Electronic Subcontract Reporting System (eSRS)
- # of 4220 Contracting Reviews that were changed to set-asides
- # of Internal Customer Engagements (Training and Calls)
- # of Policy Reviews
- # of approved reports on Management and Operating Subcontract Reporting Capability (MOSRC)
- # of Business Development Counseling Sessions
- # of Hosted Outreach Events
- # of Attended Outreach Events
- # of SB Awards
- # of Mentor-Protégé Agreements
- # of Views or metrics on web - Web and Marketing Content Management
- # of Communications Broadcast (Blogs, Newsletters, etc.) to Small Businesses

DOE OSDBU is working to establish new metrics which may be better at measuring the Agency's small business initiatives.

The OSDBU continues to develop multiple initiatives to support achieving the socioeconomic goals and our other strategic plan objectives. We look forward to the impact these initiatives will have on our goals and success in supporting small businesses.

Department of Justice (DoJ)

Department of Justice
Corrective Actions to Address Small Business Goals Not Met During FY 2017

Data in the Federal Procurement Data System – Next Generation (FPDS-NG) as of February 20, 2018, show that the Department of Justice (DOJ) achieved the following results against its small business prime contracting goals.

Category	Goal	Accomplishment
Small Business	31.00%	29.82%
SDB	5.00%	10.57%
WOSB	5.00%	6.63%
SDVOSB	3.00%	5.10%
HUBZone	3.00%	1.09%

As shown above, DOJ exceeded its prime contracting goals for small disadvantaged businesses, woman-owned small business, and service-disabled veteran-owned small business. Although DOJ did not meet its aspirational goal of 31.00%, it did achieve 29.82% prime contracting with small business, which represents 96.19% of its goal. DOJ obligated \$2,282,595,367 to small businesses as prime contractors in FY 2017, which is the highest dollar total awarded to small businesses in the department’s history. DOJ remains committed to ensuring that small businesses participate in our procurements to the maximum extent practicable. In an effort to achieve our unmet small business and HUBZone goals, DOJ is taking the following steps during FY 2018:

- Clearly communicate the FY 2018 small business goals and the importance of meeting those goals
- Publish the FY 2018 DOJ Forecast of Contracting Opportunities on the DOJ OSDBU website
- Host Vendor Outreach Sessions specifically for HUBZone firms, SDVOSBs, WOSBs/EDWOSBs, and 8(a) firms in an effort to encourage those businesses to pursue contracting opportunities at DOJ
- Host four additional Vendor Outreach Sessions for all small businesses
- Participate in small business outreach events specifically for HUBZone small businesses
- Conduct thorough market research to identify procurements that could be set aside for small businesses
- Use set aside authority when using multiple award contracts to drive achievement to small firms in the HUBZone category
- Maximize awards to small businesses under the simplified acquisition threshold
- Ensure that FAR 19.203(c) is followed by reviewing contract actions greater than the simplified acquisition threshold
- Consult and collaborate with SBA’s HUBZone Empowerment Contracting Program Office when appropriate to identify HUBZone opportunities

Preliminary data in the Electronic Subcontracting Reporting System (eSRS) show that DOJ achieved the following small business subcontracting accomplishments in FY 2017.

Category	Goal	Accomplishment
Small Business	40.00%	36.80%
SDB	5.00%	5.20%
WOSB	5.00%	9.50%
SDVOSB	3.00%	0.9%
HUBZone	3.00%	1.30%

DOJ is taking the following steps in support of meeting our small business subcontracting goals in FY 2018:

- Clearly communicate the FY 2018 small business subcontracting goals and the importance of meeting all of the small business goals
- Publish the small business subcontracting goals and accomplishments on the DOJ OSDBU website
- Ensure that contracting officers stress the importance of subcontracting plan compliance in all small business categories with DOJ's large prime contractors with particular focus on the small business goals not met
- Ensure that all DOJ prime contractors are submitting reports to eSRS as required
- Ensure that contracting officers are using the Individual Subcontracting Reports (ISRs) in the (eSRS) to monitor contract specific small business subcontracting accomplishments
- Review subcontracting plans for contracts greater than \$700,000 to other than small businesses to ensure that proposed small business subcontracting plans meet DOJ's small business subcontracting goals
- Invite DOJ's large prime contractors to participate in DOJ's Vendor Outreach Sessions
- Ensure that SBA's PCR has an opportunity to review proposed subcontracting plans and provide input
- Participate in small business outreach events hosted by DOJ's large prime contractors
- Conduct training to DOJ's acquisition staff regarding pre-award and post award subcontracting responsibilities
- Where appropriate, make small business subcontracting an evaluation factor contract award
- Where appropriate, make Small Business Participation Plan an evaluation factor for award providing a higher score for comprehensive socioeconomic small business participation

1

Department of Transportation (DOT)

**FY2017 U.S. Department of Transportation (DOT)
Corrective Action Plan Report
(FY17 Prime Contracting Goals)**

Small Business Goal- Goal: 50%, Achieved: 48.35%

The following has been completed by the U.S. Department of Transportation's Office of Small and Disadvantaged Business Utilization to take corrective actions to address unmet goals due to additional training and market research needed. These actions relate to procurement utilizing Small Businesses for FY2017 in accordance with Public Law 95-507. DOT will continue to toward achieving all of the small business goals. FY2017 is the first time (in the last 10 years) the small business goal has not been achieved.

ACTIONS TAKEN

The following actions are being used to correct our unmet goal for small business: The U.S. Department of Transportation has a monthly training session to implement the Small Business Program.

The OSDBU continued to facilitate the program and we have added information about obtaining procurement opportunities to our website: <http://www.transportation.gov/osdbu> that includes our procurement forecast, DOT opportunities link, and calendar of Small Business events.

OSDBU also participated in Small Business events hosted by other federal agencies and trade associations like the "2017 Virginia PTAP & DLA Small Business Subcontracting Training and Networking Outreach Event" held in Arlington, VA on May 18, 2017.

In addition, all our outreach efforts promote the use of available Small Business databases for market research and consideration. We share information regarding the small business database, which includes a pool of over a million Small Businesses, with the Small Business Specialists within DOT.

Our Small Business Specialists also actively seek small business participation through GSA's Federal Supply Schedule (FSS), which establishes long-term government-wide contracts with commercial firms.

NEXT STEPS

- Small Business Specialists will provide internal trainings to their COs to ensure compliance with FAR requirements.
- OSDBU will hold Small Business Days reflecting efforts for Small Business contracting opportunities.
- OSDBU will promote Small Business Specialist participation in Small Business Administration (SBA) led trainings relating to Small Business programs.

FY2017 DOT Corrective Action Plan Report
(FY17 Subcontracting Goals)

**Historically Underutilized Business Zone (HUBZone)- Goal: 3%, Achieved: .7%
Service-Disabled Veteran-owned Small Businesses- Goal: 3%, Achieved: 1.9%**

DOT subcontracting programs are an essential part of the OSDBU mission. Our office is committed to provide maximum opportunities to small businesses through our subcontracting programs and ensure compliance with Federal Acquisition Regulations (FAR) requirements regarding small business participation reporting.

Our office assessed our subcontracting programs to determine prime contractor and contracting officers' compliance with FAR. We found the following issue:

- Prime contractors were not submitting Individual Subcontracting Reports (ISR) and Summary Subcontracting Reports through the Electronic Subcontracting Reporting System (eSRS) in a timely manner.

ACTIONS TAKEN

Our office is determined to strengthen our subcontracting program and we took several measures to remediate the issues listed above, as follows:

- OSDBU regularly monitored the eSRS for prime contractors timely reporting and compliance. We reviewed a subcontracting report from FPDS to determine the prime contractors required to submit ISR and SSR reports for FY17. We cross-referenced this data with ISR and SSR submissions in eSRS. We reached out to those primes in non-compliance to them know the requirement for these reports and prompted submission of their reports.
- Proactive approach: We pulled up quarterly subcontracting reports from FPDS to determine primes that were required to submit subcontracting plans to ensure timely submission of their ISR and SSR reports. Before the end of FY17, our office communicated these requirements to DOT prime contractors.

NEXT STEPS

- Our staff will continue to work closely with Operating Administrations to ensure promptly review of ISR reports in eSRS by COs We will monitor eSRS monthly to determine CO compliance and communicate with those in non-compliance for immediate action.
- OSDBU will participate in monthly Strategic Acquisition Council meetings to ensure small business contracting data quality.

Environmental Protection Agency (EPA)



U.S. ENVIRONMENTAL PROTECTION AGENCY

Small Business Corrective Actions Report

OFFICE OF SMALL AND DISADVANTAGED BUSINESS UTILIZATION

March 27, 2018

Fiscal Year 2017 Small Business Corrective Actions Report

The U.S. Environmental Protection Agency (EPA), Office of Small and Disadvantaged Business Utilization (OSDBU) is pleased to submit this Fiscal Year (FY) 2017 Corrective Actions Report. This Report is provided in accordance with the reporting requirements under Section 15(h) of the Small Business Act, 15 U.S.C. § 644, and the related instructions of the U.S. Small Business Administration (SBA) for each agency to provide a short narrative explaining why its FY 2017 goals were not met.

As reflected in the table below, the EPA was successful in achieving all of its FY 2017 goals, with the exception of the HUBZone prime and subcontracting goals. Notably, the EPA exceeded all of its other small business contracting and subcontracting goals, often by a significant margin.

EPA FY 2017 GOAL ACHIEVEMENTS				
Category	Prime Goals		Subcontracting Goals	
	Goal %	Actual %	Goal %	Actual %
SB	40	40.36	55	60.2
SDB	5	15.28	5	13.4
WOSB	5	6.31	5	11.9
SDVOSB	3	3.78	3	4.20
HUBZone	3	1.63	3	2.10

In carrying out the OSDBU functions under Section 15 of the Small Business Act, the EPA OSDBU has provided effective outreach to the small business and EPA contracting community. Specifically, OSDBU worked in partnership with EPA procurement and program officials to review and provide expert recommendations on structuring the Agency's acquisitions to maximize small business prime and subcontracting opportunities. OSDBU also played an active role in assisting in effective market research and in identifying responsible small business concerns capable of performing the Agency's requirements.

In working directly with small businesses, OSDBU further participated in and hosted a variety of government-wide small business conferences, seminars and outreach events. Many of the OSDBU-hosted events targeted various categories of small businesses and proved effective in helping to increase the EPA's small business goals achievements.

In FY 2017, EPA awarded 1.63% of the Agency's contracts dollars to HUBZone Small Businesses. The HUBZone small business goal was the only prime socio-economic small business goal that the Agency did not meet. EPA is implementing the following strategies to increase the percentage of contracts awarded to HUBZone firms.

- EPA's OSDBU, in conjunction with the HUBZone Contractors National Council, will host the 8th Annual HUBZone Summit on May 17, 2018 at EPA's Region 6's Office in Dallas, Texas. This HUBZone Summit is a **one-day education and networking event for all small business contractors, especially those interested in the HUBZone Program. The Summit will include a Federal panel and one-on-one networking opportunities for small businesses with agencies and large primes.**
- On January 10, 2018, EPA's OSDBU presented the SBA virtual 1st Wednesday training on the HUBZone program to Contracting Officers and Contracts Specialists throughout the Agency, Regional Small Business Coordinators and Junior Resource Officials (JROs).

- During FY 2018, OSDBU will continue to meet with the Agency's JROs that represent all 13 EPA program offices. The meetings will include, but not be limited to, solutions for improving HUBZone goal achievements.
- OSDBU will make a more concerted effort to identify opportunities for HUBZone firms during the annual acquisition planning meetings with EPA program offices and the Office of Acquisition Management (OAM).
- OSDBU has implemented a new Senior Leadership recognition to increase the transparency and accountability for achieving the HUBZone and other socioeconomic procurement goals
- This year, a HUBZone firm will be awarded the EPA Administrator's Small Business Award for outstanding contract performance and achievement in the HUBZone socioeconomic category. This award will help demonstrate to the Agency that HUBZone firms are viable and an important contracting small business concern.

In FY 2017, EPA prime contractors awarded 2.10% of their contracts dollars to HUBZone small business subcontractors. The HUBZone small business goal was the only subcontracting small business goal that the Agency did not meet. EPA is implementing the following initiatives to assist prime contractors in increasing HUBZone subcontracts:

- OSDBU is coordinating extensive prime contractor participation in the upcoming annual HUBZone Summit on May 17, 2018. The one-on-one meetings with HUBZone firms will be with the Agency's largest prime contractors. In addition, EPA prime contractors will hold a panel discussion on subcontracting opportunities with their companies.
- Throughout FY 2018, OSDBU will continue to evaluate subcontracting plans by following the Environmental Protection Agency's Acquisition Regulation (EPAAR) Subpart 1519.705-2 "Determining the need for a subcontract plan" and noting guidance as illustrated in the Environmental Protection Agency's Acquisition Guide (EPAAG) 44 section 44.2.1 "Required Practices Concerning Subcontracts". When an EPA prime contractor submits a subcontracting plan, OSDBU, using its subcontracting plan checklist, will continue to evaluate that plan to ascertain if the plan provides maximum practicable contracts opportunities for small business concerns and the impact on subcontracting goals. In FY 2018, OSDBU will reject subcontracting plans that offer little opportunity for inclusion of small business concerns including the HUBZone program. Rejected plans will be returned to the Contracting Officer with appropriate advice and recommendations for identifying and strengthening areas of weaknesses.
- On May 02, 2018, EPA's OSDBU will present the SBA virtual 1st Wednesday training on the Subcontracting Program to contracting professionals throughout the Agency.

General Services Administration (GSA)



Mr. Robb Wong
Associate Administrator
Office of Government Contracting and Business Development
U.S. Small Business Administration
409 3rd Street, SW, Suite 8000
Washington, DC 20024

Dear Mr. Wong:

The U.S. General Services Administration (GSA) is pleased to provide the enclosed fiscal year (FY) 2017 Corrective Actions Report. GSA exceeded all of its small business and socio-economic small business goals at the prime contract level. GSA also exceeded two of the four socio-economic small business subcontracting goals for FY 2017. The socio-economic small business subcontracting goals GSA exceeded for FY 2017 are:

- Small Disadvantaged Business (SDB)
- Women-Owned Small Business (WOSB)

GSA did not meet its small business subcontracting goal, the Historically Underutilized Business Zone (HUBZone) subcontracting goal, and the Service-disabled Veteran-owned Small Business (SDVOSB) subcontracting goal. Even though GSA did not meet the HUBZone and SDVOSB goal in FY 2017, there was an increase in the total subcontracted dollars to both of these socio economic categories when compared with the actual dollars reported in FY 2016:

- \$78.7 million increase to HUBZone
- \$107.2 million increase to SDVOSB

The last three fiscal years shows a steady increase in both of these socio-economic categories:

Category	FY 17 Goal	FY17 Actual	FY17 Actual Dollars	FY16 Actual Dollars	FY15 Actual Dollars
HUBZone	3%	0.50%	\$309,793,428	\$231,114,779	\$196,697,110
SDVOSB	3%	0.95%	\$570,091,890	\$462,932,140	\$366,055,851

U.S. General Services Administration
1800 F Street, NW
Washington, DC 20405-0002
www.gsa.gov

In FY 2017, OSBU focused its attention on increasing report submissions from GSA contractors as required by FAR clause 52.219-9. Data accuracy in the reports submitted was also a focus, particularly for reports submitted under commercial plans. OSBU's efforts stemmed from recognition that in years past not all reports were submitted as required and from findings of duplicative reports and other inaccuracies in report submissions. The results of these efforts are addressed in the attachment.

GSA welcomes further discussion of its goals and FY 2017 achievements.

If you have questions, please do not hesitate to contact me at charles.manger@gsa.gov or at (202) 969-7086.

Sincerely,



Charles S. Manger
Associate Administrator
Office of Small Business Utilization

U.S. General Services Administration

The U.S. General Services Administration (GSA) is committed to expanding subcontracting opportunities for small businesses. At the close of business (COB) on March 14, 2018, data from the Electronic Subcontracting Reporting System (eSRS) shows that GSA awarded 23.91 percent of subcontracts to small businesses, as measured by total subcontracting dollar value. During the reporting period, GSA experienced challenges in meeting the overall small business, Historically Underutilized Business Zone (HUBZone) and Service-disabled Veteran-owned Small Business (SDVOSB) subcontracting goals.

GSA’s FY 2017 final subcontracting achievements as of COB March 14, 2018 are as follows:

Category	Goal	Achievement
SB	29%	23.91%
SDB	5%	5.33%
WOSB	5%	6.09%
HUBZone	3%	0.50%
SDVOSB	3%	0.95%

In spite of these apparent shortcomings, GSA made strides in FY 2017. GSA’s Senior Leadership made a strong commitment to small business subcontracting and to subcontracting data accuracy:

1. Senior Leadership commitment.

The Associate Administrator of GSA’s Office of Small Business Utilization campaigned for, and received leadership’s commitment to small business subcontracting across the highest levels of the GSA organization in FY 2017. This was accomplished through one-on-one meetings, formal briefings of senior leadership on the importance of subcontracting to small businesses, and keeping small business subcontracting on the agenda continuously in bi-monthly meetings with GSA contracting organizations. This commitment translated down to individual contracting shops, indicated by a marked increase in requests for training and specific assistance from the OSBU team. OSBU also rolled out in the last quarter of FY 2017, tips on how contracting officers can influence small business subcontracting before award and posted those tips on GSA’s OSBU internal webpage dedicated to small business subcontracting.

U.S. General Services Administration 1800
F Street, NW

Washington, DC 20405-0002 www.gsa.gov

Attachment

Department of Labor (DOL)

U.S. Department of Labor

**Office of the Assistant Secretary
for Administration and Management
Washington, D.C. 20210**



MAR 27 2018

Mr. Robb N. Wong
Associate Administrator
Office of Government Contracting and Business Development
Small Business Administration
409 3rd Street, SW, 8th Floor
Washington, DC 20416

Dear Mr. Wong:

The purpose of this letter is to transmit the Department of Labor's (Department) FY 2017 Corrective Actions Report, in accordance with Section 15(h) of the Small Business Act. I am pleased to report that the Department exceeded all of its prime and subcontracting small business and socioeconomic category goals for FY 2017 and therefore, does not propose corrective actions to be taken. If you have any questions, please contact Gladys Bailey (202) 693-7244 or by email at Bailey.Gladys@dol.gov.

Sincerely,

A handwritten signature in blue ink, appearing to read "Bryan Slater".

Bryan Slater
Assistant Secretary for Administration and Management,
Director, Office of Small and Disadvantaged Business Utilization

2. Data accuracy.

As detailed below, OSBU actions in FY 2017 included identification of the impacts of commercial plan subcontracting achievement on GSA's overall achievement; ensuring compliance with reporting in eSRS; and, ensuring data accuracy in reports filed in eSRS, particularly in commercial plan subcontract reporting.

The data in commercial subcontracting plans, Summary Subcontract Reports (SSRs) drive GSA's ability to meet its subcontracting goals. While commercial subcontracting plans account for only 25% of all of GSA's subcontracting plans, the dollars associated with commercial plan SSRs accounted for more than half (\$33 billion of the \$60 billion) of the total subcontracted dollars.

The small business achievement under commercial plans in FY 2017 indicated 16% small business achievement. This negatively impacted GSA's ability to reach the 29% overall small business goal. More than any other federal agency, GSA is most impacted by the commercial plans. Even though GSA is the most impacted, all government agencies use the products and services provided by these commercial suppliers such as utilities, airline and auto rental, and credit card services.

In FY 2017 GSA committed to ensuring contractors filed the SSRs as required by FAR clause 52.219-9. GSA's Federal Acquisition Service developed a Dashboard to highlight the number of reports that are required, submitted and accepted. These efforts produced a remarkable increase for GSA in submitted SSRs from 64% in FY 2016 to 89.5% for FY 2017.

Given the impact of commercial plan reporting, GSA made a concerted effort in FY 2017 to ensure data accuracy in the commercial subcontracting plan SSRs submitted in the eSRS system. Analysis of past years' achievement indicated errors in commercial plan reporting, such as duplicate reporting or in some cases, under-reporting where it was apparent the company failed to report all of its subcontracted dollars. To overcome this, the Associate Administrator of OSBU worked closely with GSA's Commissioners to raise awareness and require accurate reporting. In addition, OSBU staff worked closely with contracting activities responsible for much of the commercial plan reporting to ensure accurate reporting. As a result, the number of apparent errors in commercial plan reporting was reduced in FY 2017. This could not have been accomplished without the commitment of GSA's senior leadership, the heads of contracting activities and the contracting directors responsible for utilities' contracts and travel, motor vehicle, card services' contracts. These leaders familiarized themselves with SSR reporting in eSRS and even hosted industry days focusing on commercial plan reporting.

Other data accuracy efforts included identification of SSRs that needed to stay in "rejected" status in the eSRS system due to duplication or filed at the wrong time of year (March).

OSBU continued small business subcontracting training to the acquisition workforce in FY 2017. These included targeted messaging, quick tip tools to assist contracting officers and regularly scheduled formal training on subcontracting requirements, focusing on Pre-Award subcontracting and Post-Award subcontracting training to the acquisition workforce in FY 2017.

GSA's OSBU generated SSR reports from eSRS at the beginning of December, identifying the

reports still in pending status and shared with GSA leadership. Beginning the first week in January, 2018, these reports were supplied weekly and included status on where GSA stood in achieving its small business subcontracting goals. The status of outstanding reports was discussed at the Administrator's weekly senior leadership meeting. Additionally, the Commissioners of PBS, FAS and the Associate Administrator of OSBU were in weekly and sometimes bi-weekly communication about the progression and accuracy of the reports. The Commissioners worked very closely with their staff and the acquisition workforce to ensure report accuracy and completion was a very high priority.

In the spring of 2017, GSA's OSBU reminded contracting officers of their responsibility to ensure submission of Individual Subcontract Reports (ISRs) as required under FAR 52.219-9. OSBU reminded contracting officers to complete their review within 60 days of the end of the reporting period as required by the FAR. OSBU provided lists of outstanding ISR reports to PBS and FAS leadership.

While GSA only exceeded the subcontracting goals for SDBs and WOSBs, GSA believes the significant strides in GSA's senior leadership commitment, data accuracy and subcontracting training will set the stage for success in FY 2018.

Planned actions for FY 2018:

GSA plans to build upon the momentum of FY 2017 and carry that into FY 2018. The following

1. Collaboration between OSBU and GSA's Senior Procurement Executive to develop Small Business Subcontracting Training as part of the "Conversations in Contracting" series delivered by the Office of Government-wide Policy
2. Further refine data gathering tools for accuracy (including the FAS dashboard) to ensure all reports are being captured by GSA's contract writing systems
3. Convene an internal Subcontracting Summit in the spring of FY 2018, focusing on eSRS reporting, data accuracy, identifying other subcontracting issues and developing mitigation plans Encourage leadership to ensure the acquisition workforce is being diligent when negotiating
4. subcontracting plans; always ensuring that small business subcontracting is being maximized to the fullest extent practicable
Continue targeted messaging for influencing small business subcontracting prior to award,
5. encouraging contracting officers to include subcontracting as part of industry engagement, negotiation strategy and reminders upon award
Emphasize SDVOSB and HUBZone small business subcontracting
6. Ensure all subcontracting reports are filed per FAR 52.219-9 to maximize small business
7. achievement in FY 2018 through targeted messaging in April and October, recognizing that subcontracting achievement begins with reporting compliance for both ISRs and SSRs
Identify issues impacting industry's ability to file reports electronically in eSRS with the goal of reducing the need for paper SSR reports
8. Continue monthly small business subcontracting training. Create subcontracting training segments, targeting specific topics, such as individual subcontracting plans, commercial
9. subcontracting plans and subcontracting plans for leases

10. Continue review of any consolidated or bundled requirement to ensure the required FAR provisions are met in the resulting solicitation:
- a. FAR 15.304(c)(3)(ii) For solicitations that are not set aside for small business concerns, involving consolidation or bundling, that offer a significant opportunity for subcontracting, the contracting officer shall include a factor to evaluate past performance indicating the extent to which the offeror attained applicable goals for small business participation under contracts that required subcontracting plans (15 U.S.C. 637(d)(4)(G)(ii)).
 - b. FAR 15.304(c)(4) For solicitations, that are not set aside for small business concerns, involving consolidation or bundling, that offer a significant opportunity for subcontracting, the contracting officer shall include proposed small business subcontracting participation in the subcontracting plan as an evaluation factor (15 U.S.C. 637(d)(4)(G)(i)).

Department of Health and Human Services (HHS)

Department of Health and Human Services FY 2017 Corrective Actions Report

The Department of Health and Human Services (HHS) supports all small businesses and is committed to the increased utilization of small businesses in all of its procurements.

In Fiscal Year 2017, HHS fell short of its overall Small Business Prime Contracting goal by .42%. Conversely, HHS went from not achieving its overall subcontracting goal in FY2016 to exceeding it by over 6% in FY2017.

HHS implemented many of the items contained in HHS' FY 2016 corrective action plan, such as hosting an SDVOSB round table, vendor trainings and SDVOSB/HUBZone matchmaking. Implementation of the Subcontracting corrective actions from FY2016 included the development of an updated Subcontracting Plan Template to ensure FAR compliance and allow OSDBU to receive more detailed data regarding a Contractor's subcontracting intentions, providing subcontracting training to acquisition personnel and meeting with the Department's Top 25 other than small prime contractors to increase subcontracting awards to small businesses.

The HHS OSDBU also had a robust vendor engagement outreach program which included:

1. Collaborating with the VET Force to hold a one day event exclusively for Veteran-owned and service disabled veteran owned small businesses to discuss their capabilities,
2. Hosting nine monthly Vendor Outreach Sessions; counseling 690 small businesses on "How to do Business with the Department of Health and Human Services" and
3. Holding three national outreach/training events titled "Getting Back 2 Business," where over 1,785 small businesses were educated on HHS programs and opportunities and contracting pathways. The three events were held in Huntsville, AL, Takoma, WA and Towson, MD.

In FY2018, HHS plans to implement, at a minimum, the following corrective actions to increase prime and subcontracting awards to SDVOSBs and HUBZones:

- a. Service-Disabled Veteran-Owned and HUBZone Small Business Prime Goal:

- i. Host a round table with the Heads of Contracting Activities to develop strategies on increasing SDVOSB and HUBZone participation in HHS contracts.
 - ii. Collaborate with women veteran organizations to provide training and outreach to women veteran-owned small businesses.
 - iii. Host SDVOSB and HUBZone Round Tables to develop strategies on increasing SDVOSB/HUBZone participation in HHS contracts.
 - iv. Host an industry day giving preference to HUBZone and SDVOSBs in the 541 sector.
 - v. Include HUBZone Businesses in Tech Watch program
- b. Service-Disabled Veteran-Owned Small Business and HUBZone Small Business Subcontracting Goal:
 - i. Develop an updated Subcontracting Review Checklist which will allow HHS contracting activities, OSDDBU and the SBA PCR to do a deeper dive into vendors subcontracting plans;
 - ii. Develop an eSRS reporting checklist to ensure that HHS vendors are complying with their subcontracting plans and achieving their negotiated goals, with a special emphasis in the areas of SDVOSB/HUBZone concerns;
 - iii. Ensure backlog of ISRs and SSRs are cleared by end of 3rd qtr.
 - iv. Review contract actions that exceed subcontracting thresholds that do not have ISRs submitted.

Department of Housing and Urban Development (HUD)

U.S. Department of Housing and Urban Development
FY 2017 Corrective Actions Report

The Department of Housing and Urban Development (HUD) remains strongly committed to utilizing small business concerns to the maximum extent practicable for its procurement needs. With the exception of the HUBZone statutory goal, HUD met or exceeded all of its small business prime and subcontracting goals. Even though, HUD did not achieve the HUBZone prime or subcontracting goal, the agency had a 246% increase in our HUBZone prime achievement and missed the prime HUBZone goal by .05%. In FY17, HUD OSDBU continued to host a number of conferences and training events, to include a specific conference and training focused on the HUBZone program. The HUBZone conference received extremely positive feedback from industry and HUD staff and directly aided the agency's efforts to increase awareness of HUD's contracting opportunities with HUBZone companies. The conference also allowed key HUD staff to engage with and realize the breath of capabilities within the HUBZone community. To ensure continued improvement, HUD submits the following corrective actions:

- 1) HUD OSDBU will continue to sponsor employee trainings on the subcontracting and HUBZone Small Business Programs.
- 2) The Department's Acquisition Review Council, which is responsible for reviewing all new acquisitions exceeding the simplified acquisition threshold, will review all market research to determine whether the use of HUBZones and SDVOSBs is the appropriate acquisition strategy.
- 3) The Chief Procurement Officer issued a call memorandum for FY18 Annual Strategic Acquisition Plans (ASAP) which highlights small business procurement opportunities and emphasizes opportunities for HUBZone small business concerns.
- 4) To the maximum extent practicable, contracting officers will continue to issue Sources Sought to identify potential HUBZones for new requirements.
- 5) To increase the visibility of opportunities for the HUBZone community, notices and links to the GPE will continue to be posted on the HUBZone Classified Opportunities Board.

National Aeronautics and Space Administration (NASA)

**National Aeronautics & Space Administration (NASA)
Fiscal Year (FY) 2017 Corrective Action Report**

During fiscal year (FY) 2017, NASA was unable to meet the federally mandated prime socioeconomic goals in the Woman-Owned Small Business (WOSB), Service-Disabled Veteran-Owned Small Business (SDVOSB), and Historically Underutilized Business Zone (HUBZone) categories. In the area of sub-contracting, NASA was able to achieve our all assigned socioeconomic goals. In FY 18, NASA will continue its new initiatives, combining with NASA's Science Technology Mission Directorate, and partnering with the local Chamber of Commerce and Procurement Technical Assistance Centers (PTACs) in regions where NASA does not have a presence to attract more small businesses. The following is a detailed report on what NASA will do to meet these goals.

Women-Owned Small Business (WOSB) Goal:

NASA has made strides in improving our prime WOSB dollars and percentages with a continued focus in targeting this socioeconomic category. Over the past four fiscal years (FY), NASA increased its WOSB percentage from 3.30% (\$449M) in FY 14 to 4.4% (\$725M) in FY 17.

Over the last fiscal year, the NASA Armstrong Flight Research Center awarded one of its largest construction projects to the WOSB program, namely: Revitalization Industrial Potable Water Distribution System in addition to the Technology Transfer and Partnership Support a WOSB set-aside. The NASA Headquarters Operations and Programmatic Support Service (OPSS) procurement was set-aside to WOSB under the General Service Administration (GSA) Blanket Purchase Agreement (BPA) in the amount of \$47.9M. Langley Research Center's (LaRC) WOSB obligations represent nearly 19% of the entire Agency's WOSB obligations (\$132.1M/\$724.3M), even though LaRC's total obligations are less than 3% of NASA's total obligations (\$498.1M/\$16.7B). Based on these awards and pending awards, we expect our WOSB obligations to increase in FY 18.

NASA collaborated with the United States Women's Chamber of Commerce (USWCC) and actively participated at the Fall Contracting Summit on October 20, 2016, the 2017 National Small Business Contracting Summit held on March 30, 2017, and the Annual Small Business Networking session where NASA participated in matchmaking sessions at all events.

NASA hosted its FY 17 WOSB Industry Day on March 7, 2017, at NASA Jet Propulsion Laboratory with over 500 attendees of which 50% were WOSBs.

Service-Disabled Veteran-owned Small Business (SDVOSB) Goal

NASA's SDVOSB prime metric in FY 2017 was 1.0%. While 2017 was the third straight year in which both SDVOSB dollars and percentage increased, obviously there is additional room for improvement. The only sure way to increase SDVOSB participation is to increase the number of SDVOSB set-asides. SDVOSB's seldom win small business set-asides at NASA. The number of contracts in the 8(a) program at NASA is a hindrance to the SDVOSB program. Furthermore, NASA's SBIR/STTR program, which exceeds \$150 million annually, yields essentially nothing in SDVOSB dollars, as the number of SDVOSB proposals received each year is almost none.

In order to increase SDVOSB participation, NASA hosted its 6th annual VOSB/SDVOSB Industry Day in Huntsville, AL on May 9, 2017. NASA representatives also attended the Veterans in Business Conference in Arlington, VA on March 22, 2017, Veteran Entrepreneur Training Symposium (VETS) 2017 in Norfolk, VA on June 12-14, 2017, and the Elite SDVOB Conference in Orlando, FL on August 16-18, 2017. In 2018, NASA may attend such events again, but is also evolving its outreach program to target industry segments that better match NASA's mission.

In FY 2017, three NASA centers (Armstrong Flight Research Center, Stennis Space Center, and for the first time, Marshall Space Flight Center) exceeded the 3.0% goal and will be presented with awards at the VETS 2018 event in June.

In FY 2017 Stennis Space Center awarded four regional construction contracts under a SDVOSB set-aside, as part of its overall Multiple-Award Construction Contract covering four southern NASA centers and two sub-installations. This should lead to increased opportunity for SDVOSB dollars over the next 5 years. In FY 2018, Armstrong Flight Research Center is issuing a similar regional construction solicitation for NASA's west coast locations; this will include two contracts awarded using SDVOSB set-aside procedures.

Also in FY 2017, Kennedy Space Center awarded its IT Support Services contract using a SDVOSB set-aside under GSA Schedule 70.

Finally, NASA issued two RFP's in early FY 2018 for Protective Services that are both SDVOSB set-asides. The solicitations cover Armstrong Flight Research Center and Johnson Space Center, respectively.


Historically Underutilized Business Zone (HUBZone) Goal

NASA participated in the National HUBZone Council's National HUBZone Small Business Summit held in Chantilly, VA on October 13-14, 2016. More than 300 small business professionals, prime contractor representatives, and government officials registered for the two-day educational and networking conference. NASA had a high number of HUBZone firms participate in the matchmaking session.

On August 8, 2017, NASA Armstrong Flight Research Center hosted NASA's HUBZone Industry Day in Los Angeles, CA. The event had 225 attendees, 84 HUBZone concerns and many exhibitors.

Additionally, the NASA OSBP will participate in the National HUBZone Council's National HUBZone Small Business Summits on May 17, 2018 in Dallas, TX and on October 10-12, 2018 in Chantilly, VA.

Nuclear Regulatory Commission (NRC)



U.S. Nuclear Regulatory Commission FY 2017 Corrective Actions to Address Unmet Goals Report

In fiscal year (FY) 2017, the Nuclear Regulatory Commission (NRC) exceeded four out of five of its small business prime contracting goals, missing only the historically underutilized business zone (HUBZone) goal by less than one percent (see Enclosure 1). The agency awarded less than its target goal for HUBZones in part because most of the HUBZone awards were in the corporate support commodity category where the agency continued to reduce its spending due to a smaller budget and as a result of the shrinking footprint of certified HUBZones in the local area. However, the agency quadrupled its prime contract goal for small disadvantaged businesses, doubled the goal for women, and awarded the largest amount of contract dollars to date to service-disabled veterans. With respect to subcontracting, the NRC exceeded three out of five of its small business subcontracting goals (see Enclosure 1). Therefore, this report will only cover the planned actions to improve the HUBZone prime contract goal and subcontract goal performance for the two categories the agency fell short in achieving, HUBZones and service-disabled veterans.

Corrective Actions to Achieve HUBZone Prime Contract Goal

1. Increase Direct Awards to 8(a) Companies Located in a HUBZone

The Small Business Program will work with agency contracting officer representatives and acquisition staff to ensure that procurements planned for direct awards under the Small Business Administration's 8(a) program also consider companies located in a HUBZone. For acquisitions considering the direct award authority under the 8(a) program or for acquisitions that may be a good candidate for the 8(a) program, Small Business Program staff will conduct strategic market research to determinate the capability of 8(a) companies located in a HUBZone to support the contract opportunity. Upon proper vetting by the Small Business Program of the companies identified, the Small Business Program coordinates the logistics for formal face-to-face capability presentations with the companies identified. Such capability presentations include a presentation regarding the company's technical and administrative management approach along with written responses to specific questions, which include inquiries into corporate experience and past performance. After capability presentations have concluded and all relevant information has been reviewed, the contracting officer representative selects the company determined to be the most suitable for award. Strategically, focusing on HUBZone consideration in the 8(a) direct award process, will ensure awards to HUBZone businesses and lead to an increase of contract dollars awarded to HUBZone companies. Accordingly, the Small Business Program will work with agency contracting officer representatives and acquisition staff to consider 8(a) companies located in a HUBZone before non-HUBZone companies, where possible, and where the capabilities exist to support agency operations.

2. Increase Local Engagement and Market Research of the HUBZone Marketplace

The Small Business Program plans to increase local engagement of HUBZone companies to increase the number of responses to solicitations and sources sought notices, thereby increasing the likelihood of an award to a HUBZone as well as the possibility to set-aside the opportunity exclusively for HUBZone companies. The NRC plans to actively engage the HUBZone community through a variety of activities to evaluate the capability and interest of the marketplace to support upcoming prime contract opportunities. Activities include providing small business counseling, which includes educating HUBZone businesses on how to use the web-based NRC Small Business Tool Box to identify and responded to agency opportunities; participating in local HUBZone outreach events (such as the National HUBZone Conference and HUBZone Small Business Summit) through matchmaking and exhibiting; reviewing the agency's list of past conference attendees to target local HUBZone companies for counseling sessions; searching the Small Business Administration Dynamic Search Database to identify local HUBZone companies that offer needed products and services; and working with our acquisition staff to issue sources sought notices are used to explore the capability of the HUBZone marketplace to support upcoming opportunities.

3. Expand Outreach to Regional Sites Where HUBZones Are Located

The Small Business Program plans to expand its outreach efforts to the agency's regional sites located across the country, which would lead to an increase in contract dollars awarded to HUBZone small businesses. The agency has regional sites located in the following areas: King of Prussia, Pennsylvania; Atlanta, Georgia; Lisle, Illinois; Arlington, Texas; and a training center in Chattanooga, Tennessee. While HUBZone locations have been declining in the areas surrounding NRC Headquarters through economic revitalization from Federal contracting and other business development initiatives, the agency's regional locations have increased or maintained their certified HUBZone population. As a result, regional sites and the corresponding marketplace present a great opportunity to increase HUBZone participation in regional contract opportunities and improve prime contract goal performance.

Accordingly, the Small Business Program is planning to host a small business event near our Texas regional office in June 2018 to engage the local HUBZone marketplace and explore regional capability. The plan is to continue meeting with regional buyers across the country to conduct a spending analysis for each NRC regional office to determine what upcoming procurements represent the best opportunities for HUBZone consideration based upon marketplace capability for that regional area.

Corrective Actions to Achieve Service-Disabled Veterans and HUBZone Subcontracting Goals:

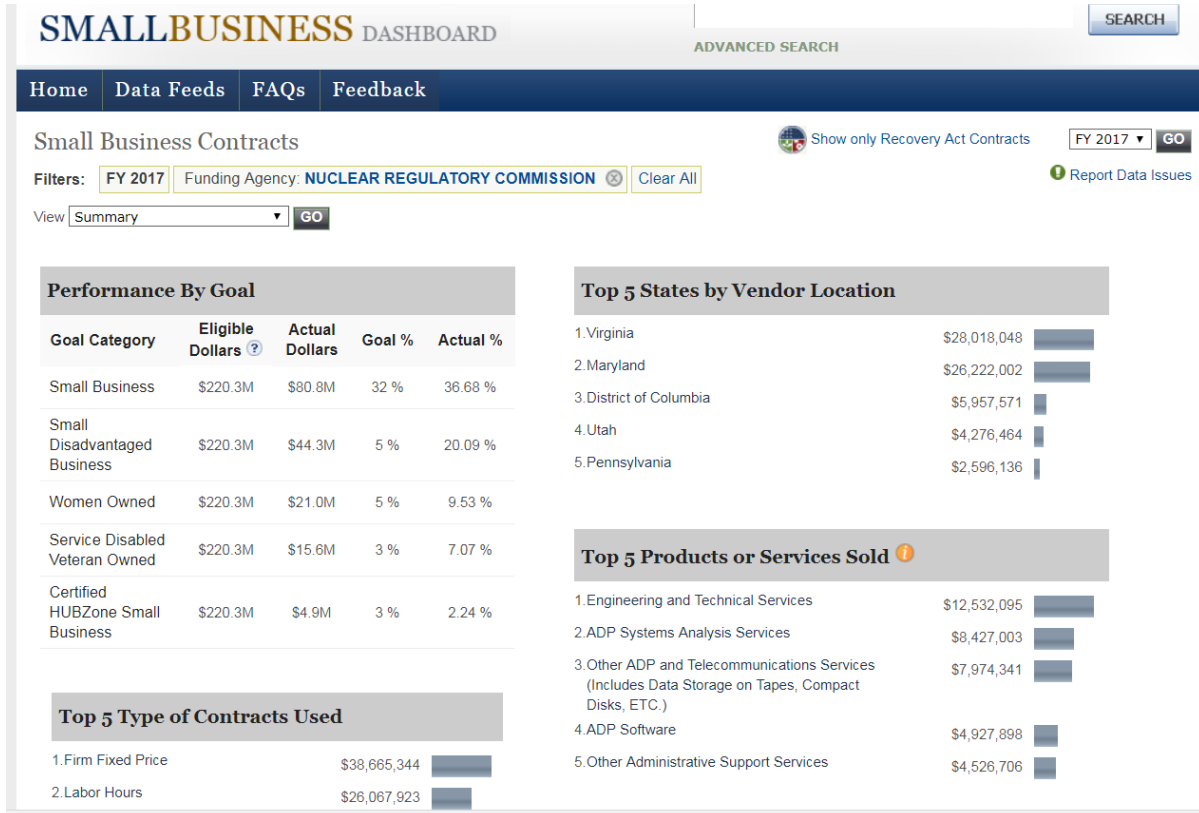
1. Increase the Use of the Agency's Small Business Subcontracting Plan Evaluation Factor

The Small Business Program created an incentivized small business subcontracting plan evaluation factor that encourages the use of small businesses as subcontractors through the use of a pass/fail scored factor that is considered in source evaluation and selection. Once contract award is made, the proposed subcontracting goals become a material part of the contract and are required throughout contract performance. Moreover, prime contractors are advised that subcontracting plan performance and compliance is a factor contracting officers assess when performing and documenting official contractor past performance reporting. To ensure that subcontracting plans maximize the use of this factor, the Small Business Program will continue to review small business subcontracting plans through formal small business subcontracting plan reviews. The Small Business Program also plans to collaborate with the agency's acquisition staff to identify projects that have historically provided the greatest subcontract opportunities for small businesses and work towards increasing the target small business subcontracting goal for such projects under the incentivized factor.

2. Continue to Facilitate Prime Contractors' Outreach and Matchmaking Efforts

The NRC Small Business Program developed the web-based Small Business Toolbox, which includes a feature that connects small businesses with the agency's top prime contractors to explore subcontracting opportunities. This feature includes access to a publically available copy of the agency's scope of work or list of requirements for various commodity categories of work (e.g., information technology, cybersecurity, and technical assistance/engineering), thereby establishing a mechanism for potential subcontractors to identify an area or task where their capabilities align with agency requirements in a supporting role. The small business counseling sessions provided by Small Business Program staff include an analysis of available subcontract opportunities using this tool to identify opportunities that match the capabilities and experience of the small business. Once the small business has completed their evaluation of subcontract opportunities at the agency, the toolbox feature also provides a point-of-contact for the prime contractor's subcontracting plan, facilitating the introduction of capable and pre-vetted companies to the NRC's top prime contractors so the small businesses may be considered for a supporting role. The top prime contractors were selected based upon an analysis of the prime contracts with the most subcontracting opportunities for small businesses, which focused on contracts that included the incentivized small business subcontracting plan evaluation factor and contracts that supported the entire agency from an enterprise approach as opposed to a specific office. The Small Business Program plans to expand and increase the number of agency prime contractors that are included through enhancements and updates to the Small Business ToolBox.

PRIME CONTRACT GOAL ACHIEVEMENT



SUBCONTRACT GOAL ACHIEVEMENT

SMALL BUSINESS SUBCONTRACTING BUSINESS TYPE	GOAL	ACHIEVEMENT
Small	40%	89.4%
Small Disadvantaged	5%	10.8%
Women-Owned	5%	5.3%
Service-Disabled Veterans	3%	0.0%
HUBZones	3%	0.0%

Enclosure 1

National Science Foundation (NSF)



NATIONAL SCIENCE FOUNDATION
2415 Eisenhower Avenue • Alexandria, VA 22314

March 20, 2018

Ms. Mihaela Ciorneiu
U. S. Small Business Administration
409 3rd Street, S.W.
Washington, D.C. 20416

Dear Ms. Ciorneiu:

Please see the attached National Science Foundation (NSF) response containing our FY 2017 Corrective Actions Reports.

If you have any questions or need additional information, please contact the undersigned at 703-292-4825 or via e-mail at gnarcho@nsf.gov.

Sincerely,

Graciela L. Narcho
Director
Office of Small and Disadvantaged Business Utilization

Enclosure:

Attachment 1, NSF Small Business Training and Travel Report for FY 2017

National Science Foundation (NSF)

Report on Corrective Actions to Address Unmet FY 2017 Goals

March 15, 2018

The following information is provided in accordance with Section 15(h) of the Small Business Act:

In FY 2017, NSF did not reach its prime contracting assigned goals of 3% for Historically Underutilized Business Zones (HUBZones), and 5% for Woman Owned Small Business (WOSB).

NSF achieved 3.6% under the WOSB category in FY 2017 which is a 0.9% increase compared to FY 2016.

The sole reason NSF was unable to meet its prime contracting goals for WOSB was the change to include overseas contracts in the small business eligible dollars beginning in FY 2016. Without the inclusion of overseas contracts in the small business eligible dollars, NSF would have accomplished all of its socio-economic FY 2017 prime goals. NSF's two largest contracts, Arctic and Antarctic Support, are performed overseas by a large business. This contract accounted for over 65%¹ of NSF's annual obligations in FY 2017. Due to its size, complexity and the fact it is performed in Antarctica, there are no small businesses that can perform this work.

NSF was able to achieve its Small Business, Small Disadvantaged Business (SDB), HUBZone, and Service Disabled Veteran Owned Small Business (SDVOSB) prime contracting goals and improve its Woman Owned Small Business (WOSB) achievement in FY 2017 despite the inclusion of overseas contracts primarily as a result of additional obligations related to the relocation of NSF.

In FY 2017, NSF did not reach its assigned subcontracting goals of 3% for HUBZone. NSF accomplished .6% of its eligible subcontracting obligations to HUBZones in FY 2017 which is a .3% decrease compared to FY 2016. The reason NSF has not been able to achieve its subcontracting goal for HUBZone is the same reason it was not able to achieve its prime contracting WOSB goal. Prime contractors have struggled to find qualified HUBZone sources for the types of services procured by the agency.

The following has been conducted or is planned in FY 2018 to achieve the assigned prime contracting goals for WOSB as well as the assigned subcontracting goal for HUBZone:

- a. Continuation of the NSF Small Business Improvement Initiative which began in FY 2011. This initiative is an effort involving contracting, program offices, and NSF officials combining forecasting, management planning, tracking, and training to improve NSF goal performance. This initiative targets upcoming

¹ FY 2017 total obligations were \$462,346,296. Antarctic and Arctic Program FY 2017 total obligations were \$302,624,037

acquisitions for small business set aside or a social economic category set aside. Acquisition Management and Program Management work together to ascertain if market research can result in a set aside. As a result of this effort, NSF has achieved its annually assigned small business goal from FY 2014 through FY 2017. As mentioned above, without the inclusion of overseas contracts in the small business eligible dollars, NSF would have accomplished all of its socio-economic FY 2017 prime goals.

Members of the acquisition team consisting of the Senior Procurement Executive, Contracts Branch Chief, Deputy Contracts Branch Chief, and policy team members that make up part of the NSF Small Business Improvement Initiative meets annually and will continue to meet to review acquisition forecast material consisting of upcoming re-competed acquisitions to focus on converting non-small business prime contracts to small business with an emphasis on increasing our WOSB obligations.

- b. Monthly metric meetings with the Senior Procurement Executive and Contract Management personnel will be conducted where small business prime goals, including WOSB, are tracked throughout the year.
- c. NSF will attend multiple conferences and matchmaking events in FY 2018 where the NSF OSDBU and/or her representatives will provide one-on-one guidance and resources to small business vendors, including WOSB and HUBZone on how to do business with NSF.
- d. Advanced planning will be continued such as the NSF Advance Acquisition Plan (AAP) which includes a listing of upcoming NSF competitions. The completed AAP for FY 2018 has been placed on the NSF public website which allows WOSB and HUBZones to review the document and allows them time to plan and prepare for any applicable prime or subcontracting opportunities listed for the NSF competitive acquisitions. The NSF AAP is updated as needed throughout the year.

Office of Personnel Management (OPM)



U.S. Office of Personnel Management

Fiscal Year 2017 Corrective Action Plan

Strategy to Implement Strengthening Opportunities in Federal Contracting for Service Disabled Veteran-Owned Businesses

The Office of Personnel Management's (OPM) FY 2017 small business achievements show that reaffirming our procurement reform efforts has had an extreme impact in comparison to last four fiscal years. OPM awarded 33.97% or \$263M, of its total dollar obligations to small businesses thus exceeding in 4 of the 5 prime socio-economic categories: Small Disadvantage Business (16.05%) & Women-Owned Small Business (15.45%) and HUBZone (3.30%) for a second year. However, OPM's overall small business percentage shows improvement but is still low in SDVOSB socioeconomic category; this is driven, and recognized by the SBA largely due to the agency's obligations in support of the National Background Investigation Bureau (NBIB) formally known as Federal Investigative Services (FIS) contract and SDVOSBs not responding to Sources Sought Notices during the market research phase of procurements.

During FY17, NBIB's acquisitions mirrored FY16 at approximately 42% of the agency's total obligated dollars. The vast majority of these acquisitions are for pre-employment investigative background services (top secret, secret and special access) for OPM and various federal agencies.

OPM's NBIB Acquisition personnel in partnership with the OSDBU and in accordance with FAR Part 10.001(2)(v)/Market Research - continuously during FY17 to the maximum extent practicable conduct analyses of the market to determine the feasibility of utilizing small businesses which include Service Disabled Veteran (SDVOSB) as prime contractors. However, market research still determines that there were no SDVOSB small firms that could fulfill the technical requirements which required small firms to have current security clearances and to provide investigative services on a global level. OPM consulted with the SBA's PCR who concurred with the above findings.

During FY17, OPM OSDBU strategically engaged in numerous outreach conferences and events which targeted SDVOSB businesses for ex. 1. 3 consecutive OPM Industry Days which targeted SDVOSB; 2. OPM's 4th Quarter Readiness Small Business Conference in Atlanta; and 3. OPM frequent OSDBU Roundtable Workshops. Nonetheless, OPM was unsuccessful in satisfying the 3% goal for those prime socio-economic categories.

At the start of fiscal year FY18, in coordination with the OSDBU, OPM's Office of Procurement (OPO) will reissue two contracting policy documents. First, a revised policy on the review and approval levels of contractual documents was issued in October 2015, which requires several levels of review and ultimate approval on a number of contracting actions, including, but not limited to, solicitations, awards,

acquisition plans, Determination and Findings, and Justifications for Other Than Full and Open Competition. The issuance of this policy allows for effective oversight of the procurement process, ensuring proper acquisition planning, market research and small business consideration. Second, a new policy implementing a Contract Review Board (CRB) which was issued in November 2015 has been revised which requires the formal commencement of a review board at specific stages of an acquisition to discuss acquisition strategies and award decisions for high dollar value and/or high risk/high visibility actions.

The CRB participants include various members of the OPO as well as Office of General Counsel and the Office of Small and Disadvantaged Business Utilization. The CRB ensures, for example, that the procurement team has a sound acquisition strategy and adequate market research, taking small business involvement into consideration. OPO plans to issue further policy and guidance documents in the near future on acquisition planning and market research, to further enhance the documentation generated and ensuring small business is adequately considered.

In accordance with the Section 15(h)(1) of the Small Business Act, OPM has re-identified robust FY18 strategies to enhance SDVOSB prime opportunities and to attain the annual statutory goal of three percent. OPM has identified the following:

1. OPO's Philadelphia field office is a member of the newly formed Mid Atlantic Acquisition Council (MAAC), which includes a Small Business subcommittee among others. OPO's membership on the MAAC council will provide opportunities to collaborate with other agencies in the mid-Atlantic region on a variety of efforts that will promote enhanced learning and business opportunities for the acquisition community and small businesses.

This will be the first time that OPM contracting has had the opportunity to leverage and collaborate efforts and initiatives with other agencies in a field location, to promote more positive outcomes in the area small business. These include but are not limited to:

- Developing small business training in areas of common interest;
 - Offering training to small businesses on the federal marketing and certification process;
 - Coordinating educational programs and training opportunities offered in the Philadelphia area and;
 - Providing/organizing seminars, webinars, meetings, mentoring, networking and career opportunities
2. OPM will continue to participate in small business counseling sessions sponsored by other agencies and trade associations that support increasing contracting opportunities for SDVOSB. This process will increase SDVOSB businesses awareness of prime and subcontracting opportunities with the OPM.
 3. OPM will reissue guidance to its contracting officers and program management specialists on how to identify SDVOSB businesses capable of fulfilling OPM requirements while conducting market research, and when appropriate, set-aside requirements for HUBZone & SDVOSB businesses.
 4. OPM will further work with its program offices to identify specific requirements to be set-aside for SDVOSB businesses.

5. OPM will promote SDVOSB businesses participation in its subcontracting program by continuing to make the subcontracting plan part of the evaluation criteria on major projects.
6. OPM will pay particular attention to HUBZone & SDVOSB businesses subcontracting goals included in prime contractors' proposed subcontracting plans to make certain that the plans comply with the 3 percent statutory goal. In addition, OPM's OSDDBU will identify prime contractors not meeting the HUBZone & SDVOSB subcontracting goal and issue letters requesting that they identify their corrective action plans and offering support by identifying potential HUBZone & SDVOSB subcontractors.
7. To increase outreach to SDVOSB businesses, OPM's OSDDBU will continue its membership with local SDVOSB Councils to broaden its outreach efforts for the benefit of SDVOSB businesses.
8. OSDDBU will request training support for contracting and program personnel from SBA's SDVOSB office.

OPM has continued to define a strategic and comprehensive strategy for the use of small business vendors, and continued to engage and execute a variety of initiatives designed to yield overarching near and long-term program improvements. The Agency's FY18 strategy is to continue with the refinement and focus on outreach, training, advocacy, and strategic partnering which have proven to be successful.

Desmond A. Brown
Director
Office of Small & Disadvantage Business Utilization
Office of Personnel Management

March 26, 2018

Social Security Administration (SSA)

Social Security Administration

Corrective Actions to Address Unmet Fiscal Year 2017 Goals

In accordance with Subsection (h) of Section 15 of the Small Business Act (15 U.S.C. 644) the Social Security Administration (SSA) provides the following information.

A. *The extent of participation by small business concerns, small business concerns owned and controlled by veterans (including service-disabled veterans (SDVOSB)), qualified HUBZone small business concerns, small business concerns owned and controlled by socially and disadvantaged individuals, and small business concerns owned and controlled by women in the procurement contracts of such agency during such fiscal year;*

The tables below represent Small Business Administration (SBA) goals and our FY 2017 progress.

Fiscal Year (FY) 2017 Small Business Goaling Report for SSA

Categories

	FY 2017 GOAL %	FY 2017 Achievements %	FY 2017 Dollars Obligated
Small Business	37.05%	31.32%	\$508,203,243
Small Disadvantaged	5.00%	10.88 %	\$176,512,311
Women-Owned	5.00%	7.46%	\$120,951,196
HUBZone	3.00%	1.39 %	\$22,561,239
SDVOSB	3.00%	3.37 %	\$54,642,946

*As of February 13, 2018

FY 2017 Small Business Subcontracting Goaling Report for SSA

Categories

	FY 2017 GOAL %	FY 2017 Achievements %	FY 2017 Dollars Obligated
Small Business	56.33%	54.4%	\$706,769,421
Small Disadvantaged	5.00%	11.9%	\$154,462,332
Women-Owned	5.00%	24.6%	\$319,391,334
HUBZone	3.00%	6.7%	\$87,182,666
SDVOSB	3.00%	3.6%	\$46,130,940

*As of March 5, 2018

B. Whether the agency achieved the goals established for the agency under subsection (g)(2) with respect to the fiscal year;

As provided in the above tables, SSA failed to achieve our FY 2017 small business goal of 37.05 percent, our HUBZone goal of 3 percent, and our Small Business Subcontracting goal of 56.33 percent. We note that we exceeded the prime subcontracting goals for Small Disadvantaged Businesses, Women-owned Small Businesses, and Service Disabled Veteran Owned Small Businesses. We also note that we exceeded all Socio-economic small business subcontracting goals.

C. Any justifications for a failure to achieve such goals;

1. In FY 2017, SSA re-competed its contract for IBM software resulting in a delivery order to IBM (SS00-17-30048) with a total value of \$318,658,001 (One Year Base with Four-1 Year Options). The incumbent contract was with (a reseller) Four, LLC (SS00-15-30081), a small business concern. In FY 2016, we obligated \$80,699,939 under the Four, LLC contract, which significantly contributed to our small business spend. In FY 2017, the total award for the base year to IBM was \$60,011,333, resulting in a savings of \$20.68M for FY 2017 alone. While the savings was substantial to the agency, it also resulted in a reduction of over \$80.6M in our small business spend. We also note that the proprietary software systems the agency uses make it impossible to set-aside these requirements aside for small business.

2. In FY 2016, we obligated \$12M to Security Hunter, Inc. (small business concern) for security equipment in our field offices under Blanket Purchase Agreement SS00-15-40027. Due to funding restraints in FY 2017, we were unable to make another large purchase under this contract.
3. In FY 2017, we set-aside our Desktop and Network Printer requirement with a total estimated contract value of \$181M (over a five-year period) exclusively for small business concerns utilizing FAR 8.4 *Federal Supply Schedules*. The award was protested. As a result, the agency was unable to obligate the \$37M reserved for the acquisition of printers in FY 2017, which would have significantly contributed to our FY 2017 small business goal achievement.
4. In August 2017, SSA awarded three new Information Technology Support Services Contracts (ITSSC). These contracts (SS00-17-60016 Lockheed Martin, SS00-17-60017 Northrop Grumman Systems Corporation, and SS00-17-60018 CGI Federal, Inc.) are for a one-year base period, with 10-one-year options. At the time of solicitation, the agency FY 16 goal was 50%. As a result, the approved subcontracting plans are aligned with that 50% goal. The current goal of 56.33% was not achievable since the contracts having the largest impact on our subcontracting goal achievement were the ITSSC contracts.

D. A remediation plan with proposed new practices to better meet our Fiscal Year 2018

Action 1: The Office of Small and Disadvantaged Business Utilization (OSDBU) Director and the Head of the Contracting Activity will brief the Senior Executive Staff regularly on small business goal results, discuss acquisition strategies, and identify goaling areas for increased emphasis (Small Business and HUBZone Small Business).

Action 2: The OSDBU Director will work closely with HUBZone contractors and the HUBZone Contractors National Council to promote small business contracting opportunities and to identify potential HUBZone sources for future small purchases and contracts. The OSDBU will collaborate with The Business Services Center and the United States Women’s Chamber of Commerce, who will identify potential HUBZone sources for future purchases and contracts. The Office of Acquisition and Grants (OAG) will review potential HUBZone sources for potential purchases and contracting opportunities.

Action 3: The agency’s FY 2018 contract forecast is the most extensive list of potential acquisitions ever published on our [OSDBU](#) website. The contract award forecast identifies potential contracts for award that may interest small businesses and HUBZone small business concerns.

Action 4: The OSDBU website provides a link to recent SSA headquarters contracting history on the [OAG](#) website, where interested vendors can search a database of OAG awards by vendor name, award description, or contract number. This provides interested vendors access to award information that includes vendor name, contract number, requirement description, award type, award date, obligation amount, and completion date.

Action 5: The Small and Disadvantaged Business Utilization Specialist (SADBUS) will participate in the agency's "Acquisition Team Boot Camps" to explain the small business review process and the importance of conducting thorough market research to identify small business concerns. The SADBUS will emphasize the direct impact that market research has on achieving agency and statutory socio-economic goals.

Action 6: The OSDBU and SADBUS will continue to invite our large business prime contractors to attend our monthly vendor outreach sessions to facilitate interaction with potential small businesses and HUBZone small businesses. The OSDBU will continue to provide a list of the agency's prime contractors on the OSDBU web page with contact information to promote opportunities to small businesses and HUBZone small businesses.

Department of State (State)

Department of the State

Fiscal Year 2017 Corrective Actions Report

In compliance with the requirements of Subsection (h) (1) (A), (B), (C) of section 15 of the Small Business Act (15 U.S.C. 644), Department of the State (DOS) Reports the following:

FY 2017 Small Business Prime Contracting and Subcontracting Goal Achievements:

Small Business Categories	Prime Contracting Goal	Prime Contracting Goal Achieved	Subcontracting Goal	Subcontracting Goal Achieved
Small and Disadvantaged Business (SDB)	5%	11.95%	5%	4.30%
Women Owned Small Business (WOSB)	5%	4.48%	5%	8.20%
Service-Disabled Veteran-Owned Small Business (SDV)	3%	3.70%	3%	3.30%
Historically Underutilized Business Zone (HUB Zone)	3%	2.56%	3%	1.90%

In Fiscal Year 2017, DOS missed its WOSB and HUB Zone Prime contracting goal by 0.52% and 0.44%, respectively. Over the same period, DOS also missed its SDB and HUB Zone Small Business Subcontracting goals respectively by .7% and 1.1%.

Justifications for Not Achieving Prime Contracting Goals

- DOS' ability to meet all of its small business prime contracting goals is impeded by having a significant portion of its annual procurement dollars spent on overseas projects, where application of FAR Part 19 is left to the discretion of contracting officers. The Department has established internal policy to follow FAR Part 19 for all contacts with overseas performance that are awarded domestically.
- U.S. small businesses are likely to encounter additional challenges due to differences in doing business overseas such as cultural norms, local country laws, logistics, power, communications and other infrastructure differences, currency and time zones.
- In fiscal year 2017, the Department increased its overseas construction awards by over \$2B. These requirements, because of their size, are not eligible for award to small business per section 402(c)(2)(E) of the Omnibus Diplomatic Security and Antiterrorism Act of 1986 (Public Law 99-399). This statute specifically limits eligibility for overseas diplomatic construction to firms which have achieved business volume equal to or greater than the value of the project being bid in 3 years of the 5-year period before the date of the invitation to bid. The Department fulfills these requirements under NAICS code 236220, which has a small business size standard of \$36.5M. As such, by definition this statute completely precludes

any small business eligibility to compete for projects with an estimated value in excess of \$182.5M.

Justifications for Not Achieving Small Business Subcontracting Goals

- The requirement to submit a subcontracting plan does not apply to contracts awarded to large businesses for overseas projects. The Department's ability to meet its small business subcontracting goals by relying solely on large prime contractors performing within the United States has been and will continue to be a major challenge.
- Resource constraints within DOS acquisition operations limits the Department's ability to monitor subcontracting activities.

The following outlines all measures that the Department routinely takes to maximize its small business goal achievements.

1- Commitment to Achieving Small Business Goals

- Enforce the Department's Rule of Two "Order of Preference" policy, that prioritizes award of new contracts to categories of small businesses that least benefited from contracting opportunities during the previous fiscal year. The Department's Order of Preference for the Fiscal Year 2018 is as follow: HUB Zone, WOSB, SDVOB, and SDB.
- Educate small businesses on the principles of doing business overseas by organizing an Annual Small Business Overseas Contracting Conference.
- Meet regularly with the Department's program managers to identify upcoming requirements for potential set-asides.
- Review the System for Award Management (SAM) and the Dynamic Small Business database to identify possible matches for upcoming requirements.
- Coordinate small business capability presentations for program and contracting officers.
- Work closely with program managers and contracting officers to ensure effective utilization of small business programs.
- Encourage small business focused market research by program offices and contracting officers such as issuing request for information (RFIs) to prepare solicitations that maximize opportunity for small business and Sources-Sought to identify potential small business offerors.
- Update Department policy to require contracting officers to provide justification for not setting aside solicitations for small businesses under GSA schedule and other 3rd party contracts.

2. Senior level Engagement in the importance of achieving small business goals

- In an effort to provide feedback on each bureau's progress toward meeting its small business goal, the OSDBU disseminates Monthly Small Business Goal Achievement Report among procurement and program executives, and all involved in the procurement process.
- The OSDBU seeks support from executive leadership within the Department to implement internal metrics of achievement of small business goals.

- OSDBU participates in the Department’s strategic sourcing committee and leads efforts to integrate small business strategies into Department Category Management efforts.

3. Training of acquisition and program staff

- Provide an average of 20 training sessions per year on all small business programs for the contracting and program management personnel.

4. Outreach to small businesses

- Ensure that information on the Department’s OSDBU website is updated regularly, including updates to the “Guide to Doing Business with the Department of State,” list of prime contractors, and “Forecast of Contract Opportunities.”
- Require contracting officers, to issue Requests for Information or Sources Sought Notices in FedBizOpps.
- Participate in conference workshops and panel discussions on Federal Government contracting opportunities.
- Provide one-on-one and group counseling to small businesses on how to do business with the Department.
- Sponsor at least three annual in-house small business trade fairs or business matchmaking events.
- Facilitate capability presentations by qualified small businesses to program and acquisition officials.

5- Commitment to Achieving Subcontracting Goals

- Hold an annual subcontracting event that facilitates meetings between large prime contractors and small businesses seeking subcontracting opportunities.
- Monitor e-SRS to ensure timely submission of the ISRs and SSRs by large prime contractors and timely review of the ISRs by the contracting officers.
- Provide training on subcontracting for contracting officers and contract specialists.

U.S. Agency for International Development (USAID)

**U.S. AGENCY FOR INTERNATIONAL DEVELOPMENT
CORRECTIVE ACTIONS REPORT
FISCAL YEAR 2017**

PRIME SMALL BUSINESS GOAL ACHIEVEMENT

In Fiscal Year (FY) 2017, the United States Agency for International Development (USAID) met its overall small business prime contract goal. The Agency also exceeded the government-wide goal for the Small Disadvantaged Business Program; achieving 7.18% or \$344M. The Agency did not meet the goals for the Women-Owned Small Business (WOSB), Historically Underutilized Business Zones (HUBZone) or the Service Disabled Veteran Owned Small Business (SDVOSB) goals. The following chart illustrates the Agency’s accomplishments:

USAID Small Business Prime Goals Versus Achievement – FY2017

Total Small Business Eligible Prime Dollars	\$4,813,353,591		
Contract Award Categories	Goals	Achieved	Expended
Small Business Contract Dollars	11.00%	13.18%	\$634,315,846
Small Disadvantaged Business	5.00%	7.18%	\$344,170,182
Women-owned Small Business	5.00%	3.83%	\$184,569,734
HUBZone Small Business	3.00%	0.19%	\$8,979,686
Service Disabled Vet-Owned SB	3.00%	0.84%	40,638,053

In FY 2016, the Small Business Administration’s (SBA) goaling program was expanded to include overseas awards. This change more than doubled the Agency’s Total Small Business Eligible Prime Dollars; increasing obligated dollars from \$1.89 B to 4.35B. In FY 2017, USAID’s Total Small Business Eligible Prime Dollars increased from \$4.35B to \$4.81B. As expected, this resulted in a lower percentage of our dollars being awarded to small businesses. However, USAID awarded approximately 13.18%, or \$634 million, of its total dollar obligations to small business concerns. This represents an approximate 10% increase of total contract dollars obligated to small business concerns from FY2016 to FY2017. This continues the upward trajectory from the previous fiscal year where there was a 40% increase in Agency obligations to small business.

WOSB Program Goal

USAID did not meet its WOSB goal because of the expansion of the goaling program to include all contracts worldwide. However, the Agency did increase its WOSB utilization significantly, with obligations exceeding \$184M, the highest dollar amount awarded to WOSBs to date. In FY

2014, the last year for which the Agency achieved its 5% goal, we obligated \$86M or 6.42%. In FY 2015, the Agency obligated \$69M or 3.67%. In FY 2016, the Agency obligated \$146M or 3.36%

HUBZone Program Goal

Like many federal agencies, USAID has been historically challenged in meeting its HUBZone goals. In addition to the domestic challenges and the challenges created by the expansion of the goaling program, USAID has the added challenge of including overseas staff in the base against which the 35% HUBZone staff requirement is applied. In-country staff is an integral part of how our small businesses perform development work and must be a part of their labor mix. There are also a limited number of HUBZone firms that perform development work. One of our major small business trade organizations has a membership of 150 small businesses working or seeking to work in international development. Of that number, only eight of the businesses are HUBZones. That number was reduced by two during the last year alone. One of these businesses could no longer afford to maintain its HUBZone status. The other captured more work overseas, thereby diminishing its 35% presence in its HUBZone area. In from 0.16% in FY 2015 to 0.19% in FY 2016. Dollars obligated increased from \$3M (FY 15) to \$8.3 M (FY 16).

SDVOSB Program Goal

The SDVOSB achievement decreased in percentage achieved and in dollars obligated. In FY 2016, USAID obligated \$51.9M with a goal achievement of 1.19%. In FY 2017, the Agency obligated \$40.6M or 0.84%. When the dollars obligated are adjusted to account for the change from “domestic only” to “worldwide”, the decrease amounts to \$18.1M. The majority of this decrease in obligations can be tied to a single SDVOSB contract that ended in FY 2017.

Subcontracting Small Business Goal Achievement

In FY 2017, USAID did not meet its overall small business subcontracting goals. While the Agency did not meet any of the goals for socio-economic categories, our dollars obligated increased in the SDB, HUBZone and SDVOSB categories. This may be the result of the Agency stressing the need for prime contractors to improve their SDVOSB and HUBZone achievements, as they have traditionally been the lowest category achievements at USAID. The overall decrease in goal achievement is attributable to a significant increase in our subcontracting Total Small Business Eligible Prime dollars; from \$475.4M in FY 2016 to \$720M in FY 2017. We are still conducting a detailed analysis of the reasons for the significant decrease in overall subcontract dollars to small businesses. The following chart illustrates the Agency’s accomplishments:

USAID Small Business Subcontracting Goals Versus Achievement – FY2017

Total Small Business Eligible Prime Dollars	\$720,829,922		
Contract Award Categories	Goals	Achieved	Expended
Small Business Contract Dollars	19.00%	16.9%	\$121,617,489
Small Disadvantaged Business	5.00%	2.5%	\$18,096,295
Women-owned Small Business	5.00%	4.5%	\$32,524,219
HUBZone Small Business	3.00%	0.8%	\$5,852,132
Service Disabled Vet-Owned SB	3.00%	1.2%	\$8,308,187

Conclusion

The expansion of the small business goaling program to include overseas contract awards had a significant impact on the ability of USAID to meet its small business goals. Our overall small business achievements remain at our highest levels ever. Our overall achievement of \$634M is greatly attributable to our domestic achievements of \$471M. USAID continues to strive for that level of success in our overseas awards. In FY 2018, the Agency began setting small business goals for our some of our overseas Missions as a part of our Mission Small Business Goaling (MSBG) Program Pilot. USAID will expand the MSBG Program to all of its Missions by FY 2020. Domestically, USAID continues to face challenges in the areas of HUBZone and SDVOSB goaling. The Agency has a strong SDVOSB program and will continue to focus on securing awards for SDVOSBs. The overseas nature of our work makes the HUBZone more challenging but the Agency will continue to focus on finding more HUBZones interested in partnering with USAID.

Department of Veterans Affairs (VA)

June 1, 2018

Mr. Robb Wong
Associate Administrator
Office of Government Contracting and
Business Development
U.S. Small Business Administration
409 3rd Street SW
Washington DC 20416

Dear Mr. Wong:

As required by section 15(h)(1) of the Small Business Act (15 U.S.C. § 644(h)(1)), the Department of Veterans Affairs (VA) submits this report on its achievement of small business goals for fiscal year (FY) 2017. The enclosed report describes VA's Veterans First contracting requirements that enable the Department to take a leadership role for Service-Disabled Veteran-Owned Small Businesses (SDVOSBs) and Veteran-Owned Small Businesses (VOSBs). It also discusses the challenges presented for the non-Veteran goals, and how VA will address them.

In FY 2017, VA was again the Federal civilian agency leader in prime contract dollars awarded to SDVOSBs, awarding \$5 billion to such firms out of a total procurement spend of \$26.1 billion, or 19.5 percent of total dollars. Moreover, more than one out of every four Federal dollars awarded to SDVOSB prime contractors came from VA.

In addition, VA is unique in having a goal for contracting with VOSBs. In FY 2017, this goal was 12 percent. VA significantly exceeded this goal, awarding 20.6 percent of its total procurement spend to VOSBs. VA also awarded 7.2 percent to small disadvantaged businesses, comfortably exceeding the five percent goal.

VA continues to excel in its performance on the subcontracting goals with respect to the individual contract plans VA administers. This performance is obscured, however, by results on commercial plans that cut across multiple agencies and tend not to be responsive to active management. VA recommends the Small Business Administration establish a working group to review the business process for reporting subcontracting results, particularly with respect to commercial plans.

Page 2.

Mr. Robb Wong

If you have questions regarding this report, please feel free to contact me at (202) 461-4600 or tom.leney@va.gov. Thank you for your support of VA's mission to assist Veterans.

Sincerely,

Thomas J. Leney
Executive Director
Small and Veteran Business Programs

Enclosure

Corrective Actions Report

Fiscal Year 2017



Small Business Participation in VA Contracts and Achievement of Goals

As required by section 15(h)(1) of the Small Business Act, the Department of Veterans Affairs (VA) submits this report on participation of various types of small businesses in VA contracting. The statutory mandate requires an assessment of VA’s achievement of the various goals, justification for failure to meet any of the goals, and a remediation plan to address the unmet goals.

In fiscal year (FY) 2017, VA did not meet its goals for contracting with HUBZone small businesses and Women-Owned Small Businesses (WOSBs), but exceeded the goals for Service-Disabled Veteran-Owned Small Businesses (SDVOSBs), Veteran-Owned Small Businesses (VOSBs), Small Disadvantaged Businesses (SDBs), and all small businesses. In fact, for the first time, VA awarded more than \$5 billion to VOSBs and SDVOSBs.

	Dollars Awarded (Achievement)	Percent of Total Procurement Spend (\$26,107,179,658)	Percentage Goal
All Small Business	\$7,668,952,742	29.4%	28.5%
SDVOSB	\$5,088,659,705	19.5%	10.0%
VOSB	\$5,384,136,781	20.6%	12.0%
HUBZone	\$558,615,353	2.1%	3.0%
SDB	\$1,869,173,059	7.2%	5.0%
WOSB	\$708,878,583	2.7%	5.0%

Exhibit 1. Department of Veterans Affairs awards to small business, FY 2017. Source: Federal Procurement Data System, downloaded February 21, 2018. Figures as shown do not reflect VA credit for local area set-asides made in response to a major disaster declaration, as authorized by section 15(f)(3) of the Small Business Act (15 U.S.C. § 644(f)(3)).

In preparation for this report, VA also reviewed its FY 2017 subcontracting achievements, using the “Subcontracting Achievements by Federal Agency” report in the Electronic Subcontracting Reporting System (eSRS), as directed by the Small Business Administration (SBA). This report reviews subcontracts associated with specific prime contracts awarded by VA, as well as an attributed share of sales reported by prime contractors on their company-wide commercial plans. As of March 14, 2018, this report indicated VA was meeting all but one of the subcontracting goals for individual subcontracting plans specifically associated with VA contracts. However, since the great majority of VA subcontracting is done as part of commercial plans, this portion of the subcontracting dollars substantially depresses VA’s overall performance.

VA will seek to engage SBA to establish a working group to examine the business process and data system for attributing commercial plan dollars to Federal agencies.

	Dollars Awarded (Achievement)	Percent of Total Dollars Subcontracted	Percentage Goal
Individual Subcontracting Plans on a VA Contract (Total = \$303,210,603)			
All Small Business	\$166,534,550	54.9%	17.0%
SDVOSB	\$41,299,073	13.6%	5.0%
HUBZone	\$76,433	0.0%	3.0%
SDB	\$20,226,152	6.7%	5.0%
WOSB	\$27,280,402	9.0%	5.0%
Share Attributed to VA under Commercial Plans (Total = \$17,880,159,951)			
All Small Business	\$2,854,039,879	16.0%	17.0%
SDVOSB	\$43,521,669	0.2%	5.0%
HUBZone	\$37,585,633	0.2%	3.0%
SDB	\$300,797,964	1.7%	5.0%
WOSB	\$393,058,549	2.2%	5.0%
All Plans (Total = \$18,183,370,554)			
All Small Business	\$3,020,574,429	16.6%	17.0%
SDVOSB	\$84,820,742	0.5%	5.0%
HUBZone	\$37,662,066	0.2%	3.0%
SDB	\$321,024,116	1.8%	5.0%
WOSB	\$420,338,951	2.3%	5.0%

Exhibit 2. Subcontracting awards to small business, FY 2017. Source: Electronic Subcontracting Reporting System, downloaded March 14, 2018.

Justifications for Unachieved Goals

VA has previously informed SBA of its concerns about the impact of the changing mix of VA's procurement spend on the Department's ability to achieve its socio-economic goals. In recognition of these concerns, SBA and VA agreed to an FY 2017 small business goal that was a 4 percent decrease over its FY 2016 goal of 32.5 percent. In accepting this decreased goal, VA noted its concern regarding the impact of statutorily directed non-VA provided health care initiatives.

The nature of these expenditures precludes procurement from small businesses. For example, VA's contractual health care initiatives are necessarily awarded to large firms, as these firms are the only offerors with the capability to provide the necessary referral networks and connect Veterans with the appropriate health care providers. VA also continued to improve its systematic and timely reporting of nursing home procurement spend in FY 2017 through express reporting to the Federal Procurement Data System (FPDS). This represented a significant new factor in VA's procurement baseline compared to prior years, and complicated VA's ability to project forward based on past performance.

While our concerns about the impact to small business participation proved to be valid, provision of non-VA care is essential to providing timely service to our Veterans. VA's achievement of the FY 2017 small business goal suggests that VA has now absorbed much of the impact of these mission-critical changes to its procurement baseline and that VA's goals are reasonably commensurate with VA's anticipated capacity to perform them.

VA continued to lead the Federal government in procurements to SDVOSBs, exceeding the combined procurements of all civilian agencies in this category. This is primarily the result of VA's required preference for contracting with SDVOSBs and VOSBs mandated by section 8127 of title 38, United States Code (U.S.C.). Under section 8127(i), VA's first priority is to make awards to SDVOSBs, and second to VOSBs, using the procedures provided under this law. Only after considering SDVOSBs and VOSBs may a VA contracting officer consider HUBZone awards and awards under section 8(a) of the Small Business Act, which have equal status as the third priority under this legislation. Only after pursuing the higher priority socio-economic groups may a VA contracting officer consider other small business preferences, including small businesses generally. VA last met its HUBZone goal, and came within a small fraction of meeting its WOSB goal, in Fiscal Year 2007, the year in which this priority policy was enacted through the Veterans Benefits, Health Care, and Information Technology Act of 2006 (Public Law 109-461).

While this statutory hierarchy is consistent with VA's Veteran-centric mission, it also has an unavoidable consequence of limiting VA's use of the set-aside and sole-source authorities available to other Federal agencies in other programs. Only if market research indicates insufficient SDVOSB or VOSB sources may a contracting officer proceed to consider other small business preferences. Since there are nearly 14,000 verified firms in the VA Veterans First Contracting Program database, there are few instances where procurements that lend themselves to small business performance do not have a sufficient number of capable SDVOSBs or VOSBs. As a result, VA mainly receives credit toward the HUBZone and WOSB goals by awarding contracts to SDVOSBs and VOSBs that have dual eligibility: i.e., that are eligible for these other programs in addition to being an SDVOSB or VOSB.

In addition, the Supreme Court held in *Kingdomware Technologies, Inc. v. United States*, 136 S.Ct. 1969, 1976 (2016), that VA's mandate to award contracts to SDVOSBs and VOSBs is not predicated upon the Department's fulfillment of its contracting goals. That is, VA's mandate to prioritize awards of contracts to SDVOSBs and VOSBs does not cease once VA has met its goals for those categories. In contrast, SBA regulations generally allow an agency to select among programs based on, among other factors, need to award contracts in a particular program to achieve program contracting goals. See, e.g., 13 CFR § 125.2(f)(2)(ii). This "parity" among the Government-wide small business programs is not available to VA due to the statutory mandate.

With respect to subcontracting, VA is generally successful in achieving small business goals with respect to "individual" plans (i.e., subcontracting plans associated with a specific individual contract). For example, for FY 2015-17, VA's overall small

business goal performance on individual subcontracting plans ranged from 43.2 percent to 65.0 percent. When VA's results on such individual plans are added to results from commercial plans, to calculate overall agency performance on the SBA scorecard, VA falls short of the SBA goals.

In a typical year, more than 90 percent of VA's subcontracting (as measured in dollars) is based on commercial plans, but in the past two years (FY 2016-17), commercial plans have grown to represent 98 percent of VA's subcontracting plan dollars. Congress enacted a preference for acquisition of commercial items to leverage competition in the general marketplace, in place of Government administrative overhead and Government-unique item specifications. Commercial plans are the preferred subcontracting plan approach for prime contractors providing such items. Rather than track specific subcontracts in furtherance of an individual prime contract, such commercial plans involve large aggregates of entire product lines that serve other agencies and the private marketplace, and estimate the participation of small businesses based on the share deemed attributable to VA.

The decision whether a prime contractor will provide a commercial plan starts with a consideration of whether the contractor provides commercial items to VA or to any agency. Once an agency's contracting officer negotiates a commercial plan based on requirements for commercial items, the rest of the Government is bound by the decision. This means VA could be charged with meeting goals negotiated by a contracting officer for another agency not governed by VA's Veterans First Contracting Program requirements. Moreover, once a commercial plan is in place, an agency is not permitted to impose additional subcontracting plan requirements covering the same items. Finally, reports on accomplishments under such plans are submitted annually, after the end of the fiscal year—too late to provide actionable information to track performance or address shortfalls while the fiscal year is still in progress. These policy constraints severely impede VA's ability to achieve, or even manage, these goals.

Remediation Plan to Address Unachieved Goals

As noted previously, VA's success in meeting its FY 2017 small business goal suggests the Department's procurement baseline has absorbed much of the impact from non-VA health care initiatives and other mission-critical requirements, and that VA's goals going forward are reasonably commensurate with VA's anticipated capacity to perform them. Maintaining the Department's small business goal at approximately its current level should enable VA to contribute its share toward SBA's management of the Government-wide small business goal. VA anticipates continued success on its SDVOSB and VOSB goals, but continued challenges with respect to HUBZone small businesses and WOSBs.

In order to adhere to the requirements of section 8127, VA seeks to increase the number of VOSB firms with dual eligibility in the HUBZone or WOSB programs who participate in the VA Veterans First Contracting Program. Since contracting officers cannot require participation in multiple socioeconomic categories, VA is conducting more aggressive outreach to dually eligible firms by hosting outreach events specifically targeting women owners of VOSBs and WOSBs located in HUBZones to encourage

them to apply for verification of their VOSB status. VA is also reaching out to Veterans at WOSB and HUBZone events to encourage them to seek verification and compete for VA contracts.

In FY 2017, VA conducted special outreach efforts to dually certified WOSB and HUBZone participants at the National Veterans Small Business Engagement. This included events specifically targeted to VOSBs that are eligible for these other small business programs, supported by targeted outreach to foster their attendance and participation. In addition, VA's Office of Small and Disadvantaged Business Utilization (OSDBU) provided several training courses that were an invitation-only to WOSBs and HUBZone firms. Among the subjects of these courses were:

- enhancing your capabilities statement;
- how to be procurement ready;
- how to do business with VA;
- risk mitigation; and
- Brightcloud (getting behind the VA firewall).

OSDBU also developed and promoted a campaign on Facebook for Women-Owned VOSBs that focused on sharing best business practices as well as testimonials on overcoming the challenges that Women VOSBs experience. VA will conduct similar outreach activities during FY 2018.

With respect to subcontracting, VA anticipates continued challenges in a policy framework that limits visibility and timeliness in commercial plan performance. Given the recent growth in the share commercial plans represent of VA subcontracting performance, VA anticipates this issue will continue to challenge our performance in this area. As a participating member of the Small Business Procurement Advisory Council established to assist SBA in these matters, VA would welcome an opportunity to work with other agencies, and SBA, to identify policy options to improve accountability on commercial plans, while remaining cognizant of Congress' purpose in using commercial practices to reduce acquisition costs and administrative burdens.

Department of Veterans Affairs
Office of Small and Disadvantaged Business Utilization
June 2018

Department of Interior (DOI)

Subject: FY 2017 Report on Procurement Contracts Awarded to Small Business Concerns

In accordance with the requirements of 15 USC 644 (h)(1), the following is provided for FY 2017 regarding the extent of the participation of small business in SBA procurement awards:

DOI Procurement Awards FY 2017					
Prime Contract Awards	Small Business	Small Disadvantaged Business	Women-Owned Small Business	Service-Disabled Veteran Owned Small Business	Historically Underutilized Business Zone Small Business
	Goal: 53.5%	Goal: 5%	Goal: 5%	Goal: 3%	Goal: 3%
	Performance: 57%	Performance: 25%	Performance: 13.9%	Performance: 4.5%	Performance: 5%
Subcontract Awards	Small Business	Small Disadvantaged Business	Women-Owned Small Business	Service-Disabled Veteran Owned Small Business	Historically Underutilized Business Zone Small Business
	Goal: 44%	Goal: 5%	Goal: 5%	Goal: 3%	Goal: 3%
	Performance: 55%	Performance: 18.8%	Performance: 13.5%	Performance: 4.8%	Performance: 1.1%

The DOI achieved all the goals established for the agency under 15 USC 644 subsection (g)(2) in FY 2017 with the exception of the Historically Underutilized Business Zone (HUBZone) Small Business subcontracting goal.

The HUBZone goal has been difficult to achieve since the goal is small relative to the dollar value of most DOI contracts that have a subcontract plan. To increase the DOI HUBZone subcontract performance the DOI is considering increasing the DOI target from 3% to 5%. This would raise the target for prime contractors to consider HUBZones for a subcontract award.

Department of Education (Education)

FY17 U.S. Department of Education Corrective Action Report
Historically Underutilized Business Zones (HUBZone) and Service Disabled Veteran-
Owned Small Business (SDVOSB)

In FY2017, DoED had fewer contract opportunities for the specialized expertise that were needed to meet the target goals. The lack of expertise impacted the agencies prime and subcontracting goals for HUBZone and SDVOSB businesses.

In FY2018, DoED will execute a comprehensive plan for continuing to increase opportunities for HUBZone and SDVOSB designated entities. Agency efforts will focus on three key areas: (1) targeted outreach to the HUBZone and SDVOSB communities, (2) strategic utilization of set-aside contract options, and (3) increased internal marketing and provision of training of program and acquisitions officials. The major activities within the DoED's HUBZone and SDVOSB program improvement plan include:

1. Negotiate aggressively with contracting and program officials to consider HUBZone and SDVOSB businesses for new requirements.
2. Monitor, track and report HUBZone designated small business achievement to senior staff and operating components on a quarterly basis. We have added tracking metrics that will help us gauge the effectiveness of our outreach efforts. Particularly, we expect that data to help us determine whether small businesses are gaining additional procurement opportunities that can be linked directly or indirectly to the outreach event or activities we conduct.
3. Broadly disseminate the agency's procurement forecast and provide technical assistance to HUBZone and SDVOSB designated firms interested in marketing to DoED.
4. Review contract actions to identify potential bundling that may adversely impact HUBZone and SDVOSB designated businesses.
5. Maintain and enhance strategic alliances with HUBZone and SDVOSB specific advocacy and trade organizations to ensure adequate exchange of information and innovative ideas.
6. Provide HUBZone and SDVOSB program talking points to senior officials to ensure coverage and consistency of messaging as the DoED Small Business Communication Plan is executed.
7. Collaborate with the Senior Procurement Executive and Heads of Contracting to ensure adequate policy guidance is issued and adhered to by acquisitions and program staff.

8. Explore new, innovative vehicles for incentivizing and recognizing exemplary socioeconomic small business program achievement and advocacy by DoED acquisitions staff and operating components.
9. Provide and/or coordinate training on acquisition vehicles, and techniques and tools for improving market research to support the identification of qualified HUBZone and SDVOSB designated entities to address DoED requirements.
10. Conduct targeted outreach to HUBZone and SDVOSB designated businesses through participation in, or sponsorship of conferences, workshops, vendor fairs, expos and other events that draw HUBZone and SDVOSB firms interested in doing business with the Federal government

Department of the Treasury (Treasury)

U. S. Department of the Treasury
Corrective Actions to Address
Unmet Small Business Subcontracting Goals during FY 2017

Data in the electronic Subcontracting Reporting System (eSRS) as of May 1, 2018, show that the Department of the Treasury achieved the following results against its small business subcontracting goals.

Category	Subcontracting Goal	Achievement
SB	26%%	32.30%
SDB	5.00%	6.80%
WOSB	5.00%	9.50%
HUBZone	3.00%	3.70%
SDVOSB	3.00%	1.10%

The table above shows that the Department of the Treasury met 4 out of 5 small business-subcontracting goals. It failed to meet its SDVOSB subcontracting of goal of 3% by 1.90%.

Treasury remains committed to providing fair opportunity to the small business community, and ensuring that small businesses participate in Treasury's procurements to the maximum extent practicable.

Although faced with proposed budget cuts, category management, and unique challenges, in an effort to achieve our unmet small business subcontracting goals, Treasury is taking the following steps:

- Clearly communicate the small business subcontracting goals and the importance of meeting those goals, messaged from senior management
- Continue to publish the Annual Forecast of Contract Opportunities on Treasury's OSDBU website to include new and expiring contracts

- Increase vendor outreach opportunities leveraging program officials within the Treasury bureaus where we believe there is an opportunity to increase the goal by 2% - 4% over and above the established small business subcontracting goal
- Continue to host specialized vendor outreach sessions targeting SDVOSB vendors
- Continue to include the Program Managers and contracting officials, bringing awareness to a broader base of PMs regarding small business utilization.
- Develop market research guidance to improve the acquisition communities ability to understand the capabilities that exist in the marketplace
- Push for increased competition on existing agency wide small business IT contracting vehicles, including “Best In Class”
- Establish targeted small business subcontracting goals separately for each bureau to drive performance through improved acquisition planning and market research
- Collaborate with the bureaus to minimize and/or cease the use of tasks that require limiting sources to large business concerns for subcontracting
- Targeted training for contracting personnel on subcontracting requirements
- Assist prime contractors with market research to identify underutilized subcontracting opportunities

Department of Agriculture (USDA)

Corrective Actions to Address Unmet Fiscal Year 2017 Goals Subcontracting

Unfortunately, the U.S. Department of Agriculture (USDA) did not meet its accomplishments of the SBA goal for subcontracting. We recognize the opportunities this provides small businesses that are endeavoring to build upon past performance and obtain a stronger foundation to providing solutions to government agencies.

The areas the Department will focus on to expand the subcontracting opportunities with small business that are SDB, WOSB, SDVOSB and HUBZone's will be to:

- Update the Departmental Regulation on Subcontracting to strengthen authority over the 11 buying agencies. The policy requires USDA buying agencies to fully consider primes with subcontractors in their contracting actions. It outlines a partnership between the Assistant Secretary for Administration, Agency Heads, Heads of Contracting Activities, and the Chief Information Officer (CIO) and Agency CIOs to achieve the mandated socioeconomic goals.
- Continue outreach events that provide networking opportunities for businesses.
- Disseminate information to SDB, WOSB, SDVOSB and HUBZone's that would assist these businesses in participating in awards of agency contracts.
- As a necessity, OSDBU will continue to train Contracting Officers as it relates to prime contractors.
- OSDBU will continue to have "Industry Days" geared toward Large Businesses and the importance of their subcontracting efforts.
- Continue to update and publish the Subcontracting Directory on the OSDBU website, twice per FY.
- USDA will continue to aggressively promote the utilization of Subcontracting in USDA contracting actions particularly in conjunction with our outreach efforts to small businesses in rural America in the food commodity area through the USDA Food Commodities Contracting Opportunities for Rural America initiative.

Small Business Administration (SBA)



U.S. Small Business Administration

Date: August 30, 2018

From: William F. Cody, Head of Contracting Activity

To: Mihaela Ciorneiu, SBA Goaling Manager

Subject: FY 2017 Report on Procurement Contracts Awarded to Small Business Concerns

In accordance with the requirements of 15 USC 644 (h)(1), the following is provided for FY 2017 regarding the extent of the participation of small business in SBA procurement awards:

Small Business Administration Procurement Awards FY 2017					
Prime Contract Awards	Small Business	Small Disadvantaged Business	Women-Owned Small Business	Service-Disabled Veteran Owned Small Business	Historically Underutilized Business Zone Small Business
	Goal: 72.75%	Goal: 5%	Goal: 5%	Goal: 3%	Goal: 3%
	Performance: 79.53%	Performance: 52.33%	Performance: 20.26%	Performance: 18.66%	Performance: 7.46%
Subcontract Awards	Small Business	Small Disadvantaged Business	Women-Owned Small Business	Service-Disabled Veteran Owned Small Business	Historically Underutilized Business Zone Small Business
	Goal: 39.00%	Goal: 5%	Goal: 5%	Goal: 3%	Goal: 3%
	Performance: 99.10%	Performance: 17.50%	Performance: 31.10%	Performance: 3.60%	Performance: 1.20%

The Small Business Administration achieved all the goals established for the agency under 15 USC 644 subsection (g)(2) in FY 2017 with the exception of the Historically Underutilized Business Zone (HUBZone) Small Business subcontracting goal. SBA is challenged in meeting the HUBZone goal as the vast majority (79.53%) of prime contract awards is with small business concerns. Small business concerns are excluded from the requirement to establish small business subcontracting plans or from reporting the extent of small business subcontracting. In FY 2018,



U.S. Small Business
Administration

SBA continues outreach efforts to encourage maximum opportunities for small business concerns, including HUBZone small businesses, and is optimistic this will result in increased subcontracting opportunities for HUBZone small business concerns. We will closely monitor eSRS entries to ensure that other than small business concerns required to have subcontracting plans accurately report subcontract awards to HUBZone small business concerns.

ENCLOSURE 2

EXECUTIVE SUMMARY

This report provides for the United States Senate Committee on Small Business and Entrepreneurship and the United States House of Representatives Committee on Small Business an analysis of the number and dollar amount of prime contracts awarded during Fiscal Year (FY) 2017 as required by 15-(h)-(2)-(e) of the Small Business Act. The chief purpose of this report is to provide Congress with data on the Executive Branch's compliance with legislatively mandated small business and socio-economic goals. This report makes available comprehensive statistics on the type and number of prime contracts awarded to small businesses under various socio-economic programs for the Federal Government and 24 Chief Financial Officer (CFO)-Act Agencies. The information in this report was derived from the FY2017 Small Business Goaling Report data set as of February 20, 2018. The FY2017 government-wide and agency prime contracting results were published in the FY2017 Small Business Goaling Report on May 22, 2018 and is located on the Federal Procurement Data System Next Generation (FPDS-NG) web site at:

https://www.fpds.gov/fpdsng_cms/index.php/en/. The federal government awarded \$105.6 billion to small business contractors during FY2017, achieving a small business percentage of 23.88 percent of eligible federal procurement. This achievement represents the fifth consecutive year that the federal government meets the 23 percent statutory goal, exceeding the \$100B milestone for the first time and supporting or creating over 584K jobs.

Fiscal year 2017 Report on Number and Dollar Value of Prime Awards Required by Section 15(h)(2)(E) of the Small Business Act.

*From the Federal Procurement Data System – Next Generation
Certified FY17 Small Business Goaling Report data*

Report Preparation Date: June 30, 2018

FY17 data Extracted from FPDS-NG on 02/20/2018

Executive Summary

This document contains Annual Competition Report as derived from the Federal Procurement Data System – Next Generation certified Small Business Goaling Report data for Fiscal Year 2017.

This report will provide for the Federal Government and each Funded Federal agency (24 CFO Agencies), an analysis of the number and dollar amount of prime contracts awarded during such fiscal year to—

Small business concerns--

- I. in the aggregate;
- II. through sole source contracts;
- III. through competitions restricted to small business concerns; and
- IV. through unrestricted competition;

Small business concerns owned and controlled by service-disabled veterans--

- I. in the aggregate;
- II. through sole source contracts;
- III. through competitions restricted to small business concerns;
- IV. through competitions restricted to small business concerns owned and controlled by service-disabled veterans; and
- V. through unrestricted competition;

Qualified HUBZone small business concerns--

- I. in the aggregate;
- II. through sole source contracts;
- III. through competitions restricted to small business concerns;
- IV. through competitions restricted to qualified HUBZone small business concerns;
- V. through unrestricted competition where a price evaluation preference was used; and
- VI. through unrestricted competition where a price evaluation preference was not used;

Small business concerns owned and controlled by socially and economically disadvantaged individuals--

- I. in the aggregate;
- II. through competitions restricted to small business concerns;
- III. through competitions restricted to small business concerns owned and controlled by socially and economically disadvantaged individuals;
- IV. through unrestricted competition; and
- V. by reason of that concern's certification as a small business owned and controlled by socially and economically disadvantaged individuals;

Small business concerns owned by an Indian tribe (as such term is defined in section 8(a)(13) [15 USCS § 637(a)(13)]) other than an Alaska Native Corporation--

- I. in the aggregate;
- II. through sole source contracts;
- III. through competitions restricted to small business concerns;
- IV. through competitions restricted to small business concerns owned and controlled by socially and economically disadvantaged individuals; and
- V. through unrestricted competition;

Small business concerns owned by a Native Hawaiian Organization--

- I. in the aggregate;
- II. through sole source contracts;
- III. through competitions restricted to small business concerns;
- IV. through competitions restricted to small business concerns owned and controlled by socially and economically disadvantaged individuals; and
- V. through unrestricted competition;

Small business concerns owned by an Alaska Native Corporation--

- I. in the aggregate;
- II. through sole source contracts;
- III. through competitions restricted to small business concerns;
- IV. through competitions restricted to small business concerns owned and controlled by socially and economically disadvantaged individuals; and
- V. through unrestricted competition;

Small business concerns owned and controlled by women--

- I. in the aggregate;
- II. through competitions restricted to small business concerns;
- III. through competitions restricted using the authority under section 8(m)(2) [15 USCS § 637(m)(2)];
- IV. through competitions restricted using the authority under section 8(m)(2) [15 USCS § 637(m)(2)] and in which the waiver authority under section 8(m)(3) [15 USCS § 637(m)(3)] was used; and
- V. through sole source contracts awarded using the authority under subsection 8(m)(7);
- VI. through sole source contracts awarded using the authority under section 8(m)(8);
- VII. by industry for contracts described in subclause (III), (IV), (V), or (VI); and
- VIII. through unrestricted competition;

Acronyms, Glossary and Data Definitions:

Data Definition: The data included in this report comes from the Federal Procurement Data System – Next Generation certified Small Business Goaling Report data for Fiscal Year 2017. The General Services Administration (GSA) provides the SBA with an annual dataset extract of the awards included in the Small Business Goaling Report. The FY17 certified All data diskette was extracted from the FPDS-NG system on 2/20/2018. This report only includes the award totals for records that have been flagged as 'Small Business' in accordance with the FPDS-NG system's Contracting Officer's Business Size selection field.

Definitions:

Federal Procurement Data System – Next Generation (FPDS-NG): is the federal system used to record detailed data on actions taken on prime contracts.

Small Business Actions (SB Actions)- This column is an aggregation of Number of Actions when the 'Contracting Officer's Business Size Selection' is equal to "Small Business."

Small Business Dollars (SB \$)- This column is an aggregation of Dollars Obligated when the 'Contracting Officer's Business Size Selection' is equal to "Small Business."

Small Business (SB) - when the 'Contracting Officer's Business Size Selection' is equal to "Small Business."

Small business concerns owned and controlled by service-disabled veterans (SDVOSB)-

Where the award record has the following field values as:

SRDVOB_FLAG="YES"

Qualified HUBZone small business concerns (HUBZone) - Where the award record has the following field values as:

HUBZONE_FLAG="YES"

JVHUBZONE_FLAG="YES"

Small business concerns owned and controlled by socially and economically disadvantaged individuals

(SDB) - Where the award record has the following field values as:

FIRM_8A_FLAG = Yes

Or FIRM8A_JOINT_VENTURE = Yes

Or SDB = Yes

Or SDB_FLAG = Yes

Small business concerns owned by an Indian tribe (as such term is defined in section 8(a)(13) [15 USCS § 637(a)(13)]) other than an Alaska Native Corporation (Indian Tribe) - Where the award record has the following field values as:

(INDIAN_TRIBE = Yes and ALASKAN_NATIVE_CORPORATION = No)

Small business concerns owned by a Native Hawaiian Organization (NHO) -Where the award record has the following field values as:

NATIVE_HAWAIIAN_ORGANIZATION = Yes

Small business concerns owned by an Alaska Native Corporation (ANC) -Where the award record has the following field values as:

ALASKAN_NATIVE_CORPORATION = Yes

Small business concerns owned and controlled by women (WOSB EDWOSB) -Where the award record has the following field values as:

WOSB_FLAG = Yes

Or EDWOSB_FLAG = Yes

Or JVWOSB_FLAG = Yes

Or EDJVWOSB_FLAG = Yes

Or (WOMEN_OWNED_FLAG = Yes and CO_BUS_SIZE_DETERMINATION="Small Business")

Department: (All)
 Socio-Economic Category: Small Business

FUNDING DEPARTMENT NAME (All)

EXTENT_COMPETED_DESCRIPTION	TYPE_OF_SET_ASIDE_DESCRIPTION	EVALUATED_PREFERENCE	SOLE_SOURCE_CATEGORY	Values	
				SB_Action	SB_\$
COMPETED UNDER SAP	8(A) SOLE SOURCE	No Preference used	SOLE SOURCE	6	62,926
	8A COMPETED	No Preference used	NOT SOLE SOURCE	1,383	194,620,266
	BUY INDIAN	No Preference used	NOT SOLE SOURCE	178	8,119,087
	ECONOMICALLY DISADVANTAGED WOMEN OWNED	No Preference used	NOT SOLE SOURCE	216	9,803,824
	EMERGING SMALL BUSINESS SET ASIDE	No Preference used	NOT SOLE SOURCE	2	0
	HUBZONE SET-ASIDE	No Preference used	NOT SOLE SOURCE	2,286	77,427,407
	NO SET ASIDE USED.	Combined HUB/SDB Preference	NOT SOLE SOURCE	1	0
	NO SET ASIDE USED.	No Preference used	NOT SOLE SOURCE	431,573	3,634,921,042
	RESERVED FOR SMALL BUSINESS	No Preference used	NOT SOLE SOURCE	399	-25,210
	SERVICE DISABLED VETERAN OWNED SMALL BUSINESS	No Preference used	NOT SOLE SOURCE	16,016	695,108,933
	SMALL BUSINESS SET ASIDE - PARTIAL	No Preference used	NOT SOLE SOURCE	2,357	31,869,607
	SMALL BUSINESS SET ASIDE - TOTAL	No Preference used	NOT SOLE SOURCE	197,479	3,925,686,509
	VETERAN SET ASIDE	No Preference used	NOT SOLE SOURCE	828	36,159,547
	WOMEN OWNED SMALL BUSINESS	No Preference used	NOT SOLE SOURCE	1,487	67,038,305
	INDIAN SMALL BUSINESS ECONOMIC ENTERPRISE	No Preference used	NOT SOLE SOURCE	1,171	31,557,648
	INDIAN ECONOMIC ENTERPRISE	No Preference used	NOT SOLE SOURCE	70	3,802,258
	NULL	No Preference used	NOT SOLE SOURCE	716	53,262,933
COMPETED UNDER SAP Total				656,168	8,769,415,080
COMPETITIVE DELIVERY ORDER	8(A) SOLE SOURCE	No Preference used	SOLE SOURCE	11	-9,741
	8(A) SOLE SOURCE	OTHER	SOLE SOURCE	1	0
	8A COMPETED	No Preference used	NOT SOLE SOURCE	80	-2,231,301
	8A COMPETED	OTHER	NOT SOLE SOURCE	1	-58
	HUBZONE SET-ASIDE	No Preference used	NOT SOLE SOURCE	2	-4,960
	NO SET ASIDE USED.	No Preference used	NOT SOLE SOURCE	2,816	8,093,629
	NO SET ASIDE USED.	OTHER	NOT SOLE SOURCE	69	-2,066,861
	NO SET ASIDE USED.	SDB Price Evaluation Adjustment	NOT SOLE SOURCE	1	0
	SERVICE DISABLED VETERAN OWNED SMALL BUSINESS	No Preference used	NOT SOLE SOURCE	28	-38
	SMALL BUSINESS SET ASIDE - PARTIAL	No Preference used	NOT SOLE SOURCE	10	-2,444,650
	SMALL BUSINESS SET ASIDE - TOTAL	No Preference used	NOT SOLE SOURCE	1,771	-2,417,729
	SMALL BUSINESS SET ASIDE - TOTAL	OTHER	NOT SOLE SOURCE	3	0
	NULL	No Preference used	NOT SOLE SOURCE	562	-701,571
	NULL	OTHER	NOT SOLE SOURCE	43	5,879,911
COMPETITIVE DELIVERY ORDER Total				5,398	4,096,629
FOLLOW ON TO COMPETED ACTION	8(A) SOLE SOURCE	No Preference used	SOLE SOURCE	2	0
	8(A) WITH HUB ZONE PREFERENCE	No Preference used	NOT SOLE SOURCE	1	0
	8A COMPETED	No Preference used	NOT SOLE SOURCE	10	0
	NO SET ASIDE USED.	No Preference used	NOT SOLE SOURCE	222	1,310,894
	NO SET ASIDE USED.	OTHER	NOT SOLE SOURCE	1	0
	SMALL BUSINESS SET ASIDE - PARTIAL	No Preference used	NOT SOLE SOURCE	2	0
	SMALL BUSINESS SET ASIDE - TOTAL	No Preference used	NOT SOLE SOURCE	24	-6,301
	NULL	No Preference used	NOT SOLE SOURCE	13	0
FOLLOW ON TO COMPETED ACTION				275	1,304,594
FULL AND OPEN COMPETITION	8(A) SOLE SOURCE	No Preference used	SOLE SOURCE	402	58,417,243
	8(A) SOLE SOURCE	OTHER	SOLE SOURCE	60	3,395,303
	8(A) WITH HUB ZONE PREFERENCE	OTHER	NOT SOLE SOURCE	1	0
	8A COMPETED	No Preference used	NOT SOLE SOURCE	737	269,640,022
	8A COMPETED	OTHER	NOT SOLE SOURCE	6	-87,724
	ECONOMICALLY DISADVANTAGED WOMEN OWNED	No Preference used	NOT SOLE SOURCE	47	10,152,281
	HUBZONE SET-ASIDE	No Preference used	NOT SOLE SOURCE	327	110,170,913
	HUBZONE SET-ASIDE	OTHER	NOT SOLE SOURCE	7	286,820
	HUBZONE SOLE SOURCE	No Preference used	SOLE SOURCE	22	1,700,633
	HUBZONE SOLE SOURCE	OTHER	SOLE SOURCE	1	10,484
	NO SET ASIDE USED.	Combined HUB/SDB Preference	NOT SOLE SOURCE	1	0
	NO SET ASIDE USED.	HUBZone Price Evaluation Preference	NOT SOLE SOURCE	908	231,345,206
	NO SET ASIDE USED.	No Preference used	NOT SOLE SOURCE	1,001,513	25,280,666,314
	NO SET ASIDE USED.	OTHER	NOT SOLE SOURCE	25	27,791,570
	NO SET ASIDE USED.	SDB Price Evaluation Adjustment	NOT SOLE SOURCE	8	16,543
	SDVOSB SOLE SOURCE	No Preference used	SOLE SOURCE	216	24,603,132
	SDVOSB SOLE SOURCE	OTHER	SOLE SOURCE	8	415,068
	SERVICE DISABLED VETERAN OWNED SMALL BUSINESS	No Preference used	NOT SOLE SOURCE	3,240	1,050,849,997
	SERVICE DISABLED VETERAN OWNED SMALL BUSINESS	OTHER	NOT SOLE SOURCE	15	2,837,382
	SMALL BUSINESS SET ASIDE - PARTIAL	No Preference used	NOT SOLE SOURCE	312	36,089,623
	SMALL BUSINESS SET ASIDE - PARTIAL	OTHER	NOT SOLE SOURCE	5	17,393
	SMALL BUSINESS SET ASIDE - TOTAL	No Preference used	NOT SOLE SOURCE	20,750	3,031,883,871
	SMALL BUSINESS SET ASIDE - TOTAL	OTHER	NOT SOLE SOURCE	1,150	96,802,129

EXTENT_COMPETED_DESCRIPTION	TYPE_OF_SET_ASIDE_DESCRIPTION	EVALUATED_PREFERENCE	SOLE_SOURCE_CATEGORY	SB_Action	SB_\$
FULL AND OPEN COMPETITION	WOMEN OWNED SMALL BUSINESS	No Preference used	NOT SOLE SOURCE	428	137,805,988
	WOMEN OWNED SMALL BUSINESS	OTHER	NOT SOLE SOURCE	9	1,118,079
	WOMEN OWNED SMALL BUSINESS SOLE SOURCE	No Preference used	NOT SOLE SOURCE	17	10,448,421
	WOMEN OWNED SMALL BUSINESS SOLE SOURCE		WOSB_SS_MFG	17	975,896
	WOMEN OWNED SMALL BUSINESS SOLE SOURCE		WOSB_SS_Non_MFG	50	12,278,486
	WOMEN OWNED SMALL BUSINESS SOLE SOURCE	OTHER	WOSB_SS_Non_MFG	2	135,044
	ECONOMICALLY DISADVANTAGED WOMEN OWNED	No Preference used	EDWOSB_SS_NON_MFG	3	526,201
	ECONOMICALLY DISADVANTAGED WOMEN OWNED		NOT SOLE SOURCE	1	9,564
	NULL	No Preference used	NOT SOLE SOURCE	705	45,122,416
	NULL	OTHER	NOT SOLE SOURCE	10,050	656,085,899
FULL AND OPEN COMPETITION Total				1,041,043	31,101,510,198
FULL AND OPEN COMPETITION	8(A) SOLE SOURCE	No Preference used	SOLE SOURCE	983	263,200,068
	8(A) WITH HUB ZONE PREFERENCE	No Preference used	NOT SOLE SOURCE	10	257,813
	8(A) WITH HUB ZONE PREFERENCE	SDB Preferential Consideration Partial SB	NOT SOLE SOURCE	1	0
	8A COMPETED	No Preference used	NOT SOLE SOURCE	32,323	7,374,349,547
	8A COMPETED	OTHER	NOT SOLE SOURCE	4	-11,457
	BUY INDIAN	No Preference used	NOT SOLE SOURCE	218	23,448,775
	ECONOMICALLY DISADVANTAGED WOMEN OWNED	No Preference used	NOT SOLE SOURCE	462	44,441,947
	EMERGING SMALL BUSINESS SET ASIDE	No Preference used	NOT SOLE SOURCE	9	-5,421
	HUBZONE SET-ASIDE	No Preference used	NOT SOLE SOURCE	9,924	1,336,982,086
	HUBZONE SOLE SOURCE	No Preference used	SOLE SOURCE	17	794,639
	NO SET ASIDE USED.	No Preference used	NOT SOLE SOURCE	10,785	781,493,894
	NO SET ASIDE USED.	OTHER	NOT SOLE SOURCE	8	-9,612
	NO SET ASIDE USED.	SDB Preferential Consideration Partial SB	NOT SOLE SOURCE	5	300,837
	RESERVED FOR SMALL BUSINESS	No Preference used	NOT SOLE SOURCE	2	2,000
	SDVOSB SOLE SOURCE	No Preference used	SOLE SOURCE	66	12,212,744
	SERVICE DISABLED VETERAN OWNED SMALL BUSINESS	No Preference used	NOT SOLE SOURCE	35,688	5,109,419,810
	SMALL BUSINESS SET ASIDE - PARTIAL	HUBZone Price Evaluation Preference	NOT SOLE SOURCE	56	111,265,142
	SMALL BUSINESS SET ASIDE - PARTIAL	No Preference used	NOT SOLE SOURCE	9,989	2,010,705,164
	SMALL BUSINESS SET ASIDE - PARTIAL	OTHER	NOT SOLE SOURCE	6	-19,029
	SMALL BUSINESS SET ASIDE - TOTAL	No Preference used	NOT SOLE SOURCE	391,351	32,775,217,736
	SMALL BUSINESS SET ASIDE - TOTAL	OTHER	NOT SOLE SOURCE	82	-2,224,229
	VETERAN SET ASIDE	No Preference used	NOT SOLE SOURCE	698	136,680,481
	WOMEN OWNED SMALL BUSINESS	No Preference used	NOT SOLE SOURCE	3,182	375,429,220
	INDIAN SMALL BUSINESS ECONOMIC ENTERPRISE	No Preference used	NOT SOLE SOURCE	179	34,921,705
	WOMEN OWNED SMALL BUSINESS SOLE SOURCE	No Preference used	NOT SOLE SOURCE	16	424,324
	WOMEN OWNED SMALL BUSINESS SOLE SOURCE		WOSB_SS_MFG	1	10,692
	WOMEN OWNED SMALL BUSINESS SOLE SOURCE		WOSB_SS_Non_MFG	13	1,291,334
	INDIAN ECONOMIC ENTERPRISE	No Preference used	NOT SOLE SOURCE	20	1,996,543
	ECONOMICALLY DISADVANTAGED WOMEN OWNED	No Preference used	EDWOSB_SS_NON_MFG	1	114,600
	NULL	No Preference used	NOT SOLE SOURCE	116	81,343,710
	NULL	OTHER	NOT SOLE SOURCE	15	-1,079,044
	VERY SMALL BUSINESS	No Preference used	NOT SOLE SOURCE	1	0
FULL AND OPEN COMPETITION AFTER				496,231	50,472,956,018
NON-COMPETITIVE DELIVERY ORDER	8(A) SOLE SOURCE	No Preference used	SOLE SOURCE	26	-9
	8(A) SOLE SOURCE	OTHER	SOLE SOURCE	1	0
	8A COMPETED	No Preference used	NOT SOLE SOURCE	17	-376,943
	NO SET ASIDE USED.	No Preference used	NOT SOLE SOURCE	542	7,000,824
	NO SET ASIDE USED.	OTHER	NOT SOLE SOURCE	4	0
	SERVICE DISABLED VETERAN OWNED SMALL BUSINESS	No Preference used	NOT SOLE SOURCE	5	-1
	SMALL BUSINESS SET ASIDE - PARTIAL	No Preference used	NOT SOLE SOURCE	1	0
	SMALL BUSINESS SET ASIDE - TOTAL	No Preference used	NOT SOLE SOURCE	91	-231,605
	SMALL BUSINESS SET ASIDE - TOTAL	OTHER	NOT SOLE SOURCE	31	0
	NULL	No Preference used	NOT SOLE SOURCE	99	-181,707
	NULL	OTHER	NOT SOLE SOURCE	16	0
NON-COMPETITIVE DELIVERY ORDER				833	6,210,559
NOT AVAILABLE FOR COMPETITION	8(A) SOLE SOURCE	No Preference used	SOLE SOURCE	41,974	6,788,924,366
	8(A) SOLE SOURCE	OTHER	SOLE SOURCE	624	43,911,877
	8(A) WITH HUB ZONE PREFERENCE	No Preference used	NOT SOLE SOURCE	6	0
	8A COMPETED	No Preference used	NOT SOLE SOURCE	5	0
	HUBZONE SET-ASIDE	No Preference used	NOT SOLE SOURCE	1	0
	HUBZONE SOLE SOURCE	No Preference used	SOLE SOURCE	403	59,128,260
	HUBZONE SOLE SOURCE	OTHER	SOLE SOURCE	1	346,534
	NO SET ASIDE USED.	No Preference used	NOT SOLE SOURCE	14,740	943,362,270
	NO SET ASIDE USED.	OTHER	NOT SOLE SOURCE	8	61,017
	SDVOSB SOLE SOURCE	No Preference used	SOLE SOURCE	588	84,158,019
	SERVICE DISABLED VETERAN OWNED SMALL BUSINESS	No Preference used	NOT SOLE SOURCE	2	0
	SERVICE DISABLED VETERAN OWNED SMALL BUSINESS	OTHER	NOT SOLE SOURCE	1	0
	SMALL BUSINESS SET ASIDE - TOTAL	No Preference used	NOT SOLE SOURCE	28	1,056,972
	SMALL BUSINESS SET ASIDE - TOTAL	OTHER	NOT SOLE SOURCE	46	2,483,851
	VETERAN SOLE SOURCE	No Preference used	SOLE SOURCE	22	1,673,365
	WOMEN OWNED SMALL BUSINESS	OTHER	NOT SOLE SOURCE	1	9,103
	INDIAN SMALL BUSINESS ECONOMIC ENTERPRISE	No Preference used	NOT SOLE SOURCE	7	7,651

EXTENT_COMPETED_DESCRIPTION	TYPE_OF_SET_ASIDE_DESCRIPTION	EVALUATED_PREFERENCE	SOLE_SOURCE_CATEGORY	SB_Action	SB_\$
NOT AVAILABLE FOR COMPETITION	WOMEN OWNED SMALL BUSINESS SOLE SOURCE	No Preference used	NOT SOLE SOURCE	7	178,816
	WOMEN OWNED SMALL BUSINESS SOLE SOURCE		WOSB_SS_MFG	12	2,140,441
	WOMEN OWNED SMALL BUSINESS SOLE SOURCE		WOSB_SS_Non_MFG	175	27,929,229
	INDIAN ECONOMIC ENTERPRISE	No Preference used	NOT SOLE SOURCE	6	2,935,446
	ECONOMICALLY DISADVANTAGED WOMEN OWNED	No Preference used	EDWOSB_SS_NON_MFG	42	6,048,484
	ECONOMICALLY DISADVANTAGED WOMEN OWNED		NOT SOLE SOURCE	2	13,493
	NULL	No Preference used	NOT SOLE SOURCE	109	-181,667
	NULL	OTHER	NOT SOLE SOURCE	90	2,882,925
NOT AVAILABLE FOR COMPETITION				58,900	7,967,070,452
NOT COMPETED	8(A) SOLE SOURCE	No Preference used	SOLE SOURCE	20	78,809
	8(A) WITH HUB ZONE PREFERENCE	No Preference used	NOT SOLE SOURCE	1	0
	NO SET ASIDE USED.	No Preference used	NOT SOLE SOURCE	90,362	4,157,315,958
	NO SET ASIDE USED.	OTHER	NOT SOLE SOURCE	12	-291,861
	RESERVED FOR SMALL BUSINESS	No Preference used	NOT SOLE SOURCE	1	0
	SDVOSB SOLE SOURCE	No Preference used	SOLE SOURCE	4	333,369
	SERVICE DISABLED VETERAN OWNED SMALL BUSINESS	No Preference used	NOT SOLE SOURCE	2	23,358
	SMALL BUSINESS SET ASIDE - TOTAL	No Preference used	NOT SOLE SOURCE	38	248,990
	SMALL BUSINESS SET ASIDE - TOTAL	OTHER	NOT SOLE SOURCE	1	0
	NULL	No Preference used	NOT SOLE SOURCE	26	232,416
	NULL	OTHER	NOT SOLE SOURCE	150	-62,728
NOT COMPETED Total				90,617	4,157,878,312
NOT COMPETED UNDER SAP	8(A) SOLE SOURCE	No Preference used	SOLE SOURCE	11,555	1,258,071,373
	8A COMPETED	No Preference used	NOT SOLE SOURCE	1	-11,063
	HUBZONE SOLE SOURCE	No Preference used	SOLE SOURCE	195	9,901,656
	NO SET ASIDE USED.	No Preference used	NOT SOLE SOURCE	95,923	1,667,438,039
	RESERVED FOR SMALL BUSINESS	No Preference used	NOT SOLE SOURCE	49	-1,274
	SDVOSB SOLE SOURCE	No Preference used	SOLE SOURCE	704	47,502,989
	SERVICE DISABLED VETERAN OWNED SMALL BUSINESS	No Preference used	NOT SOLE SOURCE	2	148,486
	SMALL BUSINESS SET ASIDE - PARTIAL	No Preference used	NOT SOLE SOURCE	1	-12,729
	SMALL BUSINESS SET ASIDE - TOTAL	No Preference used	NOT SOLE SOURCE	35	820,525
	VETERAN SOLE SOURCE	No Preference used	SOLE SOURCE	31	1,154,232
	INDIAN SMALL BUSINESS ECONOMIC ENTERPRISE	No Preference used	NOT SOLE SOURCE	25	1,144,299
	WOMEN OWNED SMALL BUSINESS SOLE SOURCE	No Preference used	NOT SOLE SOURCE	13	251,922
	WOMEN OWNED SMALL BUSINESS SOLE SOURCE		WOSB_SS_MFG	21	2,556,989
	WOMEN OWNED SMALL BUSINESS SOLE SOURCE		WOSB_SS_Non_MFG	136	10,278,601
	INDIAN ECONOMIC ENTERPRISE	No Preference used	NOT SOLE SOURCE	3	156,025
	ECONOMICALLY DISADVANTAGED WOMEN OWNED	No Preference used	EDWOSB_SS_NON_MFG	25	2,407,458
	NULL	No Preference used	NOT SOLE SOURCE	19	439,584
	NULL	OTHER	NOT SOLE SOURCE	47	-2,650
NOT COMPETED UNDER SAP Total				108,785	3,002,244,463
NULL	8(A) SOLE SOURCE	No Preference used	SOLE SOURCE	32	-68,038
	8A COMPETED	No Preference used	NOT SOLE SOURCE	34	-209,880
	NO SET ASIDE USED.	Combined HUB/SDB Preference	NOT SOLE SOURCE	1	0
	NO SET ASIDE USED.	HUBZone Price Evaluation Preference	NOT SOLE SOURCE	3	0
	NO SET ASIDE USED.	No Preference used	NOT SOLE SOURCE	1,378	874,157
	NO SET ASIDE USED.	OTHER	NOT SOLE SOURCE	2	134,681
	NO SET ASIDE USED.	SDB Price Evaluation Adjustment	NOT SOLE SOURCE	1	0
	RESERVED FOR SMALL BUSINESS	No Preference used	NOT SOLE SOURCE	5	0
	SMALL BUSINESS SET ASIDE - PARTIAL	No Preference used	NOT SOLE SOURCE	40	-60,244
	SMALL BUSINESS SET ASIDE - TOTAL	No Preference used	NOT SOLE SOURCE	676	4,021,266
	NULL	HUBZone Price Evaluation Preference	NOT SOLE SOURCE	1	-81,722
	NULL	No Preference used	NOT SOLE SOURCE	373	-1,151,304
	NULL	OTHER	NOT SOLE SOURCE	13,691	174,149,648
NULL Total				16,237	177,608,564
Grand Total				2,474,487	105,660,294,869

Department: (All)
 Socio-Economic Category: SRDVOB_FLAG

FUNDING_DEPARTMENT_NAME	(All)
SRDVOB_FLAG	YES

EXTENT_COMPETED_DESCRIPTION	TYPE_OF_SET_ASIDE_DESCRIPTION	EVALUATED_PREFERENCE	SOLE_SOURCE_CATEGORY	Values	
				SB_Action	SB_\$
COMPETED UNDER SAP	8(A) SOLE SOURCE	No Preference used	SOLE SOURCE	1	(1,104)
	8A COMPETED	No Preference used	NOT SOLE SOURCE	214	34,424,135
	BUY INDIAN	No Preference used	NOT SOLE SOURCE	7	(126,779)
	ECONOMICALLY DISADVANTAGED WOMEN OWNED	No Preference used	NOT SOLE SOURCE	8	306,596
	HUBZONE SET-ASIDE	No Preference used	NOT SOLE SOURCE	214	11,198,057
	NO SET ASIDE USED.	No Preference used	NOT SOLE SOURCE	16,025	343,997,436
	RESERVED FOR SMALL BUSINESS	No Preference used	NOT SOLE SOURCE	16	-
	SERVICE DISABLED VETERAN OWNED SMALL BUSINESS	No Preference used	NOT SOLE SOURCE	16,003	694,619,690
	SMALL BUSINESS SET ASIDE - PARTIAL	No Preference used	NOT SOLE SOURCE	55	934,589
	SMALL BUSINESS SET ASIDE - TOTAL	No Preference used	NOT SOLE SOURCE	10,995	311,992,611
	VETERAN SET ASIDE	No Preference used	NOT SOLE SOURCE	380	19,123,369
	WOMEN OWNED SMALL BUSINESS	No Preference used	NOT SOLE SOURCE	97	3,896,411
	INDIAN SMALL BUSINESS ECONOMIC ENTERPRISE	No Preference used	NOT SOLE SOURCE	35	891,468
	INDIAN ECONOMIC ENTERPRISE	No Preference used	NOT SOLE SOURCE	7	29,769
	NULL	No Preference used	NOT SOLE SOURCE	10	950,206
COMPETED UNDER SAP Total				44,067	1,422,236,453
COMPETITIVE DELIVERY ORDER	8A COMPETED	No Preference used	NOT SOLE SOURCE	5	(80,022)
	NO SET ASIDE USED.	No Preference used	NOT SOLE SOURCE	269	(137,250)
	NO SET ASIDE USED.	OTHER	NOT SOLE SOURCE	1	-
	SERVICE DISABLED VETERAN OWNED SMALL BUSINESS	No Preference used	NOT SOLE SOURCE	28	(38)
	SMALL BUSINESS SET ASIDE - TOTAL	No Preference used	NOT SOLE SOURCE	5	-
	NULL	No Preference used	NOT SOLE SOURCE	31	(34,024)
COMPETITIVE DELIVERY ORDER Total				339	(251,334)
FOLLOW ON TO COMPETED ACTION	8(A) SOLE SOURCE	No Preference used	SOLE SOURCE	1	-
	NO SET ASIDE USED.	No Preference used	NOT SOLE SOURCE	9	-
	SMALL BUSINESS SET ASIDE - TOTAL	No Preference used	NOT SOLE SOURCE	3	-
FOLLOW ON TO COMPETED ACTION				13	-
FULL AND OPEN COMPETITION	8(A) SOLE SOURCE	No Preference used	SOLE SOURCE	115	12,218,163
	8A COMPETED	No Preference used	NOT SOLE SOURCE	70	24,822,116
	ECONOMICALLY DISADVANTAGED WOMEN OWNED	No Preference used	NOT SOLE SOURCE	2	115,540
	HUBZONE SET-ASIDE	No Preference used	NOT SOLE SOURCE	37	2,232,057
	HUBZONE SOLE SOURCE	No Preference used	SOLE SOURCE	7	113,452
	NO SET ASIDE USED.	HUBZone Price Evaluation Preference	NOT SOLE SOURCE	3	20,537,500
	NO SET ASIDE USED.	No Preference used	NOT SOLE SOURCE	36,973	3,301,766,995
	NO SET ASIDE USED.	SDB Price Evaluation Adjustment	NOT SOLE SOURCE	2	16,543
	SDVOSB SOLE SOURCE	No Preference used	SOLE SOURCE	216	24,603,132
	SDVOSB SOLE SOURCE	OTHER	SOLE SOURCE	8	415,068
	SERVICE DISABLED VETERAN OWNED SMALL BUSINESS	No Preference used	NOT SOLE SOURCE	3,234	1,050,562,936
	SERVICE DISABLED VETERAN OWNED SMALL BUSINESS	OTHER	NOT SOLE SOURCE	15	2,837,382
	SMALL BUSINESS SET ASIDE - PARTIAL	No Preference used	NOT SOLE SOURCE	25	12,419,836
	SMALL BUSINESS SET ASIDE - TOTAL	No Preference used	NOT SOLE SOURCE	2,776	577,263,036
	SMALL BUSINESS SET ASIDE - TOTAL	OTHER	NOT SOLE SOURCE	15	1,643,810
	WOMEN OWNED SMALL BUSINESS	No Preference used	NOT SOLE SOURCE	11	759,906
	ECONOMICALLY DISADVANTAGED WOMEN OWNED	No Preference used	EDWOSB_SS_NON_MFG	1	425,665
	NULL	No Preference used	NOT SOLE SOURCE	48	3,086,280
	NULL	OTHER	NOT SOLE SOURCE	262	20,516,039
FULL AND OPEN COMPETITION Total				43,820	5,056,355,456
FULL AND OPEN COMPETITION	8(A) SOLE SOURCE	No Preference used	SOLE SOURCE	106	16,431,432
	8A COMPETED	No Preference used	NOT SOLE SOURCE	3,014	707,384,404
	BUY INDIAN	No Preference used	NOT SOLE SOURCE	4	56,450
	ECONOMICALLY DISADVANTAGED WOMEN OWNED	No Preference used	NOT SOLE SOURCE	22	3,374,224
	HUBZONE SET-ASIDE	No Preference used	NOT SOLE SOURCE	764	146,592,875
	NO SET ASIDE USED.	No Preference used	NOT SOLE SOURCE	299	25,121,053
	NO SET ASIDE USED.	SDB Preferential Consideration Partial SB	NOT SOLE SOURCE	2	300,837
	SDVOSB SOLE SOURCE	No Preference used	SOLE SOURCE	66	12,212,744
	SERVICE DISABLED VETERAN OWNED SMALL BUSINESS	No Preference used	NOT SOLE SOURCE	35,652	5,102,846,387
	SMALL BUSINESS SET ASIDE - PARTIAL	No Preference used	NOT SOLE SOURCE	456	92,945,692
	SMALL BUSINESS SET ASIDE - TOTAL	No Preference used	NOT SOLE SOURCE	21,196	3,396,300,442
	VETERAN SET ASIDE	No Preference used	NOT SOLE SOURCE	511	91,980,728
	WOMEN OWNED SMALL BUSINESS	No Preference used	NOT SOLE SOURCE	25	4,389,051
	INDIAN SMALL BUSINESS ECONOMIC ENTERPRISE	No Preference used	NOT SOLE SOURCE	1	43,200
FULL AND OPEN COMPETITION AFTER				62,118	9,599,979,519
NON-COMPETITIVE DELIVERY ORDER	8A COMPETED	No Preference used	NOT SOLE SOURCE	1	(100)
	NO SET ASIDE USED.	No Preference used	NOT SOLE SOURCE	39	(54,677)
	SERVICE DISABLED VETERAN OWNED SMALL BUSINESS	No Preference used	NOT SOLE SOURCE	5	(1)

NON-COMPETITIVE DELIVERY ORDER	NULL	No Preference used	NOT SOLE SOURCE	4	-
	NULL	OTHER	NOT SOLE SOURCE	2	-
NON-COMPETITIVE DELIVERY ORDER				51	(54,778)
NOT AVAILABLE FOR COMPETITION	8(A) SOLE SOURCE	No Preference used	SOLE SOURCE	5,740	871,665,776
	8(A) SOLE SOURCE	OTHER	SOLE SOURCE	10	(12,753)
	HUBZONE SOLE SOURCE	No Preference used	SOLE SOURCE	27	8,261,863
	NO SET ASIDE USED.	No Preference used	NOT SOLE SOURCE	1,228	100,215,770
	SDVOSB SOLE SOURCE	No Preference used	SOLE SOURCE	583	84,167,634
	SERVICE DISABLED VETERAN OWNED SMALL BUSINESS	No Preference used	NOT SOLE SOURCE	2	-
	VETERAN SOLE SOURCE	No Preference used	SOLE SOURCE	4	245,035
	WOMEN OWNED SMALL BUSINESS SOLE SOURCE	No Preference used	WOSB_SS_Non_MFG	17	95,911
	NULL	OTHER	NOT SOLE SOURCE	2	-
NOT AVAILABLE FOR COMPETITION				7,613	1,064,639,236
NOT COMPETED	8(A) SOLE SOURCE	No Preference used	SOLE SOURCE	1	-
	NO SET ASIDE USED.	No Preference used	NOT SOLE SOURCE	4,994	379,997,064
	SDVOSB SOLE SOURCE	No Preference used	SOLE SOURCE	2	20,500
	SERVICE DISABLED VETERAN OWNED SMALL BUSINESS	No Preference used	NOT SOLE SOURCE	2	23,358
	NULL	OTHER	NOT SOLE SOURCE	2	-
NOT COMPETED Total				5,001	380,040,922
NOT COMPETED UNDER SAP	8(A) SOLE SOURCE	No Preference used	SOLE SOURCE	1,771	204,751,022
	HUBZONE SOLE SOURCE	No Preference used	SOLE SOURCE	13	282,221
	NO SET ASIDE USED.	No Preference used	NOT SOLE SOURCE	5,190	156,019,479
	SDVOSB SOLE SOURCE	No Preference used	SOLE SOURCE	704	47,502,989
	SERVICE DISABLED VETERAN OWNED SMALL BUSINESS	No Preference used	NOT SOLE SOURCE	2	148,486
	SMALL BUSINESS SET ASIDE - TOTAL	No Preference used	NOT SOLE SOURCE	1	347,945
	VETERAN SOLE SOURCE	No Preference used	SOLE SOURCE	6	246,003
	WOMEN OWNED SMALL BUSINESS SOLE SOURCE	No Preference used	NOT SOLE SOURCE	1	3,995
	WOMEN OWNED SMALL BUSINESS SOLE SOURCE		WOSB_SS_Non_MFG	6	844,369
	NULL	No Preference used	NOT SOLE SOURCE	1	208,135
	NULL	OTHER	NOT SOLE SOURCE	2	-
NOT COMPETED UNDER SAP Total				7,697	410,354,643
NULL	NO SET ASIDE USED.	No Preference used	NOT SOLE SOURCE	80	(120,118)
	SMALL BUSINESS SET ASIDE - TOTAL	No Preference used	NOT SOLE SOURCE	1	-
	NULL	No Preference used	NOT SOLE SOURCE	6	-
	NULL	OTHER	NOT SOLE SOURCE	759	5,791,337
NULL Total				846	5,671,219
Grand Total				171,565	17,938,971,336

Department: (All)
 Socio-Economic Category: HubZone_FLAG

FUNDING_DEPARTMENT_NAME	(All)
HubZone_FLAG	YES

EXTENT_COMPETED_DESCRIPTION	TYPE_OF_SET_ASIDE_DESCRIPTION	EVALUATED_PREFERENCE	SOLE_SOURCE_CATEGORY	Values	
				SB_Action	SB_\$
COMPETED UNDER SAP	8(A) SOLE SOURCE	No Preference used	SOLE SOURCE	2	-867
	8A COMPETED	No Preference used	NOT SOLE SOURCE	255	20,670,686
	BUY INDIAN	No Preference used	NOT SOLE SOURCE	24	278,620
	ECONOMICALLY DISADVANTAGED WOMEN OWNED SMALL BUSINESS	No Preference used	NOT SOLE SOURCE	24	1,274,566
	HUBZONE SET-ASIDE	No Preference used	NOT SOLE SOURCE	2,284	77,385,955
	NO SET ASIDE USED.	Combined HUB/SDB Preference	NOT SOLE SOURCE	1	0
	NO SET ASIDE USED.	No Preference used	NOT SOLE SOURCE	10,256	95,663,048
	RESERVED FOR SMALL BUSINESS	No Preference used	NOT SOLE SOURCE	13	-2,089
	SERVICE DISABLED VETERAN OWNED SMALL BUSINESS SET-ASIDE	No Preference used	NOT SOLE SOURCE	1,127	49,667,753
	SMALL BUSINESS SET ASIDE - PARTIAL	No Preference used	NOT SOLE SOURCE	35	387,681
	SMALL BUSINESS SET ASIDE - TOTAL	No Preference used	NOT SOLE SOURCE	6,703	299,579,601
	VETERAN SET ASIDE	No Preference used	NOT SOLE SOURCE	57	2,989,401
	WOMEN OWNED SMALL BUSINESS	No Preference used	NOT SOLE SOURCE	84	3,338,926
	INDIAN SMALL BUSINESS ECONOMIC ENTERPRISE	No Preference used	NOT SOLE SOURCE	141	1,920,173
	INDIAN ECONOMIC ENTERPRISE	No Preference used	NOT SOLE SOURCE	8	44,567
	NULL	No Preference used	NOT SOLE SOURCE	42	3,386,245
COMPETED UNDER SAP Total				21,056	556,584,266
COMPETITIVE DELIVERY ORDER	8A COMPETED	No Preference used	NOT SOLE SOURCE	25	-5
	HUBZONE SET-ASIDE	No Preference used	NOT SOLE SOURCE	2	-4,960
	NO SET ASIDE USED.	No Preference used	NOT SOLE SOURCE	96	610,492
	NO SET ASIDE USED.	SDB Price Evaluation Adjustment	NOT SOLE SOURCE	1	0
	SERVICE DISABLED VETERAN OWNED SMALL BUSINESS SET-ASIDE	No Preference used	NOT SOLE SOURCE	16	-34
	SMALL BUSINESS SET ASIDE - TOTAL	No Preference used	NOT SOLE SOURCE	336	-230,672
	NULL	No Preference used	NOT SOLE SOURCE	16	0
COMPETITIVE DELIVERY ORDER Total				492	374,820
FOLLOW ON TO COMPETED ACTION	8(A) SOLE SOURCE	No Preference used	SOLE SOURCE	1	0
	8(A) WITH HUB ZONE PREFERENCE	No Preference used	NOT SOLE SOURCE	1	0
	8A COMPETED	No Preference used	NOT SOLE SOURCE	1	0
	NO SET ASIDE USED.	No Preference used	NOT SOLE SOURCE	12	0
	SMALL BUSINESS SET ASIDE - TOTAL	No Preference used	NOT SOLE SOURCE	2	0
FOLLOW ON TO COMPETED ACTION				17	0
FULL AND OPEN COMPETITION	8(A) SOLE SOURCE	No Preference used	SOLE SOURCE	44	5,502,431
	8(A) SOLE SOURCE	OTHER	SOLE SOURCE	2	0
	8(A) WITH HUB ZONE PREFERENCE	OTHER	NOT SOLE SOURCE	1	0
	8A COMPETED	No Preference used	NOT SOLE SOURCE	41	17,127,803
	8A COMPETED	OTHER	NOT SOLE SOURCE	3	0
	ECONOMICALLY DISADVANTAGED WOMEN OWNED SMALL BUSINESS	No Preference used	NOT SOLE SOURCE	1	83,743
	HUBZONE SET-ASIDE	No Preference used	NOT SOLE SOURCE	318	106,828,579
	HUBZONE SET-ASIDE	OTHER	NOT SOLE SOURCE	3	184,578
	HUBZONE SOLE SOURCE	No Preference used	SOLE SOURCE	18	1,371,887
	NO SET ASIDE USED.	Combined HUB/SDB Preference	NOT SOLE SOURCE	1	0
	NO SET ASIDE USED.	HUBZone Price Evaluation Preference	NOT SOLE SOURCE	904	231,260,206
	NO SET ASIDE USED.	No Preference used	NOT SOLE SOURCE	12,495	962,919,235
	NO SET ASIDE USED.	SDB Price Evaluation Adjustment	NOT SOLE SOURCE	1	0
	SDVOSB SOLE SOURCE	No Preference used	SOLE SOURCE	37	2,581,142

EXTENT_COMPETED_DESCRIPTION	TYPE_OF_SET_ASIDE_DESCRIPTION	EVALUATED_PREFERENCE	SOLE_SOURCE_CATEGORY	SB_Action	SB_\$
FULL AND OPEN COMPETITION	SERVICE DISABLED VETERAN OWNED SMALL BUSINESS SET-ASIDE	No Preference used	NOT SOLE SOURCE	329	116,456,516
	SMALL BUSINESS SET ASIDE - PARTIAL	No Preference used	NOT SOLE SOURCE	6	843,195
	SMALL BUSINESS SET ASIDE - TOTAL	No Preference used	NOT SOLE SOURCE	884	120,363,939
	SMALL BUSINESS SET ASIDE - TOTAL	OTHER	NOT SOLE SOURCE	25	4,191,723
	WOMEN OWNED SMALL BUSINESS	No Preference used	NOT SOLE SOURCE	7	757,617
	WOMEN OWNED SMALL BUSINESS	OTHER	NOT SOLE SOURCE	1	18,960
	WOMEN OWNED SMALL BUSINESS SOLE SOURCE	No Preference used	WOSB_SS_Non_MFG	6	1,449,109
	ECONOMICALLY DISADVANTAGED WOMEN OWNED SMALL BUSINESS SOLE SOURCE	No Preference used	EDWOSB_SS_NON_MFG	1	425,665
	NULL	No Preference used	NOT SOLE SOURCE	6	41,817
	NULL	OTHER	NOT SOLE SOURCE	247	7,999,635
FULL AND OPEN COMPETITION Total				15,381	1,580,407,781
FULL AND OPEN COMPETITION	8(A) SOLE SOURCE	No Preference used	SOLE SOURCE	45	8,018,726
	8(A) WITH HUB ZONE PREFERENCE	No Preference used	NOT SOLE SOURCE	7	0
	8(A) WITH HUB ZONE PREFERENCE	SDB Preferential Consideration Partial SB Set Aside	NOT SOLE SOURCE	1	0
	8A COMPETED	No Preference used	NOT SOLE SOURCE	2,128	276,067,278
	BUY INDIAN	No Preference used	NOT SOLE SOURCE	32	1,915,894
	ECONOMICALLY DISADVANTAGED WOMEN OWNED SMALL BUSINESS	No Preference used	NOT SOLE SOURCE	113	3,713,097
	HUBZONE SET-ASIDE	No Preference used	NOT SOLE SOURCE	9,874	1,313,226,003
	HUBZONE SOLE SOURCE	No Preference used	SOLE SOURCE	16	786,301
	NO SET ASIDE USED.	No Preference used	NOT SOLE SOURCE	116	1,617,062
	NO SET ASIDE USED.	OTHER	NOT SOLE SOURCE	1	-49,073
	SDVOSB SOLE SOURCE	No Preference used	SOLE SOURCE	9	1,712,534
	SERVICE DISABLED VETERAN OWNED SMALL BUSINESS SET-ASIDE	No Preference used	NOT SOLE SOURCE	8,813	278,256,329
	SMALL BUSINESS SET ASIDE - PARTIAL	HUBZone Price Evaluation Preference	NOT SOLE SOURCE	56	111,265,142
	SMALL BUSINESS SET ASIDE - PARTIAL	No Preference used	NOT SOLE SOURCE	324	108,898,330
	SMALL BUSINESS SET ASIDE - TOTAL	No Preference used	NOT SOLE SOURCE	14,526	1,558,804,083
	SMALL BUSINESS SET ASIDE - TOTAL	OTHER	NOT SOLE SOURCE	1	-24,384
	VETERAN SET ASIDE	No Preference used	NOT SOLE SOURCE	22	815,801
	WOMEN OWNED SMALL BUSINESS	No Preference used	NOT SOLE SOURCE	167	41,621,986
	INDIAN SMALL BUSINESS ECONOMIC ENTERPRISE	No Preference used	NOT SOLE SOURCE	6	347,515
	NULL	No Preference used	NOT SOLE SOURCE	1	-3,552
	NULL	OTHER	NOT SOLE SOURCE	1	-22,608
FULL AND OPEN COMPETITION AFTER EXCLUSION OF SOURCES Total				36,259	3,706,966,463
NON-COMPETITIVE DELIVERY	8A COMPETED	No Preference used	NOT SOLE SOURCE	2	0
	NO SET ASIDE USED.	No Preference used	NOT SOLE SOURCE	9	0
	SERVICE DISABLED VETERAN OWNED SMALL BUSINESS SET-ASIDE	No Preference used	NOT SOLE SOURCE	3	-1
	SMALL BUSINESS SET ASIDE - TOTAL	No Preference used	NOT SOLE SOURCE	10	0
	NULL	No Preference used	NOT SOLE SOURCE	3	0
	NULL	OTHER	NOT SOLE SOURCE	2	0
NON-COMPETITIVE DELIVERY ORDER				29	-1
NOT AVAILABLE FOR COMPETITION	8(A) SOLE SOURCE	No Preference used	SOLE SOURCE	6,394	914,602,933
	8(A) SOLE SOURCE	OTHER	SOLE SOURCE	73	1,942,882
	8(A) WITH HUB ZONE PREFERENCE	No Preference used	NOT SOLE SOURCE	5	0
	HUBZONE SET-ASIDE	No Preference used	NOT SOLE SOURCE	1	0
	HUBZONE SOLE SOURCE	No Preference used	SOLE SOURCE	403	59,128,260
	NO SET ASIDE USED.	No Preference used	NOT SOLE SOURCE	492	86,678,047
	SDVOSB SOLE SOURCE	No Preference used	SOLE SOURCE	31	6,015,303
	SERVICE DISABLED VETERAN OWNED SMALL BUSINESS SET-ASIDE	OTHER	NOT SOLE SOURCE	1	0
	SMALL BUSINESS SET ASIDE - TOTAL	OTHER	NOT SOLE SOURCE	12	587,604
	VETERAN SOLE SOURCE	No Preference used	SOLE SOURCE	1	81,138
	WOMEN OWNED SMALL BUSINESS SOLE SOURCE	No Preference used	WOSB_SS_MFG	1	44,184

EXTENT_COMPETED_DESCRIPTION	TYPE_OF_SET_ASIDE_DESCRIPTION	EVALUATED_PREFERENCE	SOLE_SOURCE_CATEGORY	SB_Action	SB_ \$
NOT AVAILABLE FOR COMPETITION	WOMEN OWNED SMALL BUSINESS SOLE SOURCE	No Preference used	WOSB_SS_Non_MFG	2	910,485
	ECONOMICALLY DISADVANTAGED WOMEN OWNED SMALL BUSINESS SOLE SOURCE	No Preference used	EDWOSB_SS_NON_MFG	7	1,536,299
	ECONOMICALLY DISADVANTAGED WOMEN OWNED SMALL BUSINESS SOLE SOURCE		NOT SOLE SOURCE	2	13,493
	NULL	No Preference used	NOT SOLE SOURCE	1	0
	NULL	OTHER	NOT SOLE SOURCE	25	-760,622
NOT AVAILABLE FOR COMPETITION				7,451	1,070,780,005
NOT COMPETED	8(A) SOLE SOURCE	No Preference used	SOLE SOURCE	2	0
	8(A) WITH HUB ZONE PREFERENCE	No Preference used	NOT SOLE SOURCE	1	0
	NO SET ASIDE USED.	No Preference used	NOT SOLE SOURCE	1,046	112,935,330
	NULL	OTHER	NOT SOLE SOURCE	3	-351
NOT COMPETED Total				1,052	112,934,979
NOT COMPETED UNDER SAP	8(A) SOLE SOURCE	No Preference used	SOLE SOURCE	2,134	206,929,935
	HUBZONE SOLE SOURCE	No Preference used	SOLE SOURCE	195	9,901,656
	NO SET ASIDE USED.	No Preference used	NOT SOLE SOURCE	1,359	42,628,641
	RESERVED FOR SMALL BUSINESS	No Preference used	NOT SOLE SOURCE	2	0
	SDVOSB SOLE SOURCE	No Preference used	SOLE SOURCE	30	1,438,376
	SMALL BUSINESS SET ASIDE - TOTAL	No Preference used	NOT SOLE SOURCE	1	0
	WOMEN OWNED SMALL BUSINESS SOLE SOURCE	No Preference used	NOT SOLE SOURCE	2	1,689
	WOMEN OWNED SMALL BUSINESS SOLE SOURCE		WOSB_SS_Non_MFG	8	53,394
	NULL	OTHER	NOT SOLE SOURCE	5	0
NOT COMPETED UNDER SAP Total				3,736	260,953,691
NULL	8(A) SOLE SOURCE	No Preference used	SOLE SOURCE	6	-57,463
	8A COMPETED	No Preference used	NOT SOLE SOURCE	7	0
	NO SET ASIDE USED.	Combined HUB/SDB Preference	NOT SOLE SOURCE	1	0
	NO SET ASIDE USED.	HUBZone Price Evaluation Preference	NOT SOLE SOURCE	1	0
	NO SET ASIDE USED.	No Preference used	NOT SOLE SOURCE	31	0
	SMALL BUSINESS SET ASIDE - TOTAL	No Preference used	NOT SOLE SOURCE	62	0
	NULL	No Preference used	NOT SOLE SOURCE	1	0
	NULL	OTHER	NOT SOLE SOURCE	557	1,542,083
NULL Total				666	1,484,620
Grand Total				86,139	7,290,486,626

Department: (All)
 Socio-Economic Category: SDB

FUNDING_DEPARTMENT_NAME	(All)
SDB	YES

EXTENT_COMPETED_DESCRIPTION	TYPE_OF_SET_ASIDE_DESCRIPTION	EVALUATED_PREFERENCE	SOLE_SOURCE_CATEGORY	Values	
				SB_Action	SB_\$
COMPETED UNDER SAP	8(A) SOLE SOURCE	No Preference used	SOLE SOURCE	6	62,926
	8A COMPETED	No Preference used	NOT SOLE SOURCE	1,383	194,620,266
	BUY INDIAN	No Preference used	NOT SOLE SOURCE	131	7,617,370
	ECONOMICALLY DISADVANTAGED WOMEN OWNED SMALL BUSINESS	No Preference used	NOT SOLE SOURCE	178	8,359,949
	HUBZONE SET-ASIDE	No Preference used	NOT SOLE SOURCE	997	41,413,874
	NO SET ASIDE USED.	Combined HUB/SDB Preference	NOT SOLE SOURCE	1	0
	NO SET ASIDE USED.	No Preference used	NOT SOLE SOURCE	62,670	716,475,535
	RESERVED FOR SMALL BUSINESS	No Preference used	NOT SOLE SOURCE	39	-1
	SERVICE DISABLED VETERAN OWNED SMALL BUSINESS SET-ASIDE	No Preference used	NOT SOLE SOURCE	5,292	268,084,194
	SMALL BUSINESS SET ASIDE - PARTIAL	No Preference used	NOT SOLE SOURCE	451	6,309,691
	SMALL BUSINESS SET ASIDE - TOTAL	No Preference used	NOT SOLE SOURCE	41,720	919,668,594
	VETERAN SET ASIDE	No Preference used	NOT SOLE SOURCE	219	9,460,108
	WOMEN OWNED SMALL BUSINESS	No Preference used	NOT SOLE SOURCE	736	36,076,603
	INDIAN SMALL BUSINESS ECONOMIC ENTERPRISE	No Preference used	NOT SOLE SOURCE	945	28,493,265
	INDIAN ECONOMIC ENTERPRISE	No Preference used	NOT SOLE SOURCE	51	3,490,471
	NULL	No Preference used	NOT SOLE SOURCE	243	20,114,910
COMPETED UNDER SAP Total				115,062	2,260,247,755
COMPETITIVE DELIVERY ORDER	8(A) SOLE SOURCE	No Preference used	SOLE SOURCE	9	0
	8(A) SOLE SOURCE	OTHER	SOLE SOURCE	1	0
	8A COMPETED	No Preference used	NOT SOLE SOURCE	80	-2,231,301
	8A COMPETED	OTHER	NOT SOLE SOURCE	1	-58
	HUBZONE SET-ASIDE	No Preference used	NOT SOLE SOURCE	2	-4,960
	NO SET ASIDE USED.	No Preference used	NOT SOLE SOURCE	304	-548,740
	NO SET ASIDE USED.	OTHER	NOT SOLE SOURCE	38	0
	NO SET ASIDE USED.	SDB Price Evaluation Adjustment	NOT SOLE SOURCE	1	0
	SERVICE DISABLED VETERAN OWNED SMALL BUSINESS SET-ASIDE	No Preference used	NOT SOLE SOURCE	8	-3
	SMALL BUSINESS SET ASIDE - PARTIAL	No Preference used	NOT SOLE SOURCE	4	-919,071
	SMALL BUSINESS SET ASIDE - TOTAL	No Preference used	NOT SOLE SOURCE	960	179,138
	NULL	No Preference used	NOT SOLE SOURCE	51	-374,794
COMPETITIVE DELIVERY ORDER Total				1,459	-3,899,791
FOLLOW ON TO COMPETED ACTION	8(A) SOLE SOURCE	No Preference used	SOLE SOURCE	2	0
	8(A) WITH HUB ZONE PREFERENCE	No Preference used	NOT SOLE SOURCE	1	0
	8A COMPETED	No Preference used	NOT SOLE SOURCE	10	0
	NO SET ASIDE USED.	No Preference used	NOT SOLE SOURCE	27	-235,498
	SMALL BUSINESS SET ASIDE - TOTAL	No Preference used	NOT SOLE SOURCE	2	0
FOLLOW ON TO COMPETED ACTION Total				42	-235,498
FULL AND OPEN COMPETITION	8(A) SOLE SOURCE	No Preference used	SOLE SOURCE	400	56,871,737
	8(A) SOLE SOURCE	OTHER	SOLE SOURCE	46	2,192,850
	8(A) WITH HUB ZONE PREFERENCE	OTHER	NOT SOLE SOURCE	1	0
	8A COMPETED	No Preference used	NOT SOLE SOURCE	736	269,640,279
	8A COMPETED	OTHER	NOT SOLE SOURCE	6	-87,724
	ECONOMICALLY DISADVANTAGED WOMEN OWNED SMALL BUSINESS	No Preference used	NOT SOLE SOURCE	31	6,393,608
	HUBZONE SET-ASIDE	No Preference used	NOT SOLE SOURCE	182	55,991,087
	HUBZONE SET-ASIDE	OTHER	NOT SOLE SOURCE	2	184,578
	HUBZONE SOLE SOURCE	No Preference used	SOLE SOURCE	8	902,668
	NO SET ASIDE USED.	Combined HUB/SDB Preference	NOT SOLE SOURCE	1	0
	NO SET ASIDE USED.	HUBZone Price Evaluation Preference	NOT SOLE SOURCE	203	66,803,071
	NO SET ASIDE USED.	No Preference used	NOT SOLE SOURCE	100,640	5,612,840,687
	NO SET ASIDE USED.	OTHER	NOT SOLE SOURCE	7	3,309,459
	NO SET ASIDE USED.	SDB Price Evaluation Adjustment	NOT SOLE SOURCE	5	16,543
	SDVOSB SOLE SOURCE	No Preference used	SOLE SOURCE	69	7,059,273
	SDVOSB SOLE SOURCE	OTHER	SOLE SOURCE	1	202,833
	SERVICE DISABLED VETERAN OWNED SMALL BUSINESS SET-ASIDE	No Preference used	NOT SOLE SOURCE	1,029	386,593,055

EXTENT_COMPETED_DESCRIPTION	TYPE_OF_SET_ASIDE_DESCRIPTION	EVALUATED_PREFERENCE	SOLE_SOURCE_CATEGORY	SB_Action	SB_
FULL AND OPEN COMPETITION	SERVICE DISABLED VETERAN OWNED SMALL BUSINESS SET-ASIDE	OTHER	NOT SOLE SOURCE	1	1,011,000
	SMALL BUSINESS SET ASIDE - PARTIAL	No Preference used	NOT SOLE SOURCE	112	19,297,195
	SMALL BUSINESS SET ASIDE - PARTIAL	OTHER	NOT SOLE SOURCE	1	9,879
	SMALL BUSINESS SET ASIDE - TOTAL	No Preference used	NOT SOLE SOURCE	5,896	889,635,731
	SMALL BUSINESS SET ASIDE - TOTAL	OTHER	NOT SOLE SOURCE	124	12,975,265
	WOMEN OWNED SMALL BUSINESS	No Preference used	NOT SOLE SOURCE	181	58,121,437
	WOMEN OWNED SMALL BUSINESS	OTHER	NOT SOLE SOURCE	2	18,960
	WOMEN OWNED SMALL BUSINESS SOLE SOURCE	No Preference used	NOT SOLE SOURCE	5	119,894
	WOMEN OWNED SMALL BUSINESS SOLE SOURCE		WOSB_SS_MFG	1	8,438
	WOMEN OWNED SMALL BUSINESS SOLE SOURCE		WOSB_SS_Non_MFG	16	4,242,611
	ECONOMICALLY DISADVANTAGED WOMEN OWNED SMALL BUSINESS SOLE SOURCE	No Preference used	EDWOSB_SS_NON_MFG	2	100,535
	ECONOMICALLY DISADVANTAGED WOMEN OWNED SMALL BUSINESS SOLE SOURCE		NOT SOLE SOURCE	1	9,564
	NULL	No Preference used	NOT SOLE SOURCE	150	9,912,022
	NULL	OTHER	NOT SOLE SOURCE	1,130	53,353,480
FULL AND OPEN COMPETITION Total				110,989	7,517,730,017
FULL AND OPEN COMPETITION AFTER EXCLUSION OF SOURCES	8(A) SOLE SOURCE	No Preference used	SOLE SOURCE	980	260,835,267
	8(A) WITH HUB ZONE PREFERENCE	No Preference used	NOT SOLE SOURCE	10	257,813
	8(A) WITH HUB ZONE PREFERENCE	SDB Preferential Consideration Partial SB Set Aside	NOT SOLE SOURCE	1	0
	8A COMPETED	No Preference used	NOT SOLE SOURCE	32,306	7,368,397,134
	8A COMPETED	OTHER	NOT SOLE SOURCE	4	-11,457
	BUY INDIAN	No Preference used	NOT SOLE SOURCE	167	15,827,169
	ECONOMICALLY DISADVANTAGED WOMEN OWNED SMALL BUSINESS	No Preference used	NOT SOLE SOURCE	416	40,899,829
	EMERGING SMALL BUSINESS SET ASIDE	No Preference used	NOT SOLE SOURCE	1	0
	HUBZONE SET-ASIDE	No Preference used	NOT SOLE SOURCE	5,840	787,851,800
	HUBZONE SOLE SOURCE	No Preference used	SOLE SOURCE	10	591,623
	NO SET ASIDE USED.	No Preference used	NOT SOLE SOURCE	971	84,671,148
	NO SET ASIDE USED.	OTHER	NOT SOLE SOURCE	6	-9,612
	NO SET ASIDE USED.	SDB Preferential Consideration Partial SB Set Aside	NOT SOLE SOURCE	2	300,837
	RESERVED FOR SMALL BUSINESS	No Preference used	NOT SOLE SOURCE	1	1,000
	SDVOB SOLE SOURCE	No Preference used	SOLE SOURCE	27	3,084,483
	SERVICE DISABLED VETERAN OWNED SMALL BUSINESS SET-ASIDE	No Preference used	NOT SOLE SOURCE	8,741	1,408,338,664
	SMALL BUSINESS SET ASIDE - PARTIAL	No Preference used	NOT SOLE SOURCE	1,633	467,341,737
	SMALL BUSINESS SET ASIDE - PARTIAL	OTHER	NOT SOLE SOURCE	1	0
	SMALL BUSINESS SET ASIDE - TOTAL	No Preference used	NOT SOLE SOURCE	59,903	9,283,816,671
	SMALL BUSINESS SET ASIDE - TOTAL	OTHER	NOT SOLE SOURCE	12	-276,764
	VETERAN SET ASIDE	No Preference used	NOT SOLE SOURCE	109	22,537,225
	WOMEN OWNED SMALL BUSINESS	No Preference used	NOT SOLE SOURCE	1,053	195,783,481
	INDIAN SMALL BUSINESS ECONOMIC ENTERPRISE	No Preference used	NOT SOLE SOURCE	135	32,549,756
	WOMEN OWNED SMALL BUSINESS SOLE SOURCE	No Preference used	NOT SOLE SOURCE	14	28,724
	WOMEN OWNED SMALL BUSINESS SOLE SOURCE		WOSB_SS_MFG	1	10,692
	WOMEN OWNED SMALL BUSINESS SOLE SOURCE		WOSB_SS_Non_MFG	11	625,346
	INDIAN ECONOMIC ENTERPRISE	No Preference used	NOT SOLE SOURCE	20	1,996,543
	NULL	No Preference used	NOT SOLE SOURCE	72	74,321,119
	NULL	OTHER	NOT SOLE SOURCE	7	-318,930
FULL AND OPEN COMPETITION AFTER EXCLUSION OF SOURCES Total				112,454	20,049,451,299
NON-COMPETITIVE DELIVERY ORDER	8(A) SOLE SOURCE	No Preference used	SOLE SOURCE	25	-9
	8(A) SOLE SOURCE	OTHER	SOLE SOURCE	1	0
	8A COMPETED	No Preference used	NOT SOLE SOURCE	17	-376,943
	NO SET ASIDE USED.	No Preference used	NOT SOLE SOURCE	56	-474,511
	SERVICE DISABLED VETERAN OWNED SMALL BUSINESS SET-ASIDE	No Preference used	NOT SOLE SOURCE	2	0
	SMALL BUSINESS SET ASIDE - PARTIAL	No Preference used	NOT SOLE SOURCE	1	0
	SMALL BUSINESS SET ASIDE - TOTAL	No Preference used	NOT SOLE SOURCE	37	-62,789
	SMALL BUSINESS SET ASIDE - TOTAL	OTHER	NOT SOLE SOURCE	2	0
	NULL	No Preference used	NOT SOLE SOURCE	7	0
	NULL	OTHER	NOT SOLE SOURCE	4	0
NON-COMPETITIVE DELIVERY ORDER Total				152	-914,252
NOT AVAILABLE FOR COMPETITION	8(A) SOLE SOURCE	No Preference used	SOLE SOURCE	41,959	6,788,782,353
	8(A) SOLE SOURCE	OTHER	SOLE SOURCE	561	33,023,126
	8(A) WITH HUB ZONE PREFERENCE	No Preference used	NOT SOLE SOURCE	5	0

EXTENT_COMPETED_DESCRIPTION	TYPE_OF_SET_ASIDE_DESCRIPTION	EVALUATED_PREFERENCE	SOLE_SOURCE_CATEGORY	SB_Action	SB_\$_
NOT AVAILABLE FOR COMPETITION	8A COMPETED	No Preference used	NOT SOLE SOURCE	5	0
	HUBZONE SOLE SOURCE	No Preference used	SOLE SOURCE	284	44,099,387
	HUBZONE SOLE SOURCE	OTHER	SOLE SOURCE	1	346,534
	NO SET ASIDE USED.	No Preference used	NOT SOLE SOURCE	4,150	634,243,618
	NO SET ASIDE USED.	OTHER	NOT SOLE SOURCE	7	-19,962
	SDVOSB SOLE SOURCE	No Preference used	SOLE SOURCE	273	30,151,731
	SERVICE DISABLED VETERAN OWNED SMALL BUSINESS SET-ASIDE	OTHER	NOT SOLE SOURCE	1	0
	SMALL BUSINESS SET ASIDE - TOTAL	No Preference used	NOT SOLE SOURCE	7	1,058,358
	SMALL BUSINESS SET ASIDE - TOTAL	OTHER	NOT SOLE SOURCE	44	2,436,931
	VETERAN SOLE SOURCE	No Preference used	SOLE SOURCE	5	61,849
	WOMEN OWNED SMALL BUSINESS	OTHER	NOT SOLE SOURCE	1	9,103
	INDIAN SMALL BUSINESS ECONOMIC ENTERPRISE	No Preference used	NOT SOLE SOURCE	7	7,651
	WOMEN OWNED SMALL BUSINESS SOLE SOURCE	No Preference used	NOT SOLE SOURCE	6	175,403
	WOMEN OWNED SMALL BUSINESS SOLE SOURCE		WOSB_SS_MFG	6	1,574,432
	WOMEN OWNED SMALL BUSINESS SOLE SOURCE		WOSB_SS_Non_MFG	90	13,112,942
	INDIAN ECONOMIC ENTERPRISE	No Preference used	NOT SOLE SOURCE	6	2,935,446
	ECONOMICALLY DISADVANTAGED WOMEN OWNED SMALL BUSINESS SOLE SOURCE	No Preference used	EDWOSB_SS_NON_MFG	40	5,875,008
	ECONOMICALLY DISADVANTAGED WOMEN OWNED SMALL BUSINESS SOLE SOURCE		NOT SOLE SOURCE	2	13,493
	NULL	No Preference used	NOT SOLE SOURCE	4	-19,503
	NULL	OTHER	NOT SOLE SOURCE	51	1,372,864
NOT AVAILABLE FOR COMPETITION Total				47,515	7,559,240,763
NOT COMPETED	8(A) SOLE SOURCE	No Preference used	SOLE SOURCE	20	78,809
	8(A) WITH HUB ZONE PREFERENCE	No Preference used	NOT SOLE SOURCE	1	0
	NO SET ASIDE USED.	No Preference used	NOT SOLE SOURCE	24,575	1,122,253,725
	NO SET ASIDE USED.	OTHER	NOT SOLE SOURCE	1	-219,284
	SDVOSB SOLE SOURCE	No Preference used	SOLE SOURCE	4	333,369
	SERVICE DISABLED VETERAN OWNED SMALL BUSINESS SET-ASIDE	No Preference used	NOT SOLE SOURCE	2	23,358
	SMALL BUSINESS SET ASIDE - TOTAL	No Preference used	NOT SOLE SOURCE	5	2,509
	NULL	No Preference used	NOT SOLE SOURCE	3	0
	NULL	OTHER	NOT SOLE SOURCE	7	-351
NOT COMPETED Total				24,618	1,122,472,135
NOT COMPETED UNDER SAP	8(A) SOLE SOURCE	No Preference used	SOLE SOURCE	11,555	1,258,071,373
	8A COMPETED	No Preference used	NOT SOLE SOURCE	1	-11,063
	HUBZONE SOLE SOURCE	No Preference used	SOLE SOURCE	129	5,395,963
	NO SET ASIDE USED.	No Preference used	NOT SOLE SOURCE	15,432	427,626,924
	RESERVED FOR SMALL BUSINESS	No Preference used	NOT SOLE SOURCE	7	0
	SDVOSB SOLE SOURCE	No Preference used	SOLE SOURCE	266	19,324,123
	SMALL BUSINESS SET ASIDE - TOTAL	No Preference used	NOT SOLE SOURCE	2	347,945
	VETERAN SOLE SOURCE	No Preference used	SOLE SOURCE	9	167,664
	INDIAN SMALL BUSINESS ECONOMIC ENTERPRISE	No Preference used	NOT SOLE SOURCE	12	1,068,272
	WOMEN OWNED SMALL BUSINESS SOLE SOURCE	No Preference used	NOT SOLE SOURCE	8	250,233
	WOMEN OWNED SMALL BUSINESS SOLE SOURCE		WOSB_SS_MFG	10	480,998
	WOMEN OWNED SMALL BUSINESS SOLE SOURCE		WOSB_SS_Non_MFG	64	3,219,359
	INDIAN ECONOMIC ENTERPRISE	No Preference used	NOT SOLE SOURCE	1	149,876
	ECONOMICALLY DISADVANTAGED WOMEN OWNED SMALL BUSINESS SOLE SOURCE	No Preference used	EDWOSB_SS_NON_MFG	24	2,358,958
	NULL	No Preference used	NOT SOLE SOURCE	5	27,281
	NULL	OTHER	NOT SOLE SOURCE	8	0
NOT COMPETED UNDER SAP Total				27,533	1,718,477,907
NULL	8(A) SOLE SOURCE	No Preference used	SOLE SOURCE	28	-68,038
	8A COMPETED	No Preference used	NOT SOLE SOURCE	34	-209,880
	NO SET ASIDE USED.	HUBZone Price Evaluation Preference	NOT SOLE SOURCE	1	0
	NO SET ASIDE USED.	No Preference used	NOT SOLE SOURCE	129	1,018,563
	NO SET ASIDE USED.	OTHER	NOT SOLE SOURCE	2	134,681
	RESERVED FOR SMALL BUSINESS	No Preference used	NOT SOLE SOURCE	1	0
	SMALL BUSINESS SET ASIDE - TOTAL	No Preference used	NOT SOLE SOURCE	248	23,893
	NULL	No Preference used	NOT SOLE SOURCE	24	0
	NULL	OTHER	NOT SOLE SOURCE	3,578	11,366,480
NULL Total				4,045	12,265,700
Grand Total				443,869	40,234,836,035

Department: (All)

Socio-Economic Category: INDIAN_TRIBE

FUNDING_DEPARTMENT_NAME	(All)
INDIAN_TRIBE	YES

EXTENT_COMPETED_DESCRIPTION	TYPE_OF_SET_ASIDE_DESCRIPTION	EVALUATED_PREFERENCE	SOLE_SOURCE_CATEGORY	Values	
				SB_Action	SB_\$
COMPETED UNDER SAP	8A COMPETED	No Preference used	NOT SOLE SOURCE	52	14,090,429
	BUY INDIAN	No Preference used	NOT SOLE SOURCE	21	407,425
	ECONOMICALLY DISADVANTAGED WOMEN OWNED SMALL BUSINESS	No Preference used	NOT SOLE SOURCE	5	553,726
	HUBZONE SET-ASIDE	No Preference used	NOT SOLE SOURCE	2	27,752
	NO SET ASIDE USED.	No Preference used	NOT SOLE SOURCE	306	4,606,903
	SERVICE DISABLED VETERAN OWNED SMALL BUSINESS SET-ASIDE	No Preference used	NOT SOLE SOURCE	22	1,399,260
	SMALL BUSINESS SET ASIDE - PARTIAL	No Preference used	NOT SOLE SOURCE	8	212,073
	SMALL BUSINESS SET ASIDE - TOTAL	No Preference used	NOT SOLE SOURCE	373	10,872,632
	WOMEN OWNED SMALL BUSINESS	No Preference used	NOT SOLE SOURCE	3	25,942
	INDIAN SMALL BUSINESS ECONOMIC ENTERPRISE	No Preference used	NOT SOLE SOURCE	109	2,149,582
	INDIAN ECONOMIC ENTERPRISE	No Preference used	NOT SOLE SOURCE	11	333,391
COMPETED UNDER SAP Total				912	34,679,115
COMPETITIVE DELIVERY ORDER	NO SET ASIDE USED.	No Preference used	NOT SOLE SOURCE	1	0
COMPETITIVE DELIVERY ORDER Total				1	0
FULL AND OPEN COMPETITION	8(A) SOLE SOURCE	No Preference used	SOLE SOURCE	3	92,884
	8A COMPETED	No Preference used	NOT SOLE SOURCE	10	10,876,642
	NO SET ASIDE USED.	No Preference used	NOT SOLE SOURCE	443	88,267,472
	SERVICE DISABLED VETERAN OWNED SMALL BUSINESS SET-ASIDE	No Preference used	NOT SOLE SOURCE	3	22,609
	SMALL BUSINESS SET ASIDE - TOTAL	No Preference used	NOT SOLE SOURCE	23	9,584,815
FULL AND OPEN COMPETITION Total				482	108,844,422
FULL AND OPEN COMPETITION AFTER EXCLUSION OF SOURCES	8(A) SOLE SOURCE	No Preference used	SOLE SOURCE	3	912,556
	8A COMPETED	No Preference used	NOT SOLE SOURCE	1,072	149,751,375
	BUY INDIAN	No Preference used	NOT SOLE SOURCE	26	9,527,140
	ECONOMICALLY DISADVANTAGED WOMEN OWNED SMALL BUSINESS	No Preference used	NOT SOLE SOURCE	1	-6,522
	HUBZONE SET-ASIDE	No Preference used	NOT SOLE SOURCE	95	3,948,520
	NO SET ASIDE USED.	No Preference used	NOT SOLE SOURCE	3	17,543
	SERVICE DISABLED VETERAN OWNED SMALL BUSINESS SET-ASIDE	No Preference used	NOT SOLE SOURCE	6	4,688,822
	SMALL BUSINESS SET ASIDE - PARTIAL	No Preference used	NOT SOLE SOURCE	7	349,713
	SMALL BUSINESS SET ASIDE - TOTAL	No Preference used	NOT SOLE SOURCE	766	236,484,655
	WOMEN OWNED SMALL BUSINESS	No Preference used	NOT SOLE SOURCE	128	9,698,326
	INDIAN SMALL BUSINESS ECONOMIC ENTERPRISE	No Preference used	NOT SOLE SOURCE	38	221,726
	INDIAN ECONOMIC ENTERPRISE	No Preference used	NOT SOLE SOURCE	4	6,270
FULL AND OPEN COMPETITION AFTER EXCLUSION OF SOURCES Total				2,149	415,600,125
NOT AVAILABLE FOR COMPETITION	8(A) SOLE SOURCE	No Preference used	SOLE SOURCE	2,304	499,423,517
	HUBZONE SOLE SOURCE	No Preference used	SOLE SOURCE	16	1,864,411
	NO SET ASIDE USED.	No Preference used	NOT SOLE SOURCE	250	34,009,975
NOT AVAILABLE FOR COMPETITION Total				2,570	535,297,904
NOT COMPETED	NO SET ASIDE USED.	No Preference used	NOT SOLE SOURCE	317	61,094,505
NOT COMPETED Total				317	61,094,505
NOT COMPETED UNDER SAP	8(A) SOLE SOURCE	No Preference used	SOLE SOURCE	478	56,429,398
	HUBZONE SOLE SOURCE	No Preference used	SOLE SOURCE	4	82,505
	NO SET ASIDE USED.	No Preference used	NOT SOLE SOURCE	195	13,311,718
	INDIAN SMALL BUSINESS ECONOMIC ENTERPRISE	No Preference used	NOT SOLE SOURCE	1	14,975
	ECONOMICALLY DISADVANTAGED WOMEN OWNED SMALL BUSINESS SOLE SOURCE	No Preference used	EDWOSB_SS_NON_MFG	2	9,099
NOT COMPETED UNDER SAP Total				680	69,847,695
NULL	NULL	OTHER	NOT SOLE SOURCE	66	0
NULL Total				66	0
Grand Total				7,177	1,225,363,766

Department: (All)

Socio-Economic Category: NATIVE_HAWAIIAN_ORGANIZATION

FUNDING_DEPARTMENT_NAME	(All)
NATIVE_HAWAIIAN_ORGANIZATION	YES

EXTENT_COMPETED_DESCRIPTION	TYPE_OF_SET_ASIDE_DESCRIPTION	EVALUATED_PREFERENCE	SOLE_SOURCE_CATEGORY	Values	
				SB_Action	SB_\$
COMPETED UNDER SAP	8A COMPETED	No Preference used	NOT SOLE SOURCE	8	2,146,763
	NO SET ASIDE USED.	No Preference used	NOT SOLE SOURCE	29	610,618
	SERVICE DISABLED VETERAN OWNED SMALL BUSINESS SET-ASIDE	No Preference used	NOT SOLE SOURCE	7	108,923
	SMALL BUSINESS SET ASIDE - PARTIAL	No Preference used	NOT SOLE SOURCE	10	66,158
	SMALL BUSINESS SET ASIDE - TOTAL	No Preference used	NOT SOLE SOURCE	161	2,433,314
COMPETED UNDER SAP Total				215	5,365,776
FULL AND OPEN COMPETITION	NO SET ASIDE USED.	No Preference used	NOT SOLE SOURCE	66	13,116,461
	WOMEN OWNED SMALL BUSINESS	No Preference used	NOT SOLE SOURCE	3	95,947
FULL AND OPEN COMPETITION Total				69	13,212,408
FULL AND OPEN COMPETITION AFTER EXCLUSION OF SOURCES	8(A) SOLE SOURCE	No Preference used	SOLE SOURCE	1	419,433
	8A COMPETED	No Preference used	NOT SOLE SOURCE	459	129,714,410
	HUBZONE SET-ASIDE	No Preference used	NOT SOLE SOURCE	14	8,600,266
	NO SET ASIDE USED.	No Preference used	NOT SOLE SOURCE	1	123,215
	SERVICE DISABLED VETERAN OWNED SMALL BUSINESS SET-ASIDE	No Preference used	NOT SOLE SOURCE	39	10,022,159
	SMALL BUSINESS SET ASIDE - PARTIAL	No Preference used	NOT SOLE SOURCE	14	645,090
	SMALL BUSINESS SET ASIDE - TOTAL	No Preference used	NOT SOLE SOURCE	891	113,884,769
FULL AND OPEN COMPETITION AFTER EXCLUSION OF SOURCES Total				1,419	263,409,343
NOT AVAILABLE FOR COMPETITION	8(A) SOLE SOURCE	No Preference used	SOLE SOURCE	772	234,777,341
	NO SET ASIDE USED.	No Preference used	NOT SOLE SOURCE	42	15,338,691
	WOMEN OWNED SMALL BUSINESS SOLE SOURCE	No Preference used	WOSB_SS_Non_MFG	2	6,500,000
NOT AVAILABLE FOR COMPETITION Total				816	256,616,032
NOT COMPETED	NO SET ASIDE USED.	No Preference used	NOT SOLE SOURCE	70	20,983,024
NOT COMPETED Total				70	20,983,024
NOT COMPETED UNDER SAP	8(A) SOLE SOURCE	No Preference used	SOLE SOURCE	173	29,223,871
	NO SET ASIDE USED.	No Preference used	NOT SOLE SOURCE	46	10,079,528
NOT COMPETED UNDER SAP Total				219	39,303,399
NULL	NULL	OTHER	NOT SOLE SOURCE	14	0
NULL Total				14	0
Grand Total				2,822	598,889,982

Department: (All)
 Socio-Economic Category: ALASKAN_NATIVE_CORPORATION

FUNDING_DEPARTMENT_NAME	(All)
ALASKAN_NATIVE_CORPORATION	YES

EXTENT_COMPETED_DESCRIPTION	TYPE_OF_SET_ASIDE_DESCRIPTION	EVALUATED_PREFERENCE	SOLE_SOURCE_CATEGORY	Values	
				SB_Action	SB_\$
COMPETED UNDER SAP	8A COMPETED	No Preference used	NOT SOLE SOURCE	73	20,019,493
	BUY INDIAN	No Preference used	NOT SOLE SOURCE	14	1,329,785
	HUBZONE SET-ASIDE	No Preference used	NOT SOLE SOURCE	6	860,106
	NO SET ASIDE USED.	No Preference used	NOT SOLE SOURCE	282	8,263,473
	SMALL BUSINESS SET ASIDE - TOTAL	No Preference used	NOT SOLE SOURCE	251	33,730,141
	INDIAN SMALL BUSINESS ECONOMIC ENTERPRISE	No Preference used	NOT SOLE SOURCE	32	5,353,113
	INDIAN ECONOMIC ENTERPRISE	No Preference used	NOT SOLE SOURCE	3	1,125,591
COMPETED UNDER SAP Total				661	70,681,703
COMPETITIVE DELIVERY ORDER	NO SET ASIDE USED.	No Preference used	NOT SOLE SOURCE	1	0
	SMALL BUSINESS SET ASIDE - TOTAL	No Preference used	NOT SOLE SOURCE	8	-351,026
COMPETITIVE DELIVERY ORDER Total				9	-351,026
FULL AND OPEN COMPETITION	8(A) SOLE SOURCE	No Preference used	SOLE SOURCE	14	3,434,890
	8A COMPETED	No Preference used	NOT SOLE SOURCE	70	41,593,222
	NO SET ASIDE USED.	HUBZone Price Evaluation Preference	NOT SOLE SOURCE	2	7,154,804
	NO SET ASIDE USED.	No Preference used	NOT SOLE SOURCE	2,260	590,869,810
	SMALL BUSINESS SET ASIDE - TOTAL	No Preference used	NOT SOLE SOURCE	208	28,279,408
FULL AND OPEN COMPETITION Total				2,554	671,332,133
FULL AND OPEN COMPETITION AFTER	8(A) SOLE SOURCE	No Preference used	SOLE SOURCE	57	24,628,095
	8A COMPETED	No Preference used	NOT SOLE SOURCE	6,911	2,170,594,343
	BUY INDIAN	No Preference used	NOT SOLE SOURCE	20	3,535,886
	HUBZONE SET-ASIDE	No Preference used	NOT SOLE SOURCE	401	59,962,783
	NO SET ASIDE USED.	No Preference used	NOT SOLE SOURCE	188	31,362,871
	SERVICE DISABLED VETERAN OWNED SMALL BUSINESS SET-ASIDE	No Preference used	NOT SOLE SOURCE	9	365,512
	SMALL BUSINESS SET ASIDE - PARTIAL	No Preference used	NOT SOLE SOURCE	206	126,001,309
	SMALL BUSINESS SET ASIDE - TOTAL	No Preference used	NOT SOLE SOURCE	3,766	1,516,595,966
	INDIAN SMALL BUSINESS ECONOMIC ENTERPRISE	No Preference used	NOT SOLE SOURCE	20	20,764,426
	INDIAN ECONOMIC ENTERPRISE	No Preference used	NOT SOLE SOURCE	6	675,007
	NULL	No Preference used	NOT SOLE SOURCE	15	28,588,890
FULL AND OPEN COMPETITION AFTER				11,599	3,983,075,088
NON-COMPETITIVE DELIVERY ORDER	SMALL BUSINESS SET ASIDE - TOTAL	No Preference used	NOT SOLE SOURCE	6	-2,942
NON-COMPETITIVE DELIVERY ORDER				6	-2,942
NOT AVAILABLE FOR COMPETITION	8(A) SOLE SOURCE	No Preference used	SOLE SOURCE	6,124	1,723,109,182
	8A COMPETED	No Preference used	NOT SOLE SOURCE	4	0
	HUBZONE SOLE SOURCE	No Preference used	SOLE SOURCE	7	-22,646
	NO SET ASIDE USED.	No Preference used	NOT SOLE SOURCE	519	185,650,675
	INDIAN SMALL BUSINESS ECONOMIC ENTERPRISE	No Preference used	NOT SOLE SOURCE	7	7,651
	INDIAN ECONOMIC ENTERPRISE	No Preference used	NOT SOLE SOURCE	1	1,755,291
	NULL	OTHER	NOT SOLE SOURCE	1	-60,399
NOT AVAILABLE FOR COMPETITION Total				6,663	1,910,439,753
NOT COMPETED	NO SET ASIDE USED.	No Preference used	NOT SOLE SOURCE	528	213,964,073
NOT COMPETED Total				528	213,964,073
NOT COMPETED UNDER SAP	8(A) SOLE SOURCE	No Preference used	SOLE SOURCE	755	162,020,797
	NO SET ASIDE USED.	No Preference used	NOT SOLE SOURCE	246	40,753,960
	RESERVED FOR SMALL BUSINESS	No Preference used	NOT SOLE SOURCE	1	0
	INDIAN SMALL BUSINESS ECONOMIC ENTERPRISE	No Preference used	NOT SOLE SOURCE	2	500,000
NOT COMPETED UNDER SAP Total				1,004	203,274,758
NULL	8(A) SOLE SOURCE	No Preference used	SOLE SOURCE	1	-1,597
	NO SET ASIDE USED.	No Preference used	NOT SOLE SOURCE	2	0
	SMALL BUSINESS SET ASIDE - TOTAL	No Preference used	NOT SOLE SOURCE	4	-2,423
	NULL	OTHER	NOT SOLE SOURCE	27	3,000,000
NULL Total				34	2,995,980
Grand Total				23,058	7,055,409,519

Department: (All)

Socio-Economic Category: WOSB_EDWOSB

FUNDING_DEPARTMENT_NAME	(All)
WOSB_EDWOSB	YES

EXTENT_COMPETED_DESCRIPTION	TYPE_OF_SET_ASIDE_DESCRIPTION	EVALUATED_PREFERENCE	Values	
			SB_Action	SB_ \$
COMPETED UNDER SAP	8(A) SOLE SOURCE	No Preference used	6	62,926
	8A COMPETED	No Preference used	494	68,425,174
	BUY INDIAN	No Preference used	32	557,279
	ECONOMICALLY DISADVANTAGED WOMEN OWNED SMALL BUSINESS	No Preference used	216	9,803,824
	HUBZONE SET-ASIDE	No Preference used	726	19,318,285
	NO SET ASIDE USED.	Combined HUB/SDB Preference	1	0
	NO SET ASIDE USED.	No Preference used	117,209	712,642,674
	RESERVED FOR SMALL BUSINESS	No Preference used	81	-7,445
	SERVICE DISABLED VETERAN OWNED SMALL BUSINESS SET-ASIDE	No Preference used	784	32,979,636
	SMALL BUSINESS SET ASIDE - PARTIAL	No Preference used	484	6,357,559
	SMALL BUSINESS SET ASIDE - TOTAL	No Preference used	42,453	798,466,569
	VETERAN SET ASIDE	No Preference used	48	2,006,278
	WOMEN OWNED SMALL BUSINESS	No Preference used	1,487	67,038,305
	INDIAN SMALL BUSINESS ECONOMIC ENTERPRISE	No Preference used	256	4,778,142
	INDIAN ECONOMIC ENTERPRISE	No Preference used	15	1,095,102
	NULL	No Preference used	65	3,024,295
COMPETED UNDER SAP Total			164,357	1,726,548,602
COMPETITIVE DELIVERY ORDER	8(A) SOLE SOURCE	No Preference used	2	0
	8A COMPETED	No Preference used	22	-2
	8A COMPETED	OTHER	1	-58
	HUBZONE SET-ASIDE	No Preference used	2	-4,960
	NO SET ASIDE USED.	No Preference used	622	-74,118
	NO SET ASIDE USED.	OTHER	4	0
	NO SET ASIDE USED.	SDB Price Evaluation Adjustment	1	0
	SERVICE DISABLED VETERAN OWNED SMALL BUSINESS SET-ASIDE	No Preference used	2	0
	SMALL BUSINESS SET ASIDE - PARTIAL	No Preference used	2	-921,847
	SMALL BUSINESS SET ASIDE - TOTAL	No Preference used	859	-361,630
	NULL	No Preference used	137	110,516
	NULL	OTHER	11	666,178
COMPETITIVE DELIVERY ORDER Total			1,665	-585,921
FOLLOW ON TO COMPETED ACTION	8A COMPETED	No Preference used	1	0
	NO SET ASIDE USED.	No Preference used	47	7,490
	SMALL BUSINESS SET ASIDE - TOTAL	No Preference used	9	-3,507
	NULL	No Preference used	1	0
FOLLOW ON TO COMPETED ACTION Total			58	3,983
FULL AND OPEN COMPETITION	8(A) SOLE SOURCE	No Preference used	143	22,375,202
	8(A) SOLE SOURCE	OTHER	2	-2,948
	8A COMPETED	No Preference used	400	103,253,420
	8A COMPETED	OTHER	3	0
	ECONOMICALLY DISADVANTAGED WOMEN OWNED SMALL BUSINESS	No Preference used	47	10,152,281
	HUBZONE SET-ASIDE	No Preference used	37	8,640,103
	HUBZONE SET-ASIDE	OTHER	1	184,578
	HUBZONE SOLE SOURCE	No Preference used	3	27,956
	NO SET ASIDE USED.	HUBZone Price Evaluation Preference	66	23,174,985
	NO SET ASIDE USED.	No Preference used	145,586	4,772,884,841

EXTENT_COMPETED_DESCRIPTION	TYPE_OF_SET_ASIDE_DESCRIPTION	EVALUATED_PREFERENCE	SB_Action	SB_\$
FULL AND OPEN COMPETITION	NO SET ASIDE USED.	OTHER	7	3,342,845
	SDVOSB SOLE SOURCE	No Preference used	28	4,413,263
	SDVOSB SOLE SOURCE	OTHER	1	202,833
	SERVICE DISABLED VETERAN OWNED SMALL BUSINESS SET-ASIDE	No Preference used	209	129,864,305
	SERVICE DISABLED VETERAN OWNED SMALL BUSINESS SET-ASIDE	OTHER	1	1,011,000
	SMALL BUSINESS SET ASIDE - PARTIAL	No Preference used	135	14,455,061
	SMALL BUSINESS SET ASIDE - PARTIAL	OTHER	1	9,879
	SMALL BUSINESS SET ASIDE - TOTAL	No Preference used	6,923	792,873,624
	SMALL BUSINESS SET ASIDE - TOTAL	OTHER	294	40,868,126
	WOMEN OWNED SMALL BUSINESS	No Preference used	407	136,260,680
	WOMEN OWNED SMALL BUSINESS	OTHER	8	1,118,079
	WOMEN OWNED SMALL BUSINESS SOLE SOURCE	No Preference used	77	23,205,046
	WOMEN OWNED SMALL BUSINESS SOLE SOURCE	OTHER	2	135,044
	ECONOMICALLY DISADVANTAGED WOMEN OWNED SMALL BUSINESS SOLE SOURCE	No Preference used	3	110,100
	NULL	No Preference used	177	6,625,256
	NULL	OTHER	2,192	118,062,086
FULL AND OPEN COMPETITION Total			156,753	6,213,247,646
FULL AND OPEN COMPETITION AFTER EXCLUSION OF SOURCES	8(A) SOLE SOURCE	No Preference used	309	77,039,642
	8(A) WITH HUB ZONE PREFERENCE	No Preference used	6	0
	8A COMPETED	No Preference used	7,581	1,648,837,804
	BUY INDIAN	No Preference used	38	1,150,098
	ECONOMICALLY DISADVANTAGED WOMEN OWNED SMALL BUSINESS	No Preference used	461	44,374,517
	EMERGING SMALL BUSINESS SET ASIDE	No Preference used	1	0
	HUBZONE SET-ASIDE	No Preference used	3,411	381,224,197
	HUBZONE SOLE SOURCE	No Preference used	8	815,556
	NO SET ASIDE USED.	No Preference used	1,133	56,164,753
	NO SET ASIDE USED.	OTHER	2	0
	SDVOSB SOLE SOURCE	No Preference used	1	52,220
	SERVICE DISABLED VETERAN OWNED SMALL BUSINESS SET-ASIDE	No Preference used	877	144,890,177
	SMALL BUSINESS SET ASIDE - PARTIAL	No Preference used	1,194	240,753,623
	SMALL BUSINESS SET ASIDE - TOTAL	No Preference used	50,184	6,949,317,945
	SMALL BUSINESS SET ASIDE - TOTAL	OTHER	22	-594,569
	VETERAN SET ASIDE	No Preference used	26	9,304,620
	WOMEN OWNED SMALL BUSINESS	No Preference used	3,176	374,535,579
	INDIAN SMALL BUSINESS ECONOMIC ENTERPRISE	No Preference used	43	3,642,732
	WOMEN OWNED SMALL BUSINESS SOLE SOURCE	No Preference used	30	1,726,350
	INDIAN ECONOMIC ENTERPRISE	No Preference used	8	690,764
	ECONOMICALLY DISADVANTAGED WOMEN OWNED SMALL BUSINESS SOLE SOURCE	No Preference used	1	114,600
	NULL	No Preference used	83	51,240,841
FULL AND OPEN COMPETITION AFTER EXCLUSION OF SOURCES Total			68,595	9,985,281,449
NON-COMPETITIVE DELIVERY ORDER	8A COMPETED	No Preference used	6	-243,279
	NO SET ASIDE USED.	No Preference used	78	-457,242
	NO SET ASIDE USED.	OTHER	1	0
	SMALL BUSINESS SET ASIDE - TOTAL	No Preference used	38	-74,650
	NULL	No Preference used	6	-3,286
	NULL	OTHER	5	0
NON-COMPETITIVE DELIVERY ORDER Total			134	-778,456
NOT AVAILABLE FOR COMPETITION	8(A) SOLE SOURCE	No Preference used	11,507	1,445,942,349
	8(A) SOLE SOURCE	OTHER	117	7,772,173
	HUBZONE SET-ASIDE	No Preference used	1	0
	HUBZONE SOLE SOURCE	No Preference used	119	5,933,222
	NO SET ASIDE USED.	No Preference used	1,450	129,538,028
	NO SET ASIDE USED.	OTHER	1	0

EXTENT_COMPETED_DESCRIPTION	TYPE_OF_SET_ASIDE_DESCRIPTION	EVALUATED_PREFERENCE	SB_Action	SB_ \$
NOT AVAILABLE FOR COMPETITION	SDVOSB SOLE SOURCE	No Preference used	28	4,628,617
	SERVICE DISABLED VETERAN OWNED SMALL BUSINESS SET-ASIDE	OTHER	1	0
	SMALL BUSINESS SET ASIDE - TOTAL	No Preference used	7	1,019,060
	SMALL BUSINESS SET ASIDE - TOTAL	OTHER	7	614,191
	VETERAN SOLE SOURCE		1	81,138
	WOMEN OWNED SMALL BUSINESS	OTHER	1	9,103
	WOMEN OWNED SMALL BUSINESS SOLE SOURCE	No Preference used	194	30,248,486
	ECONOMICALLY DISADVANTAGED WOMEN OWNED SMALL BUSINESS SOLE SOURCE	No Preference used	44	6,061,977
	NULL	No Preference used	5	0
	NULL	OTHER	25	-607,036
NOT AVAILABLE FOR COMPETITION Total			13,508	1,631,241,307
NOT COMPETED	8(A) SOLE SOURCE	No Preference used	6	-16
	NO SET ASIDE USED.	No Preference used	7,467	614,559,665
	NO SET ASIDE USED.	OTHER	1	-219,284
	SMALL BUSINESS SET ASIDE - TOTAL	No Preference used	6	-8,240
	NULL	No Preference used	2	0
	NULL	OTHER	20	0
NOT COMPETED Total			7,502	614,332,125
NOT COMPETED UNDER SAP	8(A) SOLE SOURCE	No Preference used	3,697	326,716,842
	HUBZONE SOLE SOURCE	No Preference used	50	3,486,921
	NO SET ASIDE USED.	No Preference used	18,410	309,586,819
	RESERVED FOR SMALL BUSINESS	No Preference used	7	-1,274
	SDVOSB SOLE SOURCE	No Preference used	24	1,354,153
	SMALL BUSINESS SET ASIDE - TOTAL	No Preference used	10	19,186
	VETERAN SOLE SOURCE		2	4,323
	INDIAN SMALL BUSINESS ECONOMIC ENTERPRISE	No Preference used	4	2,790
	WOMEN OWNED SMALL BUSINESS SOLE SOURCE	No Preference used	170	13,087,513
	ECONOMICALLY DISADVANTAGED WOMEN OWNED SMALL BUSINESS SOLE SOURCE	No Preference used	25	2,407,458
	NULL	No Preference used	9	225,028
	NULL	OTHER	6	0
NOT COMPETED UNDER SAP Total			22,414	656,889,759
NULL	8(A) SOLE SOURCE	No Preference used	8	-57,463
	8A COMPETED	No Preference used	6	-199,742
	NO SET ASIDE USED.	No Preference used	263	797,469
	RESERVED FOR SMALL BUSINESS	No Preference used	4	0
	SMALL BUSINESS SET ASIDE - TOTAL	No Preference used	241	-49,623
	NULL	No Preference used	39	-1
	NULL	OTHER	3,050	16,991,549
NULL Total			3,611	17,482,191
Grand Total			438,597	20,843,662,684

Department: HOMELAND SECURITY, DEPARTMENT OF
 Socio-Economic Category: Small Business

FUNDING DEPARTMENT NAME	HOMELAND SECURITY, DEPARTMENT OF
-------------------------	----------------------------------

EXTENT_COMPETED_DESCRIPTION	TYPE_OF_SET_ASIDE_DESCRIPTION	EVALUATED_PREFERENCE	SOLE_SOURCE_CATEGORY	Values	
				SB_Action	SB_\$
COMPETED UNDER SAP	8A COMPETED	No Preference used	NOT SOLE SOURCE	59	2,887,886
	ECONOMICALLY DISADVANTAGED WOMEN OWNED	No Preference used	NOT SOLE SOURCE	5	1,027,196
	EMERGING SMALL BUSINESS SET ASIDE	No Preference used	NOT SOLE SOURCE	2	0
	HUBZONE SET-ASIDE	No Preference used	NOT SOLE SOURCE	70	5,522,262
	NO SET ASIDE USED.	No Preference used	NOT SOLE SOURCE	12,723	101,454,324
	RESERVED FOR SMALL BUSINESS	No Preference used	NOT SOLE SOURCE	370	-9,109
	SERVICE DISABLED VETERAN OWNED SMALL BUSINESS	No Preference used	NOT SOLE SOURCE	137	3,501,167
	SMALL BUSINESS SET ASIDE - PARTIAL	No Preference used	NOT SOLE SOURCE	71	564,083
	SMALL BUSINESS SET ASIDE - TOTAL	No Preference used	NOT SOLE SOURCE	9,242	195,053,857
	WOMEN OWNED SMALL BUSINESS	No Preference used	NOT SOLE SOURCE	65	2,626,428
	NULL	No Preference used	NOT SOLE SOURCE	1	0
	COMPETED UNDER SAP Total			22,745	312,628,093
	COMPETITIVE DELIVERY ORDER	8(A) SOLE SOURCE	No Preference used	SOLE SOURCE	10
8(A) SOLE SOURCE		OTHER	SOLE SOURCE	1	0
8A COMPETED		No Preference used	NOT SOLE SOURCE	10	-5
HUBZONE SET-ASIDE		No Preference used	NOT SOLE SOURCE	2	-4,960
NO SET ASIDE USED.		No Preference used	NOT SOLE SOURCE	2,611	1,051,868
NO SET ASIDE USED.		OTHER	NOT SOLE SOURCE	56	0
NO SET ASIDE USED.		SDB Price Evaluation Adjustment	NOT SOLE SOURCE	1	0
SERVICE DISABLED VETERAN OWNED SMALL BUSINESS		No Preference used	NOT SOLE SOURCE	27	-38
SMALL BUSINESS SET ASIDE - PARTIAL		No Preference used	NOT SOLE SOURCE	9	-2,413,029
SMALL BUSINESS SET ASIDE - TOTAL		No Preference used	NOT SOLE SOURCE	1,730	-334,835
SMALL BUSINESS SET ASIDE - TOTAL		OTHER	NOT SOLE SOURCE	3	0
NULL		No Preference used	NOT SOLE SOURCE	521	-621,839
NULL		OTHER	NOT SOLE SOURCE	23	0
COMPETITIVE DELIVERY ORDER Total				5,004	-2,322,839
FOLLOW ON TO COMPETED ACTION		8(A) SOLE SOURCE	No Preference used	SOLE SOURCE	1
	8(A) WITH HUB ZONE PREFERENCE	No Preference used	NOT SOLE SOURCE	1	0
	8A COMPETED	No Preference used	NOT SOLE SOURCE	10	0
	NO SET ASIDE USED.	No Preference used	NOT SOLE SOURCE	203	-20,907
	SMALL BUSINESS SET ASIDE - TOTAL	No Preference used	NOT SOLE SOURCE	19	0
	NULL	No Preference used	NOT SOLE SOURCE	12	0
FOLLOW ON TO COMPETED ACTION			246	-20,907	
FULL AND OPEN COMPETITION	8(A) SOLE SOURCE	No Preference used	SOLE SOURCE	41	8,708,170
	8(A) SOLE SOURCE	OTHER	SOLE SOURCE	8	255,209
	8A COMPETED	No Preference used	NOT SOLE SOURCE	50	20,845,196
	8A COMPETED	OTHER	NOT SOLE SOURCE	4	0
	ECONOMICALLY DISADVANTAGED WOMEN OWNED	No Preference used	NOT SOLE SOURCE	13	3,720,788
	HUBZONE SET-ASIDE	No Preference used	NOT SOLE SOURCE	118	68,293,197
	HUBZONE SET-ASIDE	OTHER	NOT SOLE SOURCE	2	0
	HUBZONE SOLE SOURCE	No Preference used	SOLE SOURCE	1	23,535
	NO SET ASIDE USED.	Combined HUB/SDB Preference	NOT SOLE SOURCE	1	0
	NO SET ASIDE USED.	HUBZone Price Evaluation Preference	NOT SOLE SOURCE	2	0
	NO SET ASIDE USED.	No Preference used	NOT SOLE SOURCE	18,924	1,725,664,556
	NO SET ASIDE USED.	SDB Price Evaluation Adjustment	NOT SOLE SOURCE	5	0
	SDVOSB SOLE SOURCE	No Preference used	SOLE SOURCE	5	160,630
	SERVICE DISABLED VETERAN OWNED SMALL BUSINESS	No Preference used	NOT SOLE SOURCE	57	29,311,678
	SMALL BUSINESS SET ASIDE - PARTIAL	No Preference used	NOT SOLE SOURCE	157	5,056,820
	SMALL BUSINESS SET ASIDE - TOTAL	No Preference used	NOT SOLE SOURCE	1,954	467,224,898
	SMALL BUSINESS SET ASIDE - TOTAL	OTHER	NOT SOLE SOURCE	242	4,131,756
	WOMEN OWNED SMALL BUSINESS	No Preference used	NOT SOLE SOURCE	62	34,829,495
	WOMEN OWNED SMALL BUSINESS SOLE SOURCE	No Preference used	NOT SOLE SOURCE	1	10,221,200
	WOMEN OWNED SMALL BUSINESS SOLE SOURCE		WOSB_SS_Non_MFG	11	5,147,939
NULL	No Preference used	NOT SOLE SOURCE	108	5,407	
NULL	OTHER	NOT SOLE SOURCE	1,700	97,940,923	
FULL AND OPEN COMPETITION Total			23,466	2,481,541,397	
FULL AND OPEN COMPETITION	8(A) SOLE SOURCE	No Preference used	SOLE SOURCE	80	30,199,216
	8(A) WITH HUB ZONE PREFERENCE	No Preference used	NOT SOLE SOURCE	7	0
	8A COMPETED	No Preference used	NOT SOLE SOURCE	2,157	569,768,029
	8A COMPETED	OTHER	NOT SOLE SOURCE	1	0
	BUY INDIAN	No Preference used	NOT SOLE SOURCE	4	-10,000
	ECONOMICALLY DISADVANTAGED WOMEN OWNED	No Preference used	NOT SOLE SOURCE	167	7,369,728
	EMERGING SMALL BUSINESS SET ASIDE	No Preference used	NOT SOLE SOURCE	4	0
	HUBZONE SET-ASIDE	No Preference used	NOT SOLE SOURCE	2,605	238,471,239
	HUBZONE SOLE SOURCE	No Preference used	SOLE SOURCE	3	8,339

EXTENT_COMPETED_DESCRIPTION	TYPE_OF_SET_ASIDE_DESCRIPTION	EVALUATED_PREFERENCE	SOLE_SOURCE_CATEGORY	SB_Action	SB_\$	
FULL AND OPEN COMPETITION	NO SET ASIDE USED.	No Preference used	NOT SOLE SOURCE	563	3,990,800	
	NO SET ASIDE USED.	SDB Preferential Consideration Partial SB	NOT SOLE SOURCE	3	0	
	SERVICE DISABLED VETERAN OWNED SMALL BUSINESS	No Preference used	NOT SOLE SOURCE	1,151	251,334,066	
	SMALL BUSINESS SET ASIDE - PARTIAL	No Preference used	NOT SOLE SOURCE	249	17,655,025	
	SMALL BUSINESS SET ASIDE - TOTAL	No Preference used	NOT SOLE SOURCE	12,932	1,270,070,304	
	WOMEN OWNED SMALL BUSINESS	No Preference used	NOT SOLE SOURCE	103	24,125,347	
	WOMEN OWNED SMALL BUSINESS SOLE SOURCE	No Preference used	WOSB_SS_Non_MFG	2	665,987	
	NULL	No Preference used	NOT SOLE SOURCE	8	0	
	VERY SMALL BUSINESS	No Preference used	NOT SOLE SOURCE	1	0	
	FULL AND OPEN COMPETITION AFTER				20,040	2,413,648,080
NON-COMPETITIVE DELIVERY ORDER	8(A) SOLE SOURCE	No Preference used	SOLE SOURCE	25	0	
	8(A) SOLE SOURCE	OTHER	SOLE SOURCE	1	0	
	8A COMPETED	No Preference used	NOT SOLE SOURCE	5	0	
	NO SET ASIDE USED.	No Preference used	NOT SOLE SOURCE	483	-1,936,942	
	NO SET ASIDE USED.	OTHER	NOT SOLE SOURCE	4	0	
	SERVICE DISABLED VETERAN OWNED SMALL BUSINESS	No Preference used	NOT SOLE SOURCE	5	-1	
	SMALL BUSINESS SET ASIDE - PARTIAL	No Preference used	NOT SOLE SOURCE	1	0	
	SMALL BUSINESS SET ASIDE - TOTAL	No Preference used	NOT SOLE SOURCE	72	0	
	SMALL BUSINESS SET ASIDE - TOTAL	OTHER	NOT SOLE SOURCE	31	0	
	NULL	No Preference used	NOT SOLE SOURCE	83	0	
	NULL	OTHER	NOT SOLE SOURCE	12	0	
	NON-COMPETITIVE DELIVERY ORDER				722	-1,936,943
	NOT AVAILABLE FOR COMPETITION	8(A) SOLE SOURCE	No Preference used	SOLE SOURCE	2,101	228,074,716
8(A) SOLE SOURCE		OTHER	SOLE SOURCE	37	6,477	
8(A) WITH HUB ZONE PREFERENCE		No Preference used	NOT SOLE SOURCE	3	0	
8A COMPETED		No Preference used	NOT SOLE SOURCE	5	0	
HUBZONE SET-ASIDE		No Preference used	NOT SOLE SOURCE	1	0	
HUBZONE SOLE SOURCE		No Preference used	SOLE SOURCE	21	276,456	
NO SET ASIDE USED.		No Preference used	NOT SOLE SOURCE	415	38,114,720	
SDVOSB SOLE SOURCE		No Preference used	SOLE SOURCE	16	756,626	
SMALL BUSINESS SET ASIDE - TOTAL		No Preference used	NOT SOLE SOURCE	20	-79	
SMALL BUSINESS SET ASIDE - TOTAL		OTHER	NOT SOLE SOURCE	1	47,999	
WOMEN OWNED SMALL BUSINESS SOLE SOURCE		No Preference used	WOSB_SS_Non_MFG	13	792,714	
NULL		No Preference used	NOT SOLE SOURCE	14	-19,503	
NULL		OTHER	NOT SOLE SOURCE	37	1,511,134	
NOT AVAILABLE FOR COMPETITION					2,684	269,561,259
NOT COMPETED		8(A) SOLE SOURCE	No Preference used	SOLE SOURCE	6	0
	8(A) WITH HUB ZONE PREFERENCE	No Preference used	NOT SOLE SOURCE	1	0	
	NO SET ASIDE USED.	No Preference used	NOT SOLE SOURCE	6,076	122,072,512	
	RESERVED FOR SMALL BUSINESS	No Preference used	NOT SOLE SOURCE	1	0	
	SMALL BUSINESS SET ASIDE - TOTAL	No Preference used	NOT SOLE SOURCE	24	0	
	SMALL BUSINESS SET ASIDE - TOTAL	OTHER	NOT SOLE SOURCE	1	0	
	NULL	No Preference used	NOT SOLE SOURCE	20	0	
	NULL	OTHER	NOT SOLE SOURCE	138	0	
	NOT COMPETED Total				6,267	122,072,512
NOT COMPETED UNDER SAP	8(A) SOLE SOURCE	No Preference used	SOLE SOURCE	832	57,016,174	
	HUBZONE SOLE SOURCE	No Preference used	SOLE SOURCE	15	2,171,380	
	NO SET ASIDE USED.	No Preference used	NOT SOLE SOURCE	4,874	49,387,180	
	RESERVED FOR SMALL BUSINESS	No Preference used	NOT SOLE SOURCE	37	0	
	SDVOSB SOLE SOURCE	No Preference used	SOLE SOURCE	10	491,140	
	SMALL BUSINESS SET ASIDE - TOTAL	No Preference used	NOT SOLE SOURCE	17	344,980	
	WOMEN OWNED SMALL BUSINESS SOLE SOURCE	No Preference used	WOSB_SS_Non_MFG	4	512,174	
	NULL	No Preference used	NOT SOLE SOURCE	3	0	
	NULL	OTHER	NOT SOLE SOURCE	47	-2,650	
NOT COMPETED UNDER SAP Total				5,839	109,920,379	
NULL	8(A) SOLE SOURCE	No Preference used	SOLE SOURCE	24	0	
	8A COMPETED	No Preference used	NOT SOLE SOURCE	17	0	
	NO SET ASIDE USED.	HUBZone Price Evaluation Preference	NOT SOLE SOURCE	3	0	
	NO SET ASIDE USED.	No Preference used	NOT SOLE SOURCE	1,228	41,310	
	NO SET ASIDE USED.	SDB Price Evaluation Adjustment	NOT SOLE SOURCE	1	0	
	RESERVED FOR SMALL BUSINESS	No Preference used	NOT SOLE SOURCE	4	0	
	SMALL BUSINESS SET ASIDE - TOTAL	No Preference used	NOT SOLE SOURCE	615	0	
	NULL	No Preference used	NOT SOLE SOURCE	348	-129,318	
	NULL	OTHER	NOT SOLE SOURCE	324	3,915	
	NULL Total				2,564	-84,093
Grand Total				89,577	5,705,006,939	

Department: HOMELAND SECURITY, DEPARTMENT OF
 Socio-Economic Category: SRDVOB_FLAG

FUNDING_DEPARTMENT_NAME	HOMELAND SECURITY, DEPARTMENT OF
SRDVOB_FLAG	YES

EXTENT_COMPETED_DESCRIPTION	TYPE_OF_SET_ASIDE_DESCRIPTION	EVALUATED_PREFERENCE	SOLE_SOURCE_CATEGORY	Values	
				SB_Action	SB_\$
COMPETED UNDER SAP	8A COMPETED	No Preference used	NOT SOLE SOURCE	6	97,425
	HUBZONE SET-ASIDE	No Preference used	NOT SOLE SOURCE	11	420,187
	NO SET ASIDE USED.	No Preference used	NOT SOLE SOURCE	334	7,911,672
	RESERVED FOR SMALL BUSINESS	No Preference used	NOT SOLE SOURCE	15	-
	SERVICE DISABLED VETERAN OWNED SMALL BUSINESS	No Preference used	NOT SOLE SOURCE	136	3,501,167
	SMALL BUSINESS SET ASIDE - PARTIAL	No Preference used	NOT SOLE SOURCE	1	5,181
	SMALL BUSINESS SET ASIDE - TOTAL	No Preference used	NOT SOLE SOURCE	516	17,761,807
COMPETED UNDER SAP Total				1,019	29,697,439
COMPETITIVE DELIVERY ORDER	NO SET ASIDE USED.	No Preference used	NOT SOLE SOURCE	264	(1,594)
	NO SET ASIDE USED.	OTHER	NOT SOLE SOURCE	1	-
	SERVICE DISABLED VETERAN OWNED SMALL BUSINESS	No Preference used	NOT SOLE SOURCE	27	(38)
	SMALL BUSINESS SET ASIDE - TOTAL	No Preference used	NOT SOLE SOURCE	5	-
	NULL	No Preference used	NOT SOLE SOURCE	29	-
COMPETITIVE DELIVERY ORDER Total				326	(1,632)
FOLLOW ON TO COMPETED ACTION	8(A) SOLE SOURCE	No Preference used	SOLE SOURCE	1	-
	NO SET ASIDE USED.	No Preference used	NOT SOLE SOURCE	9	-
	SMALL BUSINESS SET ASIDE - TOTAL	No Preference used	NOT SOLE SOURCE	2	-
FOLLOW ON TO COMPETED ACTION				12	-
FULL AND OPEN COMPETITION	8(A) SOLE SOURCE	No Preference used	SOLE SOURCE	8	1,151,869
	8A COMPETED	No Preference used	NOT SOLE SOURCE	1	291,128
	HUBZONE SET-ASIDE	No Preference used	NOT SOLE SOURCE	7	(3,439,861)
	NO SET ASIDE USED.	No Preference used	NOT SOLE SOURCE	1,605	313,663,856
	SDVOSB SOLE SOURCE	No Preference used	SOLE SOURCE	5	160,630
	SERVICE DISABLED VETERAN OWNED SMALL BUSINESS	No Preference used	NOT SOLE SOURCE	57	29,311,678
	SMALL BUSINESS SET ASIDE - PARTIAL	No Preference used	NOT SOLE SOURCE	2	(1,060)
	SMALL BUSINESS SET ASIDE - TOTAL	No Preference used	NOT SOLE SOURCE	420	104,368,007
	WOMEN OWNED SMALL BUSINESS	No Preference used	NOT SOLE SOURCE	2	-
	NULL	OTHER	NOT SOLE SOURCE	11	18,162
FULL AND OPEN COMPETITION Total				2,118	445,524,409
FULL AND OPEN COMPETITION	8(A) SOLE SOURCE	No Preference used	SOLE SOURCE	20	3,301,448
	8A COMPETED	No Preference used	NOT SOLE SOURCE	153	25,671,980
	BUY INDIAN	No Preference used	NOT SOLE SOURCE	1	-
	ECONOMICALLY DISADVANTAGED WOMEN OWNED	No Preference used	NOT SOLE SOURCE	13	349,915
	HUBZONE SET-ASIDE	No Preference used	NOT SOLE SOURCE	62	2,095,157
	NO SET ASIDE USED.	No Preference used	NOT SOLE SOURCE	19	137,030
	SERVICE DISABLED VETERAN OWNED SMALL BUSINESS	No Preference used	NOT SOLE SOURCE	1,138	250,206,299
	SMALL BUSINESS SET ASIDE - PARTIAL	No Preference used	NOT SOLE SOURCE	25	808,049
	SMALL BUSINESS SET ASIDE - TOTAL	No Preference used	NOT SOLE SOURCE	798	137,857,136
	WOMEN OWNED SMALL BUSINESS	No Preference used	NOT SOLE SOURCE	5	918,579
FULL AND OPEN COMPETITION AFTER				2,234	421,345,594
NON-COMPETITIVE DELIVERY ORDER	NO SET ASIDE USED.	No Preference used	NOT SOLE SOURCE	37	-
	SERVICE DISABLED VETERAN OWNED SMALL BUSINESS	No Preference used	NOT SOLE SOURCE	5	(1)
	NULL	No Preference used	NOT SOLE SOURCE	4	-
NON-COMPETITIVE DELIVERY ORDER				46	(1)
NOT AVAILABLE FOR COMPETITION	8(A) SOLE SOURCE	No Preference used	SOLE SOURCE	210	30,637,115
	8(A) SOLE SOURCE	OTHER	SOLE SOURCE	1	-
	NO SET ASIDE USED.	No Preference used	NOT SOLE SOURCE	27	6,587,879
	SDVOSB SOLE SOURCE	No Preference used	SOLE SOURCE	12	766,242
NOT AVAILABLE FOR COMPETITION				250	37,991,236
NOT COMPETED	8(A) SOLE SOURCE	No Preference used	SOLE SOURCE	1	-
	NO SET ASIDE USED.	No Preference used	NOT SOLE SOURCE	148	3,298,712
	NULL	OTHER	NOT SOLE SOURCE	1	-
NOT COMPETED Total				150	3,298,712
NOT COMPETED UNDER SAP	8(A) SOLE SOURCE	No Preference used	SOLE SOURCE	92	6,553,876
	HUBZONE SOLE SOURCE	No Preference used	SOLE SOURCE	1	5,000
	NO SET ASIDE USED.	No Preference used	NOT SOLE SOURCE	133	7,361,787
	SDVOSB SOLE SOURCE	No Preference used	SOLE SOURCE	10	491,140
	NULL	OTHER	NOT SOLE SOURCE	2	-
NOT COMPETED UNDER SAP Total				238	14,411,803
NULL	NO SET ASIDE USED.	No Preference used	NOT SOLE SOURCE	75	-
	SMALL BUSINESS SET ASIDE - TOTAL	No Preference used	NOT SOLE SOURCE	1	-
	NULL	No Preference used	NOT SOLE SOURCE	6	-
	NULL	OTHER	NOT SOLE SOURCE	26	-
NULL Total				108	-

Grand Total			6,501	952,267,560
-------------	--	--	-------	-------------

Department: HOMELAND SECURITY, DEPARTMENT OF
 Socio-Economic Category: HubZone_FLAG

FUNDING_DEPARTMENT_NAME	HOMELAND SECURITY, DEPARTMENT OF
HubZone_FLAG	YES

EXTENT_COMPETED_DESCRIPTION	TYPE_OF_SET_ASIDE_DESCRIPTION	EVALUATED_PREFERENCE	SOLE_SOURCE_CATEGORY	Values	
				SB_Action	SB_-\$
COMPETED UNDER SAP	8A COMPETED	No Preference used	NOT SOLE SOURCE	8	95,879
	ECONOMICALLY DISADVANTAGED WOMEN OWNED	No Preference used	NOT SOLE SOURCE	2	999,696
	HUBZONE SET-ASIDE	No Preference used	NOT SOLE SOURCE	70	5,522,262
	NO SET ASIDE USED.	No Preference used	NOT SOLE SOURCE	363	3,547,960
	RESERVED FOR SMALL BUSINESS	No Preference used	NOT SOLE SOURCE	12	-2,089
	SERVICE DISABLED VETERAN OWNED SMALL BUSINESS	No Preference used	NOT SOLE SOURCE	6	256,412
	SMALL BUSINESS SET ASIDE - PARTIAL	No Preference used	NOT SOLE SOURCE	3	0
	SMALL BUSINESS SET ASIDE - TOTAL	No Preference used	NOT SOLE SOURCE	235	3,719,702
	WOMEN OWNED SMALL BUSINESS	No Preference used	NOT SOLE SOURCE	4	352,636
COMPETED UNDER SAP Total				703	14,492,458
COMPETITIVE DELIVERY ORDER	8A COMPETED	No Preference used	NOT SOLE SOURCE	7	-5
	HUBZONE SET-ASIDE	No Preference used	NOT SOLE SOURCE	2	-4,960
	NO SET ASIDE USED.	No Preference used	NOT SOLE SOURCE	87	0
	NO SET ASIDE USED.	SDB Price Evaluation Adjustment	NOT SOLE SOURCE	1	0
	SERVICE DISABLED VETERAN OWNED SMALL BUSINESS	No Preference used	NOT SOLE SOURCE	16	-34
	SMALL BUSINESS SET ASIDE - TOTAL	No Preference used	NOT SOLE SOURCE	336	-230,672
	NULL	No Preference used	NOT SOLE SOURCE	16	0
COMPETITIVE DELIVERY ORDER Total				465	-235,671
FOLLOW ON TO COMPETED ACTION	8(A) WITH HUB ZONE PREFERENCE	No Preference used	NOT SOLE SOURCE	1	0
	8A COMPETED	No Preference used	NOT SOLE SOURCE	1	0
	NO SET ASIDE USED.	No Preference used	NOT SOLE SOURCE	12	0
	SMALL BUSINESS SET ASIDE - TOTAL	No Preference used	NOT SOLE SOURCE	2	0
FOLLOW ON TO COMPETED ACTION				16	0
FULL AND OPEN COMPETITION	8(A) SOLE SOURCE	No Preference used	SOLE SOURCE	2	100,619
	8(A) SOLE SOURCE	OTHER	SOLE SOURCE	1	0
	8A COMPETED	No Preference used	NOT SOLE SOURCE	9	3,217,986
	8A COMPETED	OTHER	NOT SOLE SOURCE	3	0
	HUBZONE SET-ASIDE	No Preference used	NOT SOLE SOURCE	118	68,293,197
	HUBZONE SET-ASIDE	OTHER	NOT SOLE SOURCE	2	0
	HUBZONE SOLE SOURCE	No Preference used	SOLE SOURCE	1	23,535
	NO SET ASIDE USED.	Combined HUB/SDB Preference	NOT SOLE SOURCE	1	0
	NO SET ASIDE USED.	HUBZone Price Evaluation Preference	NOT SOLE SOURCE	2	0
	NO SET ASIDE USED.	No Preference used	NOT SOLE SOURCE	677	107,500,977
	NO SET ASIDE USED.	SDB Price Evaluation Adjustment	NOT SOLE SOURCE	1	0
	SMALL BUSINESS SET ASIDE - TOTAL	No Preference used	NOT SOLE SOURCE	63	9,030,000
	SMALL BUSINESS SET ASIDE - TOTAL	OTHER	NOT SOLE SOURCE	3	0
	WOMEN OWNED SMALL BUSINESS SOLE SOURCE	No Preference used	WOSB_SS_Non_MFG	3	1,322,993
	NULL	OTHER	NOT SOLE SOURCE	72	17,014
FULL AND OPEN COMPETITION Total				958	189,506,322
FULL AND OPEN COMPETITION	8(A) SOLE SOURCE	No Preference used	SOLE SOURCE	3	551,043
	8(A) WITH HUB ZONE PREFERENCE	No Preference used	NOT SOLE SOURCE	7	0
	8A COMPETED	No Preference used	NOT SOLE SOURCE	169	12,330,074
	ECONOMICALLY DISADVANTAGED WOMEN OWNED	No Preference used	NOT SOLE SOURCE	78	1,999,510
	HUBZONE SET-ASIDE	No Preference used	NOT SOLE SOURCE	2,597	237,458,560
	HUBZONE SOLE SOURCE	No Preference used	SOLE SOURCE	2	0

EXTENT_COMPETED_DESCRIPTION	TYPE_OF_SET_ASIDE_DESCRIPTION	EVALUATED_PREFERENCE	SOLE_SOURCE_CATEGORY	SB_Action	SB_ \$
FULL AND OPEN COMPETITION AFTER EXCLUSION OF SOURCES	NO SET ASIDE USED.	No Preference used	NOT SOLE SOURCE	24	-379,498
	SERVICE DISABLED VETERAN OWNED SMALL BUSINESS	No Preference used	NOT SOLE SOURCE	56	3,207,829
	SMALL BUSINESS SET ASIDE - PARTIAL	No Preference used	NOT SOLE SOURCE	1	0
	SMALL BUSINESS SET ASIDE - TOTAL	No Preference used	NOT SOLE SOURCE	1,575	100,671,608
	WOMEN OWNED SMALL BUSINESS	No Preference used	NOT SOLE SOURCE	10	112,896
FULL AND OPEN COMPETITION AFTER				4,522	355,952,021
NON-COMPETITIVE DELIVERY	8A COMPETED	No Preference used	NOT SOLE SOURCE	1	0
	NO SET ASIDE USED.	No Preference used	NOT SOLE SOURCE	9	0
	SERVICE DISABLED VETERAN OWNED SMALL BUSINESS	No Preference used	NOT SOLE SOURCE	3	-1
	SMALL BUSINESS SET ASIDE - TOTAL	No Preference used	NOT SOLE SOURCE	10	0
	NULL	No Preference used	NOT SOLE SOURCE	3	0
NON-COMPETITIVE DELIVERY ORDER				26	-1
Total					
NOT AVAILABLE FOR COMPETITION	8(A) SOLE SOURCE	No Preference used	SOLE SOURCE	308	23,243,876
	8(A) SOLE SOURCE	OTHER	SOLE SOURCE	11	6,477
	8(A) WITH HUB ZONE PREFERENCE	No Preference used	NOT SOLE SOURCE	2	0
	HUBZONE SET-ASIDE	No Preference used	NOT SOLE SOURCE	1	0
	HUBZONE SOLE SOURCE	No Preference used	SOLE SOURCE	21	276,456
	NO SET ASIDE USED.	No Preference used	NOT SOLE SOURCE	37	2,790,195
	SMALL BUSINESS SET ASIDE - TOTAL	OTHER	NOT SOLE SOURCE	1	47,999
	NULL	No Preference used	NOT SOLE SOURCE	1	0
NOT AVAILABLE FOR COMPETITION				382	26,365,003
NOT COMPETED	8(A) SOLE SOURCE	No Preference used	SOLE SOURCE	1	0
	8(A) WITH HUB ZONE PREFERENCE	No Preference used	NOT SOLE SOURCE	1	0
	NO SET ASIDE USED.	No Preference used	NOT SOLE SOURCE	184	2,373,355
	NULL	OTHER	NOT SOLE SOURCE	1	0
NOT COMPETED Total				187	2,373,355
NOT COMPETED UNDER SAP	8(A) SOLE SOURCE	No Preference used	SOLE SOURCE	127	5,804,235
	HUBZONE SOLE SOURCE	No Preference used	SOLE SOURCE	15	2,171,380
	NO SET ASIDE USED.	No Preference used	NOT SOLE SOURCE	91	4,347,771
	RESERVED FOR SMALL BUSINESS	No Preference used	NOT SOLE SOURCE	2	0
	SMALL BUSINESS SET ASIDE - TOTAL	No Preference used	NOT SOLE SOURCE	1	0
	NULL	OTHER	NOT SOLE SOURCE	5	0
NOT COMPETED UNDER SAP Total				241	12,323,386
NULL	8(A) SOLE SOURCE	No Preference used	SOLE SOURCE	1	0
	NO SET ASIDE USED.	HUBZone Price Evaluation Preference	NOT SOLE SOURCE	1	0
	NO SET ASIDE USED.	No Preference used	NOT SOLE SOURCE	30	0
	SMALL BUSINESS SET ASIDE - TOTAL	No Preference used	NOT SOLE SOURCE	62	0
	NULL	No Preference used	NOT SOLE SOURCE	1	0
	NULL	OTHER	NOT SOLE SOURCE	16	0
NULL Total				111	0
Grand Total				7,611	600,776,872

Department: HOMELAND SECURITY, DEPARTMENT OF
Socio-Economic Category: SDB

FUNDING_DEPARTMENT_NAME	HOMELAND SECURITY, DEPARTMENT OF
SDB	YES

EXTENT_COMPETED_DESCRIPTION	TYPE_OF_SET_ASIDE_DESCRIPTION	EVALUATED_PREFERENCE	SOLE_SOURCE_CATEGORY	Values	
				SB_Action	SB_\$
COMPETED UNDER SAP	8A COMPETED	No Preference used	NOT SOLE SOURCE	59	2,887,886
	ECONOMICALLY DISADVANTAGED WOMEN OWNED SMALL BUSINESS	No Preference used	NOT SOLE SOURCE	4	1,027,196
	HUBZONE SET-ASIDE	No Preference used	NOT SOLE SOURCE	23	895,417
	NO SET ASIDE USED.	No Preference used	NOT SOLE SOURCE	2,196	23,890,934
	RESERVED FOR SMALL BUSINESS	No Preference used	NOT SOLE SOURCE	38	0
	SERVICE DISABLED VETERAN OWNED SMALL BUSINESS SET-ASIDE	No Preference used	NOT SOLE SOURCE	41	1,870,692
	SMALL BUSINESS SET ASIDE - PARTIAL	No Preference used	NOT SOLE SOURCE	10	-18,909
	SMALL BUSINESS SET ASIDE - TOTAL	No Preference used	NOT SOLE SOURCE	2,120	38,590,557
	WOMEN OWNED SMALL BUSINESS	No Preference used	NOT SOLE SOURCE	29	2,480,233
COMPETED UNDER SAP Total				4,520	71,624,005
COMPETITIVE DELIVERY ORDER	8(A) SOLE SOURCE	No Preference used	SOLE SOURCE	9	0
	8(A) SOLE SOURCE	OTHER	SOLE SOURCE	1	0
	8A COMPETED	No Preference used	NOT SOLE SOURCE	10	-5
	HUBZONE SET-ASIDE	No Preference used	NOT SOLE SOURCE	2	-4,960
	NO SET ASIDE USED.	No Preference used	NOT SOLE SOURCE	259	-57,587
	NO SET ASIDE USED.	OTHER	NOT SOLE SOURCE	37	0
	NO SET ASIDE USED.	SDB Price Evaluation Adjustment	NOT SOLE SOURCE	1	0
	SERVICE DISABLED VETERAN OWNED SMALL BUSINESS SET-ASIDE	No Preference used	NOT SOLE SOURCE	8	-3
	SMALL BUSINESS SET ASIDE - PARTIAL	No Preference used	NOT SOLE SOURCE	3	-887,451
	SMALL BUSINESS SET ASIDE - TOTAL	No Preference used	NOT SOLE SOURCE	942	-245,949
	NULL	No Preference used	NOT SOLE SOURCE	43	0
COMPETITIVE DELIVERY ORDER Total				1,315	-1,195,955
FOLLOW ON TO COMPETED ACTION	8(A) SOLE SOURCE	No Preference used	SOLE SOURCE	1	0
	8(A) WITH HUB ZONE PREFERENCE	No Preference used	NOT SOLE SOURCE	1	0
	8A COMPETED	No Preference used	NOT SOLE SOURCE	10	0
	NO SET ASIDE USED.	No Preference used	NOT SOLE SOURCE	25	0
FOLLOW ON TO COMPETED ACTION Total				37	0
FULL AND OPEN COMPETITION	8(A) SOLE SOURCE	No Preference used	SOLE SOURCE	41	8,708,170
	8(A) SOLE SOURCE	OTHER	SOLE SOURCE	8	255,209
	8A COMPETED	No Preference used	NOT SOLE SOURCE	50	20,845,196
	8A COMPETED	OTHER	NOT SOLE SOURCE	4	0
	ECONOMICALLY DISADVANTAGED WOMEN OWNED SMALL BUSINESS	No Preference used	NOT SOLE SOURCE	4	126,817
	HUBZONE SET-ASIDE	No Preference used	NOT SOLE SOURCE	44	32,381,896
	HUBZONE SET-ASIDE	OTHER	NOT SOLE SOURCE	1	0
	NO SET ASIDE USED.	Combined HUB/SDB Preference	NOT SOLE SOURCE	1	0
	NO SET ASIDE USED.	HUBZone Price Evaluation Preference	NOT SOLE SOURCE	1	0
	NO SET ASIDE USED.	No Preference used	NOT SOLE SOURCE	2,762	434,918,264
	NO SET ASIDE USED.	SDB Price Evaluation Adjustment	NOT SOLE SOURCE	2	0
	SERVICE DISABLED VETERAN OWNED SMALL BUSINESS SET-ASIDE	No Preference used	NOT SOLE SOURCE	9	1,109,411
	SMALL BUSINESS SET ASIDE - PARTIAL	No Preference used	NOT SOLE SOURCE	44	1,086,501
	SMALL BUSINESS SET ASIDE - TOTAL	No Preference used	NOT SOLE SOURCE	434	137,701,584
	SMALL BUSINESS SET ASIDE - TOTAL	OTHER	NOT SOLE SOURCE	15	536,785
	WOMEN OWNED SMALL BUSINESS	No Preference used	NOT SOLE SOURCE	16	11,035,658
	NULL	No Preference used	NOT SOLE SOURCE	14	5,162
	NULL	OTHER	NOT SOLE SOURCE	292	5,367,891
FULL AND OPEN COMPETITION Total				3,742	654,078,545
FULL AND OPEN COMPETITION AFTER EXCLUSION OF SOURCES	8(A) SOLE SOURCE	No Preference used	SOLE SOURCE	80	30,199,216
	8(A) WITH HUB ZONE PREFERENCE	No Preference used	NOT SOLE SOURCE	7	0
	8A COMPETED	No Preference used	NOT SOLE SOURCE	2,157	569,768,029
	8A COMPETED	OTHER	NOT SOLE SOURCE	1	0
	BUY INDIAN	No Preference used	NOT SOLE SOURCE	1	0

EXTENT_COMPETED_DESCRIPTION	TYPE_OF_SET_ASIDE_DESCRIPTION	EVALUATED_PREFERENCE	SOLE_SOURCE_CATEGORY	SB_Action	SB_ \$
FULL AND OPEN COMPETITION AFTER EXCLUSION OF SOURCES	ECONOMICALLY DISADVANTAGED WOMEN OWNED SMALL BUSINESS	No Preference used	NOT SOLE SOURCE	136	4,838,541
	EMERGING SMALL BUSINESS SET ASIDE	No Preference used	NOT SOLE SOURCE	1	0
	HUBZONE SET-ASIDE	No Preference used	NOT SOLE SOURCE	1,405	153,737,461
	HUBZONE SOLE SOURCE	No Preference used	SOLE SOURCE	2	0
	NO SET ASIDE USED.	No Preference used	NOT SOLE SOURCE	64	692,998
	SERVICE DISABLED VETERAN OWNED SMALL BUSINESS SET-ASIDE	No Preference used	NOT SOLE SOURCE	262	71,254,873
	SMALL BUSINESS SET ASIDE - PARTIAL	No Preference used	NOT SOLE SOURCE	30	3,181,828
	SMALL BUSINESS SET ASIDE - TOTAL	No Preference used	NOT SOLE SOURCE	3,709	461,599,829
	WOMEN OWNED SMALL BUSINESS	No Preference used	NOT SOLE SOURCE	61	11,344,112
	NULL	No Preference used	NOT SOLE SOURCE	1	0
FULL AND OPEN COMPETITION AFTER EXCLUSION OF SOURCES Total				7,917	1,306,616,886
NON-COMPETITIVE DELIVERY ORDER	8(A) SOLE SOURCE	No Preference used	SOLE SOURCE	24	0
	8(A) SOLE SOURCE	OTHER	SOLE SOURCE	1	0
	8A COMPETED	No Preference used	NOT SOLE SOURCE	5	0
	NO SET ASIDE USED.	No Preference used	NOT SOLE SOURCE	52	0
	SERVICE DISABLED VETERAN OWNED SMALL BUSINESS	No Preference used	NOT SOLE SOURCE	2	0
	SMALL BUSINESS SET ASIDE - PARTIAL	No Preference used	NOT SOLE SOURCE	1	0
	SMALL BUSINESS SET ASIDE - TOTAL	No Preference used	NOT SOLE SOURCE	29	0
	SMALL BUSINESS SET ASIDE - TOTAL	OTHER	NOT SOLE SOURCE	2	0
	NULL	No Preference used	NOT SOLE SOURCE	6	0
	NULL	OTHER	NOT SOLE SOURCE	3	0
NON-COMPETITIVE DELIVERY ORDER Total				125	0
NOT AVAILABLE FOR COMPETITION	8(A) SOLE SOURCE	No Preference used	SOLE SOURCE	2,097	228,018,692
	8(A) SOLE SOURCE	OTHER	SOLE SOURCE	34	6,477
	8(A) WITH HUB ZONE PREFERENCE	No Preference used	NOT SOLE SOURCE	2	0
	8A COMPETED	No Preference used	NOT SOLE SOURCE	5	0
	HUBZONE SOLE SOURCE	No Preference used	SOLE SOURCE	2	172,317
	NO SET ASIDE USED.	No Preference used	NOT SOLE SOURCE	148	32,433,461
	SDVOSB SOLE SOURCE	No Preference used	SOLE SOURCE	5	649,712
	SMALL BUSINESS SET ASIDE - TOTAL	OTHER	NOT SOLE SOURCE	1	47,999
	WOMEN OWNED SMALL BUSINESS SOLE SOURCE	No Preference used	WOSB_SS_Non_MFG	8	753,749
	NULL	No Preference used	NOT SOLE SOURCE	4	-19,503
	NULL	OTHER	NOT SOLE SOURCE	7	0
NOT AVAILABLE FOR COMPETITION Total				2,313	262,062,904
NOT COMPETED	8(A) SOLE SOURCE	No Preference used	SOLE SOURCE	6	0
	8(A) WITH HUB ZONE PREFERENCE	No Preference used	NOT SOLE SOURCE	1	0
	NO SET ASIDE USED.	No Preference used	NOT SOLE SOURCE	742	20,934,517
	NULL	No Preference used	NOT SOLE SOURCE	3	0
	NULL	OTHER	NOT SOLE SOURCE	5	0
NOT COMPETED Total				757	20,934,517
NOT COMPETED UNDER SAP	8(A) SOLE SOURCE	No Preference used	SOLE SOURCE	832	57,016,174
	HUBZONE SOLE SOURCE	No Preference used	SOLE SOURCE	5	379,611
	NO SET ASIDE USED.	No Preference used	NOT SOLE SOURCE	766	11,813,446
	RESERVED FOR SMALL BUSINESS	No Preference used	NOT SOLE SOURCE	5	0
	SDVOSB SOLE SOURCE	No Preference used	SOLE SOURCE	5	32,541
	SMALL BUSINESS SET ASIDE - TOTAL	No Preference used	NOT SOLE SOURCE	1	0
	WOMEN OWNED SMALL BUSINESS SOLE SOURCE	No Preference used	WOSB_SS_Non_MFG	4	512,174
	NULL	No Preference used	NOT SOLE SOURCE	1	0
	NULL	OTHER	NOT SOLE SOURCE	8	0
NOT COMPETED UNDER SAP Total				1,627	69,753,947
NULL	8(A) SOLE SOURCE	No Preference used	SOLE SOURCE	20	0
	8A COMPETED	No Preference used	NOT SOLE SOURCE	17	0
	NO SET ASIDE USED.	HUBZone Price Evaluation Preference	NOT SOLE SOURCE	1	0
	NO SET ASIDE USED.	No Preference used	NOT SOLE SOURCE	106	0
	SMALL BUSINESS SET ASIDE - TOTAL	No Preference used	NOT SOLE SOURCE	246	0
	NULL	No Preference used	NOT SOLE SOURCE	22	0
	NULL	OTHER	NOT SOLE SOURCE	137	3,915
NULL Total				549	3,915
Grand Total				22,902	2,383,878,763

Department: HOMELAND SECURITY, DEPARTMENT OF
 Socio-Economic Category: INDIAN_TRIBE

FUNDING_DEPARTMENT_NAME	HOMELAND SECURITY, DEPARTMENT OF
INDIAN_TRIBE	YES

EXTENT_COMPETED_DESCRIPTION	TYPE_OF_SET_ASIDE_DESCRIPTION	EVALUATED_PREFERENCE	SOLE_SOURCE_CATEGORY	Values	
				SB_Action	SB_\$
COMPETED UNDER SAP	NO SET ASIDE USED.	No Preference used	NOT SOLE SOURCE	17	58,924
	SMALL BUSINESS SET ASIDE - TOTAL	No Preference used	NOT SOLE SOURCE	8	83,823
COMPETED UNDER SAP Total				25	142,747
COMPETITIVE DELIVERY ORDER	NO SET ASIDE USED.	No Preference used	NOT SOLE SOURCE	1	0
COMPETITIVE DELIVERY ORDER Total				1	0
FULL AND OPEN COMPETITION	NO SET ASIDE USED.	No Preference used	NOT SOLE SOURCE	22	36,176
	SMALL BUSINESS SET ASIDE - TOTAL	No Preference used	NOT SOLE SOURCE	5	101,596
FULL AND OPEN COMPETITION Total				27	137,771
FULL AND OPEN COMPETITION AFTER EXCLUSION OF SOURCES	8(A) SOLE SOURCE	No Preference used	SOLE SOURCE	2	256,735
	8A COMPLETED	No Preference used	NOT SOLE SOURCE	63	8,882,475
	SMALL BUSINESS SET ASIDE - TOTAL	No Preference used	NOT SOLE SOURCE	4	-1,909,138
FULL AND OPEN COMPETITION AFTER EXCLUSION OF SOURCES Total				69	7,230,072
NOT AVAILABLE FOR COMPETITION	8(A) SOLE SOURCE	No Preference used	SOLE SOURCE	65	8,853,920
NOT AVAILABLE FOR COMPETITION				65	8,853,920
NOT COMPETED	NO SET ASIDE USED.	No Preference used	NOT SOLE SOURCE	13	121,021
NOT COMPETED Total				13	121,021
NOT COMPETED UNDER SAP	8(A) SOLE SOURCE	No Preference used	SOLE SOURCE	43	3,644,161
	NO SET ASIDE USED.	No Preference used	NOT SOLE SOURCE	15	-163,226
NOT COMPETED UNDER SAP Total				58	3,480,935
NULL	NULL	OTHER	NOT SOLE SOURCE	1	0
NULL Total				1	0
Grand Total				259	19,966,467

Department: HOMELAND SECURITY, DEPARTMENT OF
 Socio-Economic Category: NATIVE_HAWAIIAN_ORGANIZATION

FUNDING_DEPARTMENT_NAME	HOMELAND SECURITY, DEPARTMENT OF
NATIVE_HAWAIIAN_ORGANIZATION	YES

EXTENT_COMPETED_DESCRIPTION	TYPE_OF_SET_ASIDE_DESCRIPTION	EVALUATED_PREFERENCE	SOLE_SOURCE_CATEGORY	Values	
				SB_Action	SB_\$
COMPETED UNDER SAP	NO SET ASIDE USED.	No Preference used	NOT SOLE SOURCE	5	2,700
	SMALL BUSINESS SET ASIDE - TOTAL	No Preference used	NOT SOLE SOURCE	4	26,506
COMPETED UNDER SAP Total				9	29,206
FULL AND OPEN COMPETITION AFTER EXCLUSION OF SOURCES	8A COMPETED	No Preference used	NOT SOLE SOURCE	6	746,365
	SMALL BUSINESS SET ASIDE - TOTAL	No Preference used	NOT SOLE SOURCE	70	9,897,333
FULL AND OPEN COMPETITION AFTER EXCLUSION OF SOURCES Total				76	10,643,698
NOT AVAILABLE FOR COMPETITION	8(A) SOLE SOURCE	No Preference used	SOLE SOURCE	20	857,660
NOT AVAILABLE FOR COMPETITION Total				20	857,660
NOT COMPETED	NO SET ASIDE USED.	No Preference used	NOT SOLE SOURCE	1	4,232
NOT COMPETED Total				1	4,232
NOT COMPETED UNDER SAP	8(A) SOLE SOURCE	No Preference used	SOLE SOURCE	8	1,864,905
	NO SET ASIDE USED.	No Preference used	NOT SOLE SOURCE	3	3,936
NOT COMPETED UNDER SAP Total				11	1,868,841
NULL	NULL	OTHER	NOT SOLE SOURCE	1	0
NULL Total				1	0
Grand Total				118	13,403,638

Department: HOMELAND SECURITY, DEPARTMENT OF
 Socio-Economic Category: ALASKAN_NATIVE_CORPORATION

FUNDING_DEPARTMENT_NAME	HOMELAND SECURITY, DEPARTMENT OF
ALASKAN_NATIVE_CORPORATION	YES

EXTENT_COMPETED_DESCRIPTION	TYPE_OF_SET_ASIDE_DESCRIPTION	EVALUATED_PREFERENCE	SOLE_SOURCE_CATEGORY	Values	
				SB_Action	SB_\$
COMPETED UNDER SAP	NO SET ASIDE USED.	No Preference used	NOT SOLE SOURCE	7	42,923
	SMALL BUSINESS SET ASIDE - TOTAL	No Preference used	NOT SOLE SOURCE	15	300,467
COMPETED UNDER SAP Total				22	343,390
COMPETITIVE DELIVERY ORDER	NO SET ASIDE USED.	No Preference used	NOT SOLE SOURCE	1	0
COMPETITIVE DELIVERY ORDER Total				1	0
FULL AND OPEN COMPETITION	NO SET ASIDE USED.	No Preference used	NOT SOLE SOURCE	11	1,066,848
	SMALL BUSINESS SET ASIDE - TOTAL	No Preference used	NOT SOLE SOURCE	34	5,210,689
FULL AND OPEN COMPETITION Total				45	6,277,538
FULL AND OPEN COMPETITION AFTER	8(A) SOLE SOURCE	No Preference used	SOLE SOURCE	1	478,627
	8A COMPETED	No Preference used	NOT SOLE SOURCE	559	308,489,280
	NO SET ASIDE USED.	No Preference used	NOT SOLE SOURCE	2	-2,000
	SERVICE DISABLED VETERAN OWNED SMALL BUSINESS	No Preference used	NOT SOLE SOURCE	5	0
	SMALL BUSINESS SET ASIDE - PARTIAL	No Preference used	NOT SOLE SOURCE	8	2,415,337
	SMALL BUSINESS SET ASIDE - TOTAL	No Preference used	NOT SOLE SOURCE	139	75,048,728
FULL AND OPEN COMPETITION AFTER				714	386,429,972
NOT AVAILABLE FOR COMPETITION	8(A) SOLE SOURCE	No Preference used	SOLE SOURCE	215	29,897,453
	8A COMPETED	No Preference used	NOT SOLE SOURCE	4	0
	NO SET ASIDE USED.	No Preference used	NOT SOLE SOURCE	18	10,931,154
NOT AVAILABLE FOR COMPETITION Total				237	40,828,607
NOT COMPETED	NO SET ASIDE USED.	No Preference used	NOT SOLE SOURCE	20	949,523
NOT COMPETED Total				20	949,523
NOT COMPETED UNDER SAP	8(A) SOLE SOURCE	No Preference used	SOLE SOURCE	28	13,504,400
	NO SET ASIDE USED.	No Preference used	NOT SOLE SOURCE	15	1,794,968
	RESERVED FOR SMALL BUSINESS	No Preference used	NOT SOLE SOURCE	1	0
NOT COMPETED UNDER SAP Total				44	15,299,368
NULL	NO SET ASIDE USED.	No Preference used	NOT SOLE SOURCE	1	0
	NULL	OTHER	NOT SOLE SOURCE	5	0
NULL Total				6	0
Grand Total				1,089	450,128,397

Department: HOMELAND SECURITY, DEPARTMENT OF
Socio-Economic Category: WOSB_EDWOSB

FUNDING_DEPARTMENT_NAME	HOMELAND SECURITY, DEPARTMENT OF
WOSB_EDWOSB	YES

EXTENT_COMPETED_DESCRIPTION	TYPE_OF_SET_ASIDE_DESCRIPTION	EVALUATED_PREFERENCE	Values	
			SB_Action	SB_\$
COMPETED UNDER SAP	8A COMPETED	No Preference used	12	83,817
	ECONOMICALLY DISADVANTAGED WOMEN OWNED SMALL BUSINESS	No Preference used	5	1,027,196
	HUBZONE SET-ASIDE	No Preference used	20	840,519
	NO SET ASIDE USED.	No Preference used	2,598	18,605,567
	RESERVED FOR SMALL BUSINESS	No Preference used	72	-4,552
	SERVICE DISABLED VETERAN OWNED SMALL BUSINESS SET-ASIDE	No Preference used	3	5,049
	SMALL BUSINESS SET ASIDE - PARTIAL	No Preference used	15	69,385
	SMALL BUSINESS SET ASIDE - TOTAL	No Preference used	1,964	25,380,482
	WOMEN OWNED SMALL BUSINESS	No Preference used	65	2,626,428
COMPETED UNDER SAP Total			4,754	48,633,891
COMPETITIVE DELIVERY ORDER	8(A) SOLE SOURCE	No Preference used	2	0
	8A COMPETED	No Preference used	4	-2
	HUBZONE SET-ASIDE	No Preference used	2	-4,960
	NO SET ASIDE USED.	No Preference used	577	568,892
	NO SET ASIDE USED.	OTHER	4	0
	NO SET ASIDE USED.	SDB Price Evaluation Adjustment	1	0
	SERVICE DISABLED VETERAN OWNED SMALL BUSINESS SET-ASIDE	No Preference used	2	0
	SMALL BUSINESS SET ASIDE - PARTIAL	No Preference used	2	-921,847
	SMALL BUSINESS SET ASIDE - TOTAL	No Preference used	851	-334,565
	NULL	No Preference used	129	-10,000
	NULL	OTHER	7	0
COMPETITIVE DELIVERY ORDER Total			1,581	-702,483
FOLLOW ON TO COMPETED ACTION	8A COMPETED	No Preference used	1	0
	NO SET ASIDE USED.	No Preference used	47	7,490
	SMALL BUSINESS SET ASIDE - TOTAL	No Preference used	7	0
	NULL	No Preference used	1	0
FOLLOW ON TO COMPETED ACTION Total			56	7,490
FULL AND OPEN COMPETITION	8(A) SOLE SOURCE	No Preference used	16	5,909,260
	8(A) SOLE SOURCE	OTHER	1	0
	8A COMPETED	No Preference used	25	6,987,128
	8A COMPETED	OTHER	3	0
	ECONOMICALLY DISADVANTAGED WOMEN OWNED SMALL BUSINESS	No Preference used	13	3,720,788
	HUBZONE SET-ASIDE	No Preference used	5	1,680,730
	NO SET ASIDE USED.	HUBZone Price Evaluation Preference	1	0
	NO SET ASIDE USED.	No Preference used	4,765	453,034,664
	SERVICE DISABLED VETERAN OWNED SMALL BUSINESS SET-ASIDE	No Preference used	1	-79,815
	SMALL BUSINESS SET ASIDE - PARTIAL	No Preference used	88	3,318,269
	SMALL BUSINESS SET ASIDE - TOTAL	No Preference used	490	82,620,221
	SMALL BUSINESS SET ASIDE - TOTAL	OTHER	21	947,939
	WOMEN OWNED SMALL BUSINESS	No Preference used	55	33,712,212
	WOMEN OWNED SMALL BUSINESS SOLE SOURCE	No Preference used	12	15,369,139
	NULL	No Preference used	15	51,233
	NULL	OTHER	292	6,925,777
FULL AND OPEN COMPETITION Total			5,803	614,197,545

EXTENT_COMPETED_DESCRIPTION	TYPE_OF_SET_ASIDE_DESCRIPTION	EVALUATED_PREFERENCE	SB_Action	SB_\$
FULL AND OPEN COMPETITION AFTER EXCLUSION OF SOURCES	8(A) SOLE SOURCE	No Preference used	18	7,553,639
	8(A) WITH HUB ZONE PREFERENCE	No Preference used	6	0
	8A COMPETED	No Preference used	390	81,673,901
	BUY INDIAN	No Preference used	1	-10,000
	ECONOMICALLY DISADVANTAGED WOMEN OWNED SMALL BUSINESS	No Preference used	167	7,369,728
	EMERGING SMALL BUSINESS SET ASIDE	No Preference used	1	0
	HUBZONE SET-ASIDE	No Preference used	1,503	157,083,531
	HUBZONE SOLE SOURCE	No Preference used	2	0
	NO SET ASIDE USED.	No Preference used	118	974,464
	SERVICE DISABLED VETERAN OWNED SMALL BUSINESS SET ASIDE	No Preference used	73	10,237,023
	SMALL BUSINESS SET ASIDE - PARTIAL	No Preference used	64	-3,076,055
	SMALL BUSINESS SET ASIDE - TOTAL	No Preference used	2,898	244,599,818
	WOMEN OWNED SMALL BUSINESS	No Preference used	98	23,243,554
	WOMEN OWNED SMALL BUSINESS SOLE SOURCE	No Preference used	2	665,987
FULL AND OPEN COMPETITION AFTER EXCLUSION OF SOURCES Total			5,341	530,315,591
NON-COMPETITIVE DELIVERY ORDER	8A COMPETED	No Preference used	2	0
	NO SET ASIDE USED.	No Preference used	71	-268
	NO SET ASIDE USED.	OTHER	1	0
	SMALL BUSINESS SET ASIDE - TOTAL	No Preference used	33	0
	NULL	No Preference used	3	0
	NULL	OTHER	5	0
NON-COMPETITIVE DELIVERY ORDER Total			115	-268
NOT AVAILABLE FOR COMPETITION	8(A) SOLE SOURCE	No Preference used	641	69,774,099
	8(A) SOLE SOURCE	OTHER	5	0
	HUBZONE SET-ASIDE	No Preference used	1	0
	HUBZONE SOLE SOURCE	No Preference used	3	172,317
	NO SET ASIDE USED.	No Preference used	102	7,255,573
	SMALL BUSINESS SET ASIDE - TOTAL	No Preference used	1	0
	WOMEN OWNED SMALL BUSINESS SOLE SOURCE	No Preference used	13	792,714
	NULL	No Preference used	5	0
	NULL	OTHER	4	0
NOT AVAILABLE FOR COMPETITION Total			775	77,994,702
NOT COMPETED	8(A) SOLE SOURCE	No Preference used	1	0
	NO SET ASIDE USED.	No Preference used	927	22,854,061
	SMALL BUSINESS SET ASIDE - TOTAL	No Preference used	1	0
	NULL	No Preference used	2	0
	NULL	OTHER	18	0
NOT COMPETED Total			949	22,854,061
NOT COMPETED UNDER SAP	8(A) SOLE SOURCE	No Preference used	256	12,050,073
	HUBZONE SOLE SOURCE	No Preference used	4	1,935
	NO SET ASIDE USED.	No Preference used	771	4,497,078
	RESERVED FOR SMALL BUSINESS	No Preference used	5	0
	SMALL BUSINESS SET ASIDE - TOTAL	No Preference used	7	0
	WOMEN OWNED SMALL BUSINESS SOLE SOURCE	No Preference used	4	512,174
	NULL	OTHER	6	0
NOT COMPETED UNDER SAP Total			1,053	17,061,261
NULL	8(A) SOLE SOURCE	No Preference used	5	0
	NO SET ASIDE USED.	No Preference used	234	0
	RESERVED FOR SMALL BUSINESS	No Preference used	3	0
	SMALL BUSINESS SET ASIDE - TOTAL	No Preference used	239	0
	NULL	No Preference used	37	0
	NULL	OTHER	70	0
NULL Total			588	0
Grand Total			21,015	1,310,361,790

Department: COMMERCE, DEPARTMENT OF
 Socio-Economic Category: Small Business

FUNDING DEPARTMENT NAME	COMMERCE, DEPARTMENT OF
-------------------------	-------------------------

EXTENT_COMPETED_DESCRIPTION	TYPE_OF_SET_ASIDE_DESCRIPTION	EVALUATED_PREFERENCE	SOLE_SOURCE_CATEGORY	Values	
				SB_Action	SB_\$
COMPETED UNDER SAP	8A COMPETED	No Preference used	NOT SOLE SOURCE	29	1,893,021
	ECONOMICALLY DISADVANTAGED WOMEN OWNED	No Preference used	NOT SOLE SOURCE	6	202,208
	HUBZONE SET-ASIDE	No Preference used	NOT SOLE SOURCE	44	1,332,286
	NO SET ASIDE USED.	No Preference used	NOT SOLE SOURCE	1,254	50,097,429
	RESERVED FOR SMALL BUSINESS	No Preference used	NOT SOLE SOURCE	24	-7,270
	SERVICE DISABLED VETERAN OWNED SMALL BUSINESS	No Preference used	NOT SOLE SOURCE	47	3,919,178
	SMALL BUSINESS SET ASIDE - PARTIAL	No Preference used	NOT SOLE SOURCE	21	-816,163
	SMALL BUSINESS SET ASIDE - TOTAL	No Preference used	NOT SOLE SOURCE	4,431	282,862,748
	WOMEN OWNED SMALL BUSINESS	No Preference used	NOT SOLE SOURCE	29	2,362,167
	NULL	No Preference used	NOT SOLE SOURCE	1	48,000
	COMPETED UNDER SAP Total			5,886	341,893,603
COMPETITIVE DELIVERY ORDER	8A COMPETED	No Preference used	NOT SOLE SOURCE	1	0
	NO SET ASIDE USED.	No Preference used	NOT SOLE SOURCE	78	-182,492
	SERVICE DISABLED VETERAN OWNED SMALL BUSINESS	No Preference used	NOT SOLE SOURCE	1	0
	SMALL BUSINESS SET ASIDE - TOTAL	No Preference used	NOT SOLE SOURCE	8	-93,324
	NULL	No Preference used	NOT SOLE SOURCE	26	-6,975
COMPETITIVE DELIVERY ORDER Total			114	-282,792	
FOLLOW ON TO COMPETED ACTION	8(A) SOLE SOURCE	No Preference used	SOLE SOURCE	1	0
	NO SET ASIDE USED.	No Preference used	NOT SOLE SOURCE	5	-12,579
	SMALL BUSINESS SET ASIDE - PARTIAL	No Preference used	NOT SOLE SOURCE	2	0
	SMALL BUSINESS SET ASIDE - TOTAL	No Preference used	NOT SOLE SOURCE	1	0
FOLLOW ON TO COMPETED ACTION			9	-12,579	
FULL AND OPEN COMPETITION	8(A) SOLE SOURCE	No Preference used	SOLE SOURCE	15	6,853,098
	8A COMPETED	No Preference used	NOT SOLE SOURCE	17	16,757,683
	ECONOMICALLY DISADVANTAGED WOMEN OWNED	No Preference used	NOT SOLE SOURCE	11	1,068,904
	HUBZONE SET-ASIDE	No Preference used	NOT SOLE SOURCE	36	6,266,771
	NO SET ASIDE USED.	No Preference used	NOT SOLE SOURCE	2,994	353,735,304
	NO SET ASIDE USED.	OTHER	NOT SOLE SOURCE	1	0
	NO SET ASIDE USED.	SDB Price Evaluation Adjustment	NOT SOLE SOURCE	1	0
	SDVOSB SOLE SOURCE	No Preference used	SOLE SOURCE	16	2,498,068
	SERVICE DISABLED VETERAN OWNED SMALL BUSINESS	No Preference used	NOT SOLE SOURCE	34	9,253,014
	SMALL BUSINESS SET ASIDE - PARTIAL	No Preference used	NOT SOLE SOURCE	7	434,213
	SMALL BUSINESS SET ASIDE - TOTAL	No Preference used	NOT SOLE SOURCE	589	65,984,831
	SMALL BUSINESS SET ASIDE - TOTAL	OTHER	NOT SOLE SOURCE	73	4,620,135
	WOMEN OWNED SMALL BUSINESS	No Preference used	NOT SOLE SOURCE	13	1,299,496
	WOMEN OWNED SMALL BUSINESS SOLE SOURCE	No Preference used	WOSB_SS_Non_MFG	1	165,000
	NULL	No Preference used	NOT SOLE SOURCE	19	12,221,629
	NULL	OTHER	NOT SOLE SOURCE	224	23,939,745
	FULL AND OPEN COMPETITION Total			4,051	505,097,892
FULL AND OPEN COMPETITION	8(A) SOLE SOURCE	No Preference used	SOLE SOURCE	50	9,878,265
	8A COMPETED	No Preference used	NOT SOLE SOURCE	535	104,494,033
	HUBZONE SET-ASIDE	No Preference used	NOT SOLE SOURCE	143	21,409,485
	NO SET ASIDE USED.	No Preference used	NOT SOLE SOURCE	39	10,458,455
	SDVOSB SOLE SOURCE	No Preference used	SOLE SOURCE	1	0
	SERVICE DISABLED VETERAN OWNED SMALL BUSINESS	No Preference used	NOT SOLE SOURCE	228	29,050,719
	SMALL BUSINESS SET ASIDE - PARTIAL	No Preference used	NOT SOLE SOURCE	33	2,385,654
	SMALL BUSINESS SET ASIDE - TOTAL	No Preference used	NOT SOLE SOURCE	3,307	502,703,734
	WOMEN OWNED SMALL BUSINESS	No Preference used	NOT SOLE SOURCE	39	45,238,872
	FULL AND OPEN COMPETITION AFTER			4,375	725,619,218
NON-COMPETITIVE DELIVERY ORDER	8A COMPETED	No Preference used	NOT SOLE SOURCE	1	0
	NO SET ASIDE USED.	No Preference used	NOT SOLE SOURCE	31	-57,650
	SMALL BUSINESS SET ASIDE - TOTAL	No Preference used	NOT SOLE SOURCE	7	-3,056
	NULL	No Preference used	NOT SOLE SOURCE	3	-25
NON-COMPETITIVE DELIVERY ORDER			42	-60,731	
NOT AVAILABLE FOR COMPETITION	8(A) SOLE SOURCE	No Preference used	SOLE SOURCE	642	83,222,711
	8(A) SOLE SOURCE	OTHER	SOLE SOURCE	23	1,936,298
	8(A) WITH HUB ZONE PREFERENCE	No Preference used	NOT SOLE SOURCE	3	0
	HUBZONE SOLE SOURCE	No Preference used	SOLE SOURCE	1	192,943
	NO SET ASIDE USED.	No Preference used	NOT SOLE SOURCE	70	3,924,228
	SDVOSB SOLE SOURCE	No Preference used	SOLE SOURCE	4	1,810,708
	SMALL BUSINESS SET ASIDE - TOTAL	OTHER	NOT SOLE SOURCE	6	190,162
	WOMEN OWNED SMALL BUSINESS SOLE SOURCE	No Preference used	WOSB_SS_MFG	2	327,838
	WOMEN OWNED SMALL BUSINESS SOLE SOURCE	No Preference used	WOSB_SS_Non_MFG	7	1,034,081
	NULL	OTHER	NOT SOLE SOURCE	2	0
	NOT AVAILABLE FOR COMPETITION			760	92,638,969

EXTENT_COMPETED_DESCRIPTION	TYPE_OF_SET_ASIDE_DESCRIPTION	EVALUATED_PREFERENCE	SOLE_SOURCE_CATEGORY	SB_Action	SB_\$
NOT COMPETED	8(A) SOLE SOURCE	No Preference used	SOLE SOURCE	6	0
	NO SET ASIDE USED.	No Preference used	NOT SOLE SOURCE	496	20,826,555
NOT COMPETED Total				502	20,826,555
NOT COMPETED UNDER SAP	8(A) SOLE SOURCE	No Preference used	SOLE SOURCE	358	33,885,066
	HUBZONE SOLE SOURCE	No Preference used	SOLE SOURCE	5	100,641
	NO SET ASIDE USED.	No Preference used	NOT SOLE SOURCE	1,453	33,251,542
	RESERVED FOR SMALL BUSINESS	No Preference used	NOT SOLE SOURCE	12	-1,274
	SDVOSB SOLE SOURCE	No Preference used	SOLE SOURCE	6	931,907
	SMALL BUSINESS SET ASIDE - PARTIAL	No Preference used	NOT SOLE SOURCE	1	-12,729
	WOMEN OWNED SMALL BUSINESS SOLE SOURCE	No Preference used	WOSB_SS_Non_MFG	3	179,450
	ECONOMICALLY DISADVANTAGED WOMEN OWNED	No Preference used	EDWOSB_SS_NON_MFG	1	149,139
NOT COMPETED UNDER SAP Total				1,839	68,483,742
NULL	8(A) SOLE SOURCE	No Preference used	SOLE SOURCE	4	0
	NO SET ASIDE USED.	Combined HUB/SDB Preference	NOT SOLE SOURCE	1	0
	NO SET ASIDE USED.	No Preference used	NOT SOLE SOURCE	48	-40,328
	RESERVED FOR SMALL BUSINESS	No Preference used	NOT SOLE SOURCE	1	0
	SMALL BUSINESS SET ASIDE - PARTIAL	No Preference used	NOT SOLE SOURCE	9	0
	SMALL BUSINESS SET ASIDE - TOTAL	No Preference used	NOT SOLE SOURCE	4	0
	NULL	No Preference used	NOT SOLE SOURCE	11	98,829
	NULL	OTHER	NOT SOLE SOURCE	210	7,281
NULL Total				288	65,782
Grand Total				17,866	1,754,269,659

Department: COMMERCE, DEPARTMENT OF
 Socio-Economic Category: SRDVOB_FLAG

FUNDING_DEPARTMENT_NAME	COMMERCE, DEPARTMENT OF
SRDVOB_FLAG	YES

EXTENT_COMPETED_DESCRIPTION	TYPE_OF_SET_ASIDE_DESCRIPTION	EVALUATED_PREFERENCE	SOLE_SOURCE_CATEGORY	Values	
				SB_Action	SB_\$
COMPETED UNDER SAP	8A COMPETED	No Preference used	NOT SOLE SOURCE	23	1,760,521
	HUBZONE SET-ASIDE	No Preference used	NOT SOLE SOURCE	5	28,086
	NO SET ASIDE USED.	No Preference used	NOT SOLE SOURCE	43	534,660
	RESERVED FOR SMALL BUSINESS	No Preference used	NOT SOLE SOURCE	1	-
	SERVICE DISABLED VETERAN OWNED SMALL BUSINESS	No Preference used	NOT SOLE SOURCE	47	3,919,178
	SMALL BUSINESS SET ASIDE - TOTAL	No Preference used	NOT SOLE SOURCE	233	7,455,270
COMPETED UNDER SAP Total				352	13,697,714
COMPETITIVE DELIVERY ORDER	8A COMPETED	No Preference used	NOT SOLE SOURCE	1	-
	SERVICE DISABLED VETERAN OWNED SMALL BUSINESS	No Preference used	NOT SOLE SOURCE	1	-
	NULL	No Preference used	NOT SOLE SOURCE	1	-
COMPETITIVE DELIVERY ORDER Total				3	-
FULL AND OPEN COMPETITION	8(A) SOLE SOURCE	No Preference used	SOLE SOURCE	5	1,294,409
	8A COMPETED	No Preference used	NOT SOLE SOURCE	1	157,881
	HUBZONE SET-ASIDE	No Preference used	NOT SOLE SOURCE	6	1,582,554
	NO SET ASIDE USED.	No Preference used	NOT SOLE SOURCE	406	89,373,873
	SDVOSB SOLE SOURCE	No Preference used	SOLE SOURCE	16	2,498,068
	SERVICE DISABLED VETERAN OWNED SMALL BUSINESS	No Preference used	NOT SOLE SOURCE	33	9,041,824
	SMALL BUSINESS SET ASIDE - PARTIAL	No Preference used	NOT SOLE SOURCE	4	26,991
	SMALL BUSINESS SET ASIDE - TOTAL	No Preference used	NOT SOLE SOURCE	84	9,965,562
	NULL	No Preference used	NOT SOLE SOURCE	2	143,169
	NULL	OTHER	NOT SOLE SOURCE	6	711,768
FULL AND OPEN COMPETITION Total				563	114,796,098
FULL AND OPEN COMPETITION	8A COMPETED	No Preference used	NOT SOLE SOURCE	11	3,484,475
	HUBZONE SET-ASIDE	No Preference used	NOT SOLE SOURCE	18	663,638
	SDVOSB SOLE SOURCE	No Preference used	SOLE SOURCE	1	-
	SERVICE DISABLED VETERAN OWNED SMALL BUSINESS	No Preference used	NOT SOLE SOURCE	228	29,050,719
	SMALL BUSINESS SET ASIDE - TOTAL	No Preference used	NOT SOLE SOURCE	194	11,959,889
FULL AND OPEN COMPETITION AFTER				452	45,158,721
NOT AVAILABLE FOR COMPETITION	8(A) SOLE SOURCE	No Preference used	SOLE SOURCE	77	6,654,911
	NO SET ASIDE USED.	No Preference used	NOT SOLE SOURCE	4	(56,739)
	SDVOSB SOLE SOURCE	No Preference used	SOLE SOURCE	3	1,810,708
	WOMEN OWNED SMALL BUSINESS SOLE SOURCE	No Preference used	WOSB_SS_Non_MFG	1	176,474
NOT AVAILABLE FOR COMPETITION				85	8,585,355
NOT COMPETED	NO SET ASIDE USED.	No Preference used	NOT SOLE SOURCE	6	911,188
NOT COMPETED Total				6	911,188
NOT COMPETED UNDER SAP	8(A) SOLE SOURCE	No Preference used	SOLE SOURCE	37	4,218,910
	NO SET ASIDE USED.	No Preference used	NOT SOLE SOURCE	23	426,897
	SDVOSB SOLE SOURCE	No Preference used	SOLE SOURCE	6	931,907
NOT COMPETED UNDER SAP Total				66	5,577,714
NULL	NO SET ASIDE USED.	No Preference used	NOT SOLE SOURCE	1	-
	NULL	OTHER	NOT SOLE SOURCE	15	1,734
NULL Total				16	1,734
Grand Total				1,543	188,728,524

Department: COMMERCE, DEPARTMENT OF
 Socio-Economic Category: HubZone_FLAG

FUNDING_DEPARTMENT_NAME	COMMERCE, DEPARTMENT OF
HubZone_FLAG	YES

EXTENT_COMPETED_DESCRIPTION	TYPE_OF_SET_ASIDE_DESCRIPTION	EVALUATED_PREFERENCE	SOLE_SOURCE_CATEGORY	Values	
				SB_Action	SB_
COMPETED UNDER SAP	8A COMPETED	No Preference used	NOT SOLE SOURCE	3	40,442
	HUBZONE SET-ASIDE	No Preference used	NOT SOLE SOURCE	44	1,332,286
	NO SET ASIDE USED.	No Preference used	NOT SOLE SOURCE	58	6,770,271
	RESERVED FOR SMALL BUSINESS	No Preference used	NOT SOLE SOURCE	1	0
	SERVICE DISABLED VETERAN OWNED SMALL BUSINESS	No Preference used	NOT SOLE SOURCE	4	369,458
	SMALL BUSINESS SET ASIDE - TOTAL	No Preference used	NOT SOLE SOURCE	231	148,686,526
	WOMEN OWNED SMALL BUSINESS	No Preference used	NOT SOLE SOURCE	7	824,725
COMPETED UNDER SAP Total				348	158,023,707
COMPETITIVE DELIVERY ORDER	8A COMPETED	No Preference used	NOT SOLE SOURCE	1	0
	NO SET ASIDE USED.	No Preference used	NOT SOLE SOURCE	4	0
COMPETITIVE DELIVERY ORDER Total				5	0
FOLLOW ON TO COMPETED ACTION	8(A) SOLE SOURCE	No Preference used	SOLE SOURCE	1	0
FOLLOW ON TO COMPETED ACTION				1	0
FULL AND OPEN COMPETITION	8A COMPETED	No Preference used	NOT SOLE SOURCE	1	157,881
	HUBZONE SET-ASIDE	No Preference used	NOT SOLE SOURCE	36	6,266,771
	NO SET ASIDE USED.	No Preference used	NOT SOLE SOURCE	114	14,404,857
	SMALL BUSINESS SET ASIDE - PARTIAL	No Preference used	NOT SOLE SOURCE	1	49,238
	SMALL BUSINESS SET ASIDE - TOTAL	No Preference used	NOT SOLE SOURCE	18	2,930,617
	SMALL BUSINESS SET ASIDE - TOTAL	OTHER	NOT SOLE SOURCE	1	48,249
	NULL	OTHER	NOT SOLE SOURCE	2	112,942
FULL AND OPEN COMPETITION Total				173	23,970,556
FULL AND OPEN COMPETITION AFTER EXCLUSION OF SOURCES	8A COMPETED	No Preference used	NOT SOLE SOURCE	9	1,377,113
	HUBZONE SET-ASIDE	No Preference used	NOT SOLE SOURCE	143	21,409,485
	SERVICE DISABLED VETERAN OWNED SMALL BUSINESS	No Preference used	NOT SOLE SOURCE	2	65,705
	SMALL BUSINESS SET ASIDE - TOTAL	No Preference used	NOT SOLE SOURCE	233	11,117,815
	WOMEN OWNED SMALL BUSINESS	No Preference used	NOT SOLE SOURCE	3	392,574
FULL AND OPEN COMPETITION AFTER				390	34,362,693
NOT AVAILABLE FOR COMPETITION	8(A) SOLE SOURCE	No Preference used	SOLE SOURCE	104	10,510,097
	8(A) SOLE SOURCE	OTHER	SOLE SOURCE	1	6,081
	8(A) WITH HUB ZONE PREFERENCE	No Preference used	NOT SOLE SOURCE	3	0
	HUBZONE SOLE SOURCE	No Preference used	SOLE SOURCE	1	192,943
	NO SET ASIDE USED.	No Preference used	NOT SOLE SOURCE	4	807
	SDVOSB SOLE SOURCE	No Preference used	SOLE SOURCE	1	0
	SMALL BUSINESS SET ASIDE - TOTAL	OTHER	NOT SOLE SOURCE	3	134,129
NOT AVAILABLE FOR COMPETITION				117	10,844,057
NOT COMPETED	NO SET ASIDE USED.	No Preference used	NOT SOLE SOURCE	9	1,550,108
NOT COMPETED Total				9	1,550,108
NOT COMPETED UNDER SAP	8(A) SOLE SOURCE	No Preference used	SOLE SOURCE	78	12,925,276
	HUBZONE SOLE SOURCE	No Preference used	SOLE SOURCE	5	100,641
	NO SET ASIDE USED.	No Preference used	NOT SOLE SOURCE	16	140,522
NOT COMPETED UNDER SAP Total				99	13,166,440
NULL	8(A) SOLE SOURCE	No Preference used	SOLE SOURCE	3	0
	NO SET ASIDE USED.	Combined HUB/SDB Preference	NOT SOLE SOURCE	1	0
	NO SET ASIDE USED.	No Preference used	NOT SOLE SOURCE	1	0
	NULL	OTHER	NOT SOLE SOURCE	18	609

EXTENT_COMPETED_DESCRIPTION	TYPE_OF_SET_ASIDE_DESCRIPTION	EVALUATED_PREFERENCE	SOLE_SOURCE_CATEGORY	SB_Action	SB_\$
NULL Total				23	609
Grand Total				1,165	241,918,170

Department: COMMERCE, DEPARTMENT OF
 Socio-Economic Category: SDB

FUNDING_DEPARTMENT_NAME	COMMERCE, DEPARTMENT OF
SDB	YES

EXTENT_COMPETED_DESCRIPTION	TYPE_OF_SET_ASIDE_DESCRIPTION	EVALUATED_PREFERENCE	SOLE_SOURCE_CATEGORY	Values	
				SB_Action	SB_ \$
COMPETED UNDER SAP	8A COMPETED	No Preference used	NOT SOLE SOURCE	29	1,893,021
	ECONOMICALLY DISADVANTAGED WOMEN OWNED SMALL BUSINESS	No Preference used	NOT SOLE SOURCE	5	152,604
	HUBZONE SET-ASIDE	No Preference used	NOT SOLE SOURCE	31	-4,478
	NO SET ASIDE USED.	No Preference used	NOT SOLE SOURCE	189	13,888,842
	RESERVED FOR SMALL BUSINESS	No Preference used	NOT SOLE SOURCE	1	-1
	SERVICE DISABLED VETERAN OWNED SMALL BUSINESS SET-ASIDE	No Preference used	NOT SOLE SOURCE	5	501,592
	SMALL BUSINESS SET ASIDE - PARTIAL	No Preference used	NOT SOLE SOURCE	2	8,096
	SMALL BUSINESS SET ASIDE - TOTAL	No Preference used	NOT SOLE SOURCE	918	42,216,351
	WOMEN OWNED SMALL BUSINESS	No Preference used	NOT SOLE SOURCE	13	971,457
COMPETED UNDER SAP Total				1,193	59,627,483
COMPETITIVE DELIVERY ORDER	8A COMPETED	No Preference used	NOT SOLE SOURCE	1	0
	NO SET ASIDE USED.	No Preference used	NOT SOLE SOURCE	21	0
	SMALL BUSINESS SET ASIDE - TOTAL	No Preference used	NOT SOLE SOURCE	4	0
	NULL	No Preference used	NOT SOLE SOURCE	5	0
COMPETITIVE DELIVERY ORDER Total				31	0
FOLLOW ON TO COMPETED ACTION	8(A) SOLE SOURCE	No Preference used	SOLE SOURCE	1	0
	NO SET ASIDE USED.	No Preference used	NOT SOLE SOURCE	1	-12,579
	SMALL BUSINESS SET ASIDE - TOTAL	No Preference used	NOT SOLE SOURCE	1	0
FOLLOW ON TO COMPETED ACTION Total				3	-12,579
FULL AND OPEN COMPETITION	8(A) SOLE SOURCE	No Preference used	SOLE SOURCE	13	5,307,592
	8A COMPETED	No Preference used	NOT SOLE SOURCE	16	16,757,941
	ECONOMICALLY DISADVANTAGED WOMEN OWNED SMALL BUSINESS	No Preference used	NOT SOLE SOURCE	11	1,068,904
	HUBZONE SET-ASIDE	No Preference used	NOT SOLE SOURCE	30	5,103,268
	NO SET ASIDE USED.	No Preference used	NOT SOLE SOURCE	974	89,962,992
	NO SET ASIDE USED.	SDB Price Evaluation Adjustment	NOT SOLE SOURCE	1	0
	SDVOB SOLE SOURCE	No Preference used	SOLE SOURCE	15	2,439,632
	SERVICE DISABLED VETERAN OWNED SMALL BUSINESS SET-ASIDE	No Preference used	NOT SOLE SOURCE	15	2,519,979
	SMALL BUSINESS SET ASIDE - PARTIAL	No Preference used	NOT SOLE SOURCE	5	-60,717
	SMALL BUSINESS SET ASIDE - TOTAL	No Preference used	NOT SOLE SOURCE	187	22,959,351
	SMALL BUSINESS SET ASIDE - TOTAL	OTHER	NOT SOLE SOURCE	5	55,516
	WOMEN OWNED SMALL BUSINESS	No Preference used	NOT SOLE SOURCE	13	1,299,496
	NULL	No Preference used	NOT SOLE SOURCE	7	0
	NULL	OTHER	NOT SOLE SOURCE	25	1,822,932
FULL AND OPEN COMPETITION Total				1,317	149,236,885
FULL AND OPEN COMPETITION AFTER EXCLUSION OF SOURCES	8(A) SOLE SOURCE	No Preference used	SOLE SOURCE	50	9,878,265
	8A COMPETED	No Preference used	NOT SOLE SOURCE	535	104,494,033
	HUBZONE SET-ASIDE	No Preference used	NOT SOLE SOURCE	85	14,910,891
	NO SET ASIDE USED.	No Preference used	NOT SOLE SOURCE	29	10,461,571
	SERVICE DISABLED VETERAN OWNED SMALL BUSINESS SET-ASIDE	No Preference used	NOT SOLE SOURCE	40	7,087,430
	SMALL BUSINESS SET ASIDE - PARTIAL	No Preference used	NOT SOLE SOURCE	1	0
	SMALL BUSINESS SET ASIDE - TOTAL	No Preference used	NOT SOLE SOURCE	1,206	202,178,201
	WOMEN OWNED SMALL BUSINESS	No Preference used	NOT SOLE SOURCE	3	259,067
FULL AND OPEN COMPETITION AFTER EXCLUSION OF SOURCES Total				1,949	349,269,458
NON-COMPETITIVE DELIVERY ORDER	8A COMPETED	No Preference used	NOT SOLE SOURCE	1	0
	SMALL BUSINESS SET ASIDE - TOTAL	No Preference used	NOT SOLE SOURCE	5	-3,056
	NULL	No Preference used	NOT SOLE SOURCE	1	0
NON-COMPETITIVE DELIVERY ORDER Total				7	-3,056
NOT AVAILABLE FOR COMPETITION	8(A) SOLE SOURCE	No Preference used	SOLE SOURCE	642	83,222,711
	8(A) SOLE SOURCE	OTHER	SOLE SOURCE	23	1,936,298
	8(A) WITH HUB ZONE PREFERENCE	No Preference used	NOT SOLE SOURCE	3	0

EXTENT_COMPETED_DESCRIPTION	TYPE_OF_SET_ASIDE_DESCRIPTION	EVALUATED_PREFERENCE	SOLE_SOURCE_CATEGORY	SB_Action	SB_ \$
NOT AVAILABLE FOR COMPETITION	NO SET ASIDE USED.	No Preference used	NOT SOLE SOURCE	19	1,261,783
	SDVO SB SOLE SOURCE	No Preference used	SOLE SOURCE	2	1,810,708
	SMALL BUSINESS SET ASIDE - TOTAL	OTHER	NOT SOLE SOURCE	6	190,162
	WOMEN OWNED SMALL BUSINESS SOLE SOURCE	No Preference used	WOSB_SS_Non_MFG	3	418,245
NOT AVAILABLE FOR COMPETITION Total				698	88,839,907
NOT COMPETED	8(A) SOLE SOURCE	No Preference used	SOLE SOURCE	6	0
	NO SET ASIDE USED.	No Preference used	NOT SOLE SOURCE	54	5,198,612
NOT COMPETED Total				60	5,198,612
NOT COMPETED UNDER SAP	8(A) SOLE SOURCE	No Preference used	SOLE SOURCE	358	33,885,066
	HUBZONE SOLE SOURCE	No Preference used	SOLE SOURCE	1	26,902
	NO SET ASIDE USED.	No Preference used	NOT SOLE SOURCE	185	11,650,420
	RESERVED FOR SMALL BUSINESS	No Preference used	NOT SOLE SOURCE	2	0
	SDVO SB SOLE SOURCE	No Preference used	SOLE SOURCE	4	724,594
	WOMEN OWNED SMALL BUSINESS SOLE SOURCE	No Preference used	WOSB_SS_Non_MFG	3	179,450
	ECONOMICALLY DISADVANTAGED WOMEN OWNED SMALL BUSINESS SOLE SOURCE	No Preference used	EDWOSB_SS_NON_MFG	1	149,139
NOT COMPETED UNDER SAP Total				554	46,615,571
NULL	8(A) SOLE SOURCE	No Preference used	SOLE SOURCE	4	0
	NO SET ASIDE USED.	No Preference used	NOT SOLE SOURCE	8	0
	RESERVED FOR SMALL BUSINESS	No Preference used	NOT SOLE SOURCE	1	0
	SMALL BUSINESS SET ASIDE - TOTAL	No Preference used	NOT SOLE SOURCE	1	0
	NULL	No Preference used	NOT SOLE SOURCE	2	0
	NULL	OTHER	NOT SOLE SOURCE	73	608
NULL Total				89	608
Grand Total				5,901	698,772,891

Department: COMMERCE, DEPARTMENT OF
 Socio-Economic Category: INDIAN_TRIBE

FUNDING_DEPARTMENT_NAME	COMMERCE, DEPARTMENT OF
INDIAN_TRIBE	YES

EXTENT_COMPETED_DESCRIPTION	TYPE_OF_SET_ASIDE_DESCRIPTION	EVALUATED_PREFERENCE	SOLE_SOURCE_CATEGORY	Values	
				SB_Action	SB_ \$
COMPETED UNDER SAP	8A COMPETED	No Preference used	NOT SOLE SOURCE	1	0
	NO SET ASIDE USED.	No Preference used	NOT SOLE SOURCE	1	48,300
	SMALL BUSINESS SET ASIDE - TOTAL	No Preference used	NOT SOLE SOURCE	8	87,363
COMPETED UNDER SAP Total				10	135,663
FULL AND OPEN COMPETITION	NO SET ASIDE USED.	No Preference used	NOT SOLE SOURCE	1	59,329
FULL AND OPEN COMPETITION Total				1	59,329
FULL AND OPEN COMPETITION AFTER EXCLUSION OF SOURCES	8A COMPETED	No Preference used	NOT SOLE SOURCE	5	578,169
	HUBZONE SET-ASIDE	No Preference used	NOT SOLE SOURCE	1	0
FULL AND OPEN COMPETITION AFTER EXCLUSION OF SOURCES Total				6	578,169
NOT AVAILABLE FOR COMPETITION	8(A) SOLE SOURCE	No Preference used	SOLE SOURCE	7	259,710
NOT AVAILABLE FOR COMPETITION Total				7	259,710
NOT COMPETED UNDER SAP	8(A) SOLE SOURCE	No Preference used	SOLE SOURCE	16	663,949
NOT COMPETED UNDER SAP Total				16	663,949
Grand Total				40	1,696,819

Department: COMMERCE, DEPARTMENT OF
 Socio-Economic Category: NATIVE_HAWAIIAN_ORGANIZATION

FUNDING_DEPARTMENT_NAME	COMMERCE, DEPARTMENT OF
NATIVE_HAWAIIAN_ORGANIZATION	YES

EXTENT_COMPETED_DESCRIPTION	TYPE_OF_SET_ASIDE_DESCRIPTION	EVALUATED_PREFERENCE	SOLE_SOURCE_CATEGORY	Values	
				SB_Action	SB_ \$
COMPETED UNDER SAP	NO SET ASIDE USED.	No Preference used	NOT SOLE SOURCE	1	39,500
	SMALL BUSINESS SET ASIDE - TOTAL	No Preference used	NOT SOLE SOURCE	3	11,901
COMPETED UNDER SAP Total				4	51,401
FULL AND OPEN COMPETITION AFTER	SMALL BUSINESS SET ASIDE - TOTAL	No Preference used	NOT SOLE SOURCE	1	266,958
FULL AND OPEN COMPETITION AFTER				1	266,958
NOT AVAILABLE FOR COMPETITION	8(A) SOLE SOURCE	No Preference used	SOLE SOURCE	6	761,384
NOT AVAILABLE FOR COMPETITION Total				6	761,384
NOT COMPETED UNDER SAP	8(A) SOLE SOURCE	No Preference used	SOLE SOURCE	1	54,512
NOT COMPETED UNDER SAP Total				1	54,512
Grand Total				12	1,134,255

Department: COMMERCE, DEPARTMENT OF
 Socio-Economic Category: ALASKAN_NATIVE_CORPORATION

FUNDING_DEPARTMENT_NAME	COMMERCE, DEPARTMENT OF
ALASKAN_NATIVE_CORPORATION	YES

EXTENT_COMPETED_DESCRIPTION	TYPE_OF_SET_ASIDE_DESCRIPTION	EVALUATED_PREFERENCE	SOLE_SOURCE_CATEGORY	Values	
				SB_Action	SB_\$
COMPETED UNDER SAP	NO SET ASIDE USED.	No Preference used	NOT SOLE SOURCE	7	-279,219
	SMALL BUSINESS SET ASIDE - TOTAL	No Preference used	NOT SOLE SOURCE	16	545,925
COMPETED UNDER SAP Total				23	266,706
FULL AND OPEN COMPETITION	8(A) SOLE SOURCE	No Preference used	SOLE SOURCE	3	1,644,425
	NO SET ASIDE USED.	No Preference used	NOT SOLE SOURCE	28	906,650
	SMALL BUSINESS SET ASIDE - TOTAL	No Preference used	NOT SOLE SOURCE	2	3,921,985
FULL AND OPEN COMPETITION Total				33	6,473,060
FULL AND OPEN COMPETITION AFTER EXCLUSION OF SOURCES	8(A) SOLE SOURCE	No Preference used	SOLE SOURCE	8	2,519,058
	8A COMPETED	No Preference used	NOT SOLE SOURCE	33	10,993,118
	NO SET ASIDE USED.	No Preference used	NOT SOLE SOURCE	1	-5,112
	SMALL BUSINESS SET ASIDE - TOTAL	No Preference used	NOT SOLE SOURCE	51	16,285,925
FULL AND OPEN COMPETITION AFTER				93	29,792,989
NOT AVAILABLE FOR COMPETITION	8(A) SOLE SOURCE	No Preference used	SOLE SOURCE	104	27,145,558
NOT AVAILABLE FOR COMPETITION Total				104	27,145,558
NOT COMPETED	NO SET ASIDE USED.	No Preference used	NOT SOLE SOURCE	2	96,058
NOT COMPETED Total				2	96,058
NOT COMPETED UNDER SAP	8(A) SOLE SOURCE	No Preference used	SOLE SOURCE	20	4,127,449
	NO SET ASIDE USED.	No Preference used	NOT SOLE SOURCE	8	2,980,461
NOT COMPETED UNDER SAP Total				28	7,107,910
Grand Total				283	70,882,281

Department: COMMERCE, DEPARTMENT OF
 Socio-Economic Category: WOSB_EDWOSB

FUNDING_DEPARTMENT_NAME	COMMERCE, DEPARTMENT OF
WOSB_EDWOSB	YES

EXTENT_COMPETED_DESCRIPTION	TYPE_OF_SET_ASIDE_DESCRIPTION	EVALUATED_PREFERENCE	Values	
			SB_Action	SB_\$
COMPETED UNDER SAP	8A COMPETED	No Preference used	2	41,025
	ECONOMICALLY DISADVANTAGED WOMEN OWNED SMALL BUSINESS	No Preference used	6	202,208
	HUBZONE SET-ASIDE	No Preference used	28	-367,129
	NO SET ASIDE USED.	No Preference used	192	6,296,869
	RESERVED FOR SMALL BUSINESS	No Preference used	7	-1,226
	SERVICE DISABLED VETERAN OWNED SMALL BUSINESS SET-ASIDE	No Preference used	2	171,435
	SMALL BUSINESS SET ASIDE - PARTIAL	No Preference used	1	0
	SMALL BUSINESS SET ASIDE - TOTAL	No Preference used	786	38,925,044
	WOMEN OWNED SMALL BUSINESS	No Preference used	29	2,362,167
COMPETED UNDER SAP Total			1,053	47,630,394
COMPETITIVE DELIVERY ORDER	NO SET ASIDE USED.	No Preference used	25	-118,354
	SMALL BUSINESS SET ASIDE - TOTAL	No Preference used	2	-75,138
	NULL	No Preference used	3	0
COMPETITIVE DELIVERY ORDER Total			30	-193,492
FULL AND OPEN COMPETITION	8(A) SOLE SOURCE	No Preference used	3	864,389
	8A COMPETED	No Preference used	1	157,881
	ECONOMICALLY DISADVANTAGED WOMEN OWNED SMALL BUSINESS	No Preference used	11	1,068,904
	HUBZONE SET-ASIDE	No Preference used	12	1,732,176
	NO SET ASIDE USED.	No Preference used	887	77,265,207
	SMALL BUSINESS SET ASIDE - PARTIAL	No Preference used	2	-38,470
	SMALL BUSINESS SET ASIDE - TOTAL	No Preference used	186	13,037,348
	SMALL BUSINESS SET ASIDE - TOTAL	OTHER	10	143,044
	WOMEN OWNED SMALL BUSINESS	No Preference used	13	1,299,496
	NULL	No Preference used	6	-29,213
	NULL	OTHER	46	6,076,533
FULL AND OPEN COMPETITION Total			1,177	101,577,295
FULL AND OPEN COMPETITION AFTER EXCLUSION OF SOURCES	8(A) SOLE SOURCE	No Preference used	27	4,908,214
	8A COMPETED	No Preference used	370	48,458,475
	HUBZONE SET-ASIDE	No Preference used	48	1,554,718
	NO SET ASIDE USED.	No Preference used	25	10,466,988
	SERVICE DISABLED VETERAN OWNED SMALL BUSINESS SET-ASIDE	No Preference used	36	4,473,519
	SMALL BUSINESS SET ASIDE - PARTIAL	No Preference used	2	0
	SMALL BUSINESS SET ASIDE - TOTAL	No Preference used	1,124	194,002,927
	WOMEN OWNED SMALL BUSINESS	No Preference used	39	45,238,872
FULL AND OPEN COMPETITION AFTER EXCLUSION OF SOURCES Total			1,671	309,103,712
NON-COMPETITIVE DELIVERY ORDER	NO SET ASIDE USED.	No Preference used	1	0
	SMALL BUSINESS SET ASIDE - TOTAL	No Preference used	1	0
	NULL	No Preference used	2	-25
NON-COMPETITIVE DELIVERY ORDER Total			4	-25
NOT AVAILABLE FOR COMPETITION	8(A) SOLE SOURCE	No Preference used	185	13,830,806
	8(A) SOLE SOURCE	OTHER	3	-11,074
	NO SET ASIDE USED.	No Preference used	11	241,505
	SDVOSB SOLE SOURCE	No Preference used	2	1,810,708
	SMALL BUSINESS SET ASIDE - TOTAL	OTHER	1	0

EXTENT_COMPETED_DESCRIPTION	TYPE_OF_SET_ASIDE_DESCRIPTION	EVALUATED_PREFERENCE	SB_Action	SB_ \$
NOT AVAILABLE FOR COMPETITION	WOMEN OWNED SMALL BUSINESS SOLE SOURCE	No Preference used	9	1,361,919
	NULL	OTHER	2	0
NOT AVAILABLE FOR COMPETITION Total			213	17,233,865
NOT COMPETED	8(A) SOLE SOURCE	No Preference used	4	0
	NO SET ASIDE USED.	No Preference used	69	1,630,574
NOT COMPETED Total			73	1,630,574
NOT COMPETED UNDER SAP	8(A) SOLE SOURCE	No Preference used	145	7,796,545
	HUBZONE SOLE SOURCE	No Preference used	4	73,739
	NO SET ASIDE USED.	No Preference used	170	5,380,456
	RESERVED FOR SMALL BUSINESS	No Preference used	2	-1,274
	WOMEN OWNED SMALL BUSINESS SOLE SOURCE	No Preference used	3	179,450
	ECONOMICALLY DISADVANTAGED WOMEN OWNED SMALL BUSINESS SOLE SOURCE	No Preference used	1	149,139
NOT COMPETED UNDER SAP Total			325	13,578,055
NULL	8(A) SOLE SOURCE	No Preference used	1	0
	NO SET ASIDE USED.	No Preference used	9	-9,762
	RESERVED FOR SMALL BUSINESS	No Preference used	1	0
	SMALL BUSINESS SET ASIDE - TOTAL	No Preference used	1	0
	NULL	No Preference used	2	-1
	NULL	OTHER	66	609
NULL Total			80	-9,153
Grand Total			4,626	490,551,223

Department: DEPT OF DEFENSE
 Socio-Economic Category: Small Business

FUNDING DEPARTMENT NAME	DEPT OF DEFENSE
-------------------------	-----------------

EXTENT_COMPETED_DESCRIPTION	TYPE_OF_SET_ASIDE_DESCRIPTION	EVALUATED_PREFERENCE	SOLE_SOURCE_CATEGORY	Values		
				SB_Action	SB_\$	
COMPETED UNDER SAP	8A COMPETED	No Preference used	NOT SOLE SOURCE	725	136,626,236	
	ECONOMICALLY DISADVANTAGED WOMEN OWNED	No Preference used	NOT SOLE SOURCE	152	6,259,740	
	HUBZONE SET-ASIDE	No Preference used	NOT SOLE SOURCE	1,740	43,994,661	
	NO SET ASIDE USED.	Combined HUB/SDB Preference	NOT SOLE SOURCE	1	0	
	NO SET ASIDE USED.	No Preference used	NOT SOLE SOURCE	367,216	2,705,623,564	
	SERVICE DISABLED VETERAN OWNED SMALL BUSINESS	No Preference used	NOT SOLE SOURCE	7,316	231,301,301	
	SMALL BUSINESS SET ASIDE - PARTIAL	No Preference used	NOT SOLE SOURCE	654	6,159,398	
	SMALL BUSINESS SET ASIDE - TOTAL	No Preference used	NOT SOLE SOURCE	113,807	2,168,365,157	
	WOMEN OWNED SMALL BUSINESS	No Preference used	NOT SOLE SOURCE	896	46,964,534	
	INDIAN SMALL BUSINESS ECONOMIC ENTERPRISE	No Preference used	NOT SOLE SOURCE	11	272,132	
	INDIAN ECONOMIC ENTERPRISE	No Preference used	NOT SOLE SOURCE	1	524	
	NULL	No Preference used	NOT SOLE SOURCE	6	169,011	
	COMPETED UNDER SAP Total				492,525	5,345,736,258
	COMPETITIVE DELIVERY ORDER	NO SET ASIDE USED.	No Preference used	NOT SOLE SOURCE	9	710,902
NO SET ASIDE USED.		OTHER	NOT SOLE SOURCE	9	-867,780	
NULL		No Preference used	NOT SOLE SOURCE	1	0	
NULL		OTHER	NOT SOLE SOURCE	18	5,547,881	
COMPETITIVE DELIVERY ORDER Total				37	5,391,003	
FOLLOW ON TO COMPETED ACTION	NO SET ASIDE USED.	No Preference used	NOT SOLE SOURCE	6	1,611,571	
	NO SET ASIDE USED.	OTHER	NOT SOLE SOURCE	1	0	
FOLLOW ON TO COMPETED ACTION				7	1,611,571	
FULL AND OPEN COMPETITION	8(A) SOLE SOURCE	No Preference used	SOLE SOURCE	103	14,702,809	
	8(A) SOLE SOURCE	OTHER	SOLE SOURCE	8	501,957	
	8A COMPETED	No Preference used	NOT SOLE SOURCE	175	111,527,771	
	ECONOMICALLY DISADVANTAGED WOMEN OWNED	No Preference used	NOT SOLE SOURCE	13	1,606,414	
	HUBZONE SET-ASIDE	No Preference used	NOT SOLE SOURCE	35	13,675,428	
	HUBZONE SET-ASIDE	OTHER	NOT SOLE SOURCE	4	102,242	
	HUBZONE SOLE SOURCE	No Preference used	SOLE SOURCE	10	556,620	
	HUBZONE SOLE SOURCE	OTHER	SOLE SOURCE	1	10,484	
	NO SET ASIDE USED.	HUBZone Price Evaluation Preference	NOT SOLE SOURCE	878	206,753,309	
	NO SET ASIDE USED.	No Preference used	NOT SOLE SOURCE	500,810	14,451,640,159	
	NO SET ASIDE USED.	OTHER	NOT SOLE SOURCE	18	24,447,611	
	SDVOSB SOLE SOURCE	No Preference used	SOLE SOURCE	23	2,935,789	
	SDVOSB SOLE SOURCE	OTHER	SOLE SOURCE	5	212,235	
	SERVICE DISABLED VETERAN OWNED SMALL BUSINESS	No Preference used	NOT SOLE SOURCE	388	129,574,696	
	SERVICE DISABLED VETERAN OWNED SMALL BUSINESS	OTHER	NOT SOLE SOURCE	11	1,776,563	
	SMALL BUSINESS SET ASIDE - PARTIAL	No Preference used	NOT SOLE SOURCE	63	11,324,044	
	SMALL BUSINESS SET ASIDE - PARTIAL	OTHER	NOT SOLE SOURCE	2	4,754	
	SMALL BUSINESS SET ASIDE - TOTAL	No Preference used	NOT SOLE SOURCE	7,406	1,170,290,380	
	SMALL BUSINESS SET ASIDE - TOTAL	OTHER	NOT SOLE SOURCE	317	31,009,728	
	WOMEN OWNED SMALL BUSINESS	No Preference used	NOT SOLE SOURCE	159	45,416,959	
	WOMEN OWNED SMALL BUSINESS	OTHER	NOT SOLE SOURCE	1	0	
	WOMEN OWNED SMALL BUSINESS SOLE SOURCE	No Preference used	NOT SOLE SOURCE	2	4,788	
	WOMEN OWNED SMALL BUSINESS SOLE SOURCE		WOSB_SS_MFG	8	575,523	
	WOMEN OWNED SMALL BUSINESS SOLE SOURCE		WOSB_SS_Non_MFG	11	5,366,205	
	WOMEN OWNED SMALL BUSINESS SOLE SOURCE	OTHER	WOSB_SS_Non_MFG	2	135,044	
	ECONOMICALLY DISADVANTAGED WOMEN OWNED	No Preference used	EDWOSB_SS_NON_MFG	1	425,665	
	NULL	No Preference used	NOT SOLE SOURCE	213	6,205,482	
	NULL	OTHER	NOT SOLE SOURCE	2,463	195,019,424	
	FULL AND OPEN COMPETITION Total				513,130	16,425,802,084
	FULL AND OPEN COMPETITION	8(A) SOLE SOURCE	No Preference used	SOLE SOURCE	323	98,202,996
		8(A) WITH HUB ZONE PREFERENCE	No Preference used	NOT SOLE SOURCE	3	257,813
		8A COMPETED	No Preference used	NOT SOLE SOURCE	18,092	4,105,321,264
		8A COMPETED	OTHER	NOT SOLE SOURCE	3	-11,457
ECONOMICALLY DISADVANTAGED WOMEN OWNED		No Preference used	NOT SOLE SOURCE	211	25,856,887	
HUBZONE SET-ASIDE		No Preference used	NOT SOLE SOURCE	4,514	781,535,964	
HUBZONE SOLE SOURCE		No Preference used	SOLE SOURCE	10	772,142	
NO SET ASIDE USED.		No Preference used	NOT SOLE SOURCE	7,969	583,152,804	
NO SET ASIDE USED.		OTHER	NOT SOLE SOURCE	8	-9,612	
NO SET ASIDE USED.		SDB Preferential Consideration Partial SB	NOT SOLE SOURCE	2	300,837	
SDVOSB SOLE SOURCE		No Preference used	SOLE SOURCE	8	5,145,455	
SERVICE DISABLED VETERAN OWNED SMALL BUSINESS		No Preference used	NOT SOLE SOURCE	6,216	1,561,750,261	
SMALL BUSINESS SET ASIDE - PARTIAL		HUBZone Price Evaluation Preference	NOT SOLE SOURCE	56	111,265,142	
SMALL BUSINESS SET ASIDE - PARTIAL		No Preference used	NOT SOLE SOURCE	6,001	1,145,985,313	
SMALL BUSINESS SET ASIDE - PARTIAL		OTHER	NOT SOLE SOURCE	6	-19,029	

EXTENT_COMPETED_DESCRIPTION	TYPE_OF_SET_ASIDE_DESCRIPTION	EVALUATED_PREFERENCE	SOLE_SOURCE_CATEGORY	SB_Action	SB_\$
FULL AND OPEN COMPETITION	SMALL BUSINESS SET ASIDE - TOTAL	No Preference used	NOT SOLE SOURCE	257,666	21,653,810,823
	SMALL BUSINESS SET ASIDE - TOTAL	OTHER	NOT SOLE SOURCE	71	-2,202,528
	WOMEN OWNED SMALL BUSINESS	No Preference used	NOT SOLE SOURCE	2,471	196,069,649
	INDIAN SMALL BUSINESS ECONOMIC ENTERPRISE	No Preference used	NOT SOLE SOURCE	1	0
	WOMEN OWNED SMALL BUSINESS SOLE SOURCE	No Preference used	NOT SOLE SOURCE	1	122,633
	WOMEN OWNED SMALL BUSINESS SOLE SOURCE		WOSB_SS_Non_MFG	4	40,737
	ECONOMICALLY DISADVANTAGED WOMEN OWNED	No Preference used	EDWOSB_SS_NON_MFG	1	114,600
	NULL	No Preference used	NOT SOLE SOURCE	89	79,971,422
	NULL	OTHER	NOT SOLE SOURCE	15	-1,079,044
FULL AND OPEN COMPETITION AFTER				303,741	30,346,355,072
NON-COMPETITIVE DELIVERY ORDER	NULL	No Preference used	NOT SOLE SOURCE	1	0
	NULL	OTHER	NOT SOLE SOURCE	3	0
NON-COMPETITIVE DELIVERY ORDER				4	0
NOT AVAILABLE FOR COMPETITION	8(A) SOLE SOURCE	No Preference used	SOLE SOURCE	22,292	4,078,364,601
	8(A) SOLE SOURCE	OTHER	SOLE SOURCE	138	5,304,741
	HUBZONE SOLE SOURCE	No Preference used	SOLE SOURCE	101	14,463,887
	NO SET ASIDE USED.	No Preference used	NOT SOLE SOURCE	2,894	523,038,178
	NO SET ASIDE USED.	OTHER	NOT SOLE SOURCE	8	61,017
	SDVOSB SOLE SOURCE	No Preference used	SOLE SOURCE	235	29,962,887
	SERVICE DISABLED VETERAN OWNED SMALL BUSINESS	OTHER	NOT SOLE SOURCE	1	0
	SMALL BUSINESS SET ASIDE - TOTAL	OTHER	NOT SOLE SOURCE	19	1,350,715
	WOMEN OWNED SMALL BUSINESS SOLE SOURCE	No Preference used	NOT SOLE SOURCE	2	5,813
	WOMEN OWNED SMALL BUSINESS SOLE SOURCE		WOSB_SS_MFG	6	1,582,566
	WOMEN OWNED SMALL BUSINESS SOLE SOURCE		WOSB_SS_Non_MFG	69	7,537,975
	INDIAN ECONOMIC ENTERPRISE	No Preference used	NOT SOLE SOURCE	5	1,180,155
	ECONOMICALLY DISADVANTAGED WOMEN OWNED	No Preference used	EDWOSB_SS_NON_MFG	22	3,133,087
	NULL	OTHER	NOT SOLE SOURCE	5	-1,073
NOT AVAILABLE FOR COMPETITION				25,797	4,665,984,548
NOT COMPETED	NO SET ASIDE USED.	No Preference used	NOT SOLE SOURCE	30,730	2,853,265,196
	NO SET ASIDE USED.	OTHER	NOT SOLE SOURCE	12	-291,861
	SMALL BUSINESS SET ASIDE - TOTAL	No Preference used	NOT SOLE SOURCE	1	10,748
	NULL	No Preference used	NOT SOLE SOURCE	2	0
	NULL	OTHER	NOT SOLE SOURCE	7	3,149
NOT COMPETED Total				30,752	2,852,987,232
NOT COMPETED UNDER SAP	8(A) SOLE SOURCE	No Preference used	SOLE SOURCE	5,555	853,102,369
	HUBZONE SOLE SOURCE	No Preference used	SOLE SOURCE	99	3,898,830
	NO SET ASIDE USED.	No Preference used	NOT SOLE SOURCE	40,541	843,909,278
	SDVOSB SOLE SOURCE	No Preference used	SOLE SOURCE	97	11,607,759
	SMALL BUSINESS SET ASIDE - TOTAL	No Preference used	NOT SOLE SOURCE	3	31,848
	INDIAN SMALL BUSINESS ECONOMIC ENTERPRISE	No Preference used	NOT SOLE SOURCE	3	53,109
	WOMEN OWNED SMALL BUSINESS SOLE SOURCE	No Preference used	NOT SOLE SOURCE	2	21,860
	WOMEN OWNED SMALL BUSINESS SOLE SOURCE		WOSB_SS_MFG	14	2,419,632
	WOMEN OWNED SMALL BUSINESS SOLE SOURCE		WOSB_SS_Non_MFG	71	7,656,035
	INDIAN ECONOMIC ENTERPRISE	No Preference used	NOT SOLE SOURCE	1	149,876
	ECONOMICALLY DISADVANTAGED WOMEN OWNED	No Preference used	EDWOSB_SS_NON_MFG	12	1,326,571
	NULL	No Preference used	NOT SOLE SOURCE	1	208,135
NOT COMPETED UNDER SAP Total				46,399	1,724,385,303
NULL	SMALL BUSINESS SET ASIDE - TOTAL	No Preference used	NOT SOLE SOURCE	3	54,891
	NULL	OTHER	NOT SOLE SOURCE	3,799	4,123,880
NULL Total				3,802	4,178,771
Grand Total				1,416,194	61,372,431,842

Department: DEPT OF DEFENSE
 Socio-Economic Category: SRDVOB_FLAG

FUNDING_DEPARTMENT_NAME	DEPT OF DEFENSE
SRDVOB_FLAG	YES

EXTENT_COMPETED_DESCRIPTION	TYPE_OF_SET_ASIDE_DESCRIPTION	EVALUATED_PREFERENCE	SOLE_SOURCE_CATEGORY	Values	
				SB_Action	SB_\$
COMPETED UNDER SAP	8A COMPETED	No Preference used	NOT SOLE SOURCE	148	29,989,373
	ECONOMICALLY DISADVANTAGED WOMEN OWNED	No Preference used	NOT SOLE SOURCE	8	306,596
	HUBZONE SET-ASIDE	No Preference used	NOT SOLE SOURCE	183	9,885,170
	NO SET ASIDE USED.	No Preference used	NOT SOLE SOURCE	12,378	211,579,524
	SERVICE DISABLED VETERAN OWNED SMALL BUSINESS	No Preference used	NOT SOLE SOURCE	7,304	230,812,058
	SMALL BUSINESS SET ASIDE - PARTIAL	No Preference used	NOT SOLE SOURCE	14	218,298
	SMALL BUSINESS SET ASIDE - TOTAL	No Preference used	NOT SOLE SOURCE	7,194	204,854,930
	WOMEN OWNED SMALL BUSINESS	No Preference used	NOT SOLE SOURCE	75	3,605,805
	INDIAN SMALL BUSINESS ECONOMIC ENTERPRISE	No Preference used	NOT SOLE SOURCE	3	51,027
COMPETED UNDER SAP Total				27,307	691,302,782
FULL AND OPEN COMPETITION	8(A) SOLE SOURCE	No Preference used	SOLE SOURCE	22	2,814,994
	8A COMPETED	No Preference used	NOT SOLE SOURCE	27	11,693,626
	ECONOMICALLY DISADVANTAGED WOMEN OWNED	No Preference used	NOT SOLE SOURCE	2	115,540
	HUBZONE SET-ASIDE	No Preference used	NOT SOLE SOURCE	2	407,072
	HUBZONE SOLE SOURCE	No Preference used	SOLE SOURCE	1	63,531
	NO SET ASIDE USED.	HUBZone Price Evaluation Preference	NOT SOLE SOURCE	3	20,537,500
	NO SET ASIDE USED.	No Preference used	NOT SOLE SOURCE	17,943	1,668,806,708
	SDVOSB SOLE SOURCE	No Preference used	SOLE SOURCE	23	2,935,789
	SDVOSB SOLE SOURCE	OTHER	SOLE SOURCE	5	212,235
	SERVICE DISABLED VETERAN OWNED SMALL BUSINESS	No Preference used	NOT SOLE SOURCE	388	129,574,696
	SERVICE DISABLED VETERAN OWNED SMALL BUSINESS	OTHER	NOT SOLE SOURCE	11	1,776,563
	SMALL BUSINESS SET ASIDE - PARTIAL	No Preference used	NOT SOLE SOURCE	1	10,942
	SMALL BUSINESS SET ASIDE - TOTAL	No Preference used	NOT SOLE SOURCE	1,088	306,905,272
	SMALL BUSINESS SET ASIDE - TOTAL	OTHER	NOT SOLE SOURCE	8	1,629,072
	WOMEN OWNED SMALL BUSINESS	No Preference used	NOT SOLE SOURCE	6	447,974
	ECONOMICALLY DISADVANTAGED WOMEN OWNED	No Preference used	EDWOSB_SS_NON_MFG	1	425,665
	NULL	No Preference used	NOT SOLE SOURCE	28	1,684,724
	NULL	OTHER	NOT SOLE SOURCE	116	8,938,633
FULL AND OPEN COMPETITION Total				19,675	2,158,980,538
FULL AND OPEN COMPETITION	8(A) SOLE SOURCE	No Preference used	SOLE SOURCE	49	7,232,710
	8A COMPETED	No Preference used	NOT SOLE SOURCE	1,972	463,833,998
	ECONOMICALLY DISADVANTAGED WOMEN OWNED	No Preference used	NOT SOLE SOURCE	9	3,024,309
	HUBZONE SET-ASIDE	No Preference used	NOT SOLE SOURCE	374	121,417,670
	NO SET ASIDE USED.	No Preference used	NOT SOLE SOURCE	130	14,200,034
	NO SET ASIDE USED.	SDB Preferential Consideration Partial SB	NOT SOLE SOURCE	2	300,837
	SDVOSB SOLE SOURCE	No Preference used	SOLE SOURCE	8	5,145,455
	SERVICE DISABLED VETERAN OWNED SMALL BUSINESS	No Preference used	NOT SOLE SOURCE	6,201	1,561,647,072
	SMALL BUSINESS SET ASIDE - PARTIAL	No Preference used	NOT SOLE SOURCE	259	49,461,334
	SMALL BUSINESS SET ASIDE - TOTAL	No Preference used	NOT SOLE SOURCE	15,489	2,617,337,044
	WOMEN OWNED SMALL BUSINESS	No Preference used	NOT SOLE SOURCE	14	1,907,231
FULL AND OPEN COMPETITION AFTER				24,507	4,845,507,692
NON-COMPETITIVE DELIVERY ORDER	NULL	OTHER	NOT SOLE SOURCE	1	-
NON-COMPETITIVE DELIVERY ORDER				1	-
NOT AVAILABLE FOR COMPETITION	8(A) SOLE SOURCE	No Preference used	SOLE SOURCE	3,562	586,904,449
	8(A) SOLE SOURCE	OTHER	SOLE SOURCE	1	(12,753)
	HUBZONE SOLE SOURCE	No Preference used	SOLE SOURCE	20	4,485,967
	NO SET ASIDE USED.	No Preference used	NOT SOLE SOURCE	282	47,453,480
	SDVOSB SOLE SOURCE	No Preference used	SOLE SOURCE	235	29,962,887
NOT AVAILABLE FOR COMPETITION				4,100	668,794,030
NOT COMPETED	NO SET ASIDE USED.	No Preference used	NOT SOLE SOURCE	784	200,841,545
	NULL	OTHER	NOT SOLE SOURCE	1	-
NOT COMPETED Total				785	200,841,545
NOT COMPETED UNDER SAP	8(A) SOLE SOURCE	No Preference used	SOLE SOURCE	1,141	163,654,449
	HUBZONE SOLE SOURCE	No Preference used	SOLE SOURCE	12	277,221
	NO SET ASIDE USED.	No Preference used	NOT SOLE SOURCE	1,607	54,711,817
	SDVOSB SOLE SOURCE	No Preference used	SOLE SOURCE	97	11,607,759
	WOMEN OWNED SMALL BUSINESS SOLE SOURCE	No Preference used	WOSB_SS_Non_MFG	3	731,735
	NULL	No Preference used	NOT SOLE SOURCE	1	208,135
NOT COMPETED UNDER SAP Total				2,861	231,191,115
NULL	NULL	OTHER	NOT SOLE SOURCE	309	4,000,000
NULL Total				309	4,000,000
Grand Total				79,545	8,800,617,703

Department: DEPT OF DEFENSE
 Socio-Economic Category: HubZone_FLAG

FUNDING_DEPARTMENT_NAME	DEPT OF DEFENSE
HubZone_FLAG	YES

EXTENT_COMPETED_DESCRIPTION	TYPE_OF_SET_ASIDE_DESCRIPTION	EVALUATED_PREFERENCE	SOLE_SOURCE_CATEGORY	Values	
				SB_Action	SB_\$
COMPETED UNDER SAP	8A COMPETED	No Preference used	NOT SOLE SOURCE	132	16,557,135
	ECONOMICALLY DISADVANTAGED WOMEN OWNED	No Preference used	NOT SOLE SOURCE	17	235,738
	HUBZONE SET-ASIDE	No Preference used	NOT SOLE SOURCE	1,738	43,953,210
	NO SET ASIDE USED.	Combined HUB/SDB Preference	NOT SOLE SOURCE	1	0
	NO SET ASIDE USED.	No Preference used	NOT SOLE SOURCE	8,879	60,364,405
	SERVICE DISABLED VETERAN OWNED SMALL BUSINESS	No Preference used	NOT SOLE SOURCE	366	14,290,858
	SMALL BUSINESS SET ASIDE - PARTIAL	No Preference used	NOT SOLE SOURCE	23	213,590
	SMALL BUSINESS SET ASIDE - TOTAL	No Preference used	NOT SOLE SOURCE	4,507	94,500,363
	WOMEN OWNED SMALL BUSINESS	No Preference used	NOT SOLE SOURCE	49	1,443,572
	INDIAN SMALL BUSINESS ECONOMIC ENTERPRISE	No Preference used	NOT SOLE SOURCE	1	68,230
COMPETED UNDER SAP Total				15,713	231,627,101
FULL AND OPEN COMPETITION	8(A) SOLE SOURCE	No Preference used	SOLE SOURCE	16	1,921,373
	8A COMPETED	No Preference used	NOT SOLE SOURCE	15	10,833,213
	HUBZONE SET-ASIDE	No Preference used	NOT SOLE SOURCE	32	12,162,790
	HUBZONE SOLE SOURCE	No Preference used	SOLE SOURCE	8	492,459
	NO SET ASIDE USED.	HUBZone Price Evaluation Preference	NOT SOLE SOURCE	874	206,668,309
	NO SET ASIDE USED.	No Preference used	NOT SOLE SOURCE	4,918	427,182,685
	SDVOSB SOLE SOURCE	No Preference used	SOLE SOURCE	3	19,910
	SERVICE DISABLED VETERAN OWNED SMALL BUSINESS	No Preference used	NOT SOLE SOURCE	27	5,905,655
	SMALL BUSINESS SET ASIDE - PARTIAL	No Preference used	NOT SOLE SOURCE	2	389,817
	SMALL BUSINESS SET ASIDE - TOTAL	No Preference used	NOT SOLE SOURCE	377	65,142,647
	SMALL BUSINESS SET ASIDE - TOTAL	OTHER	NOT SOLE SOURCE	5	115,293
	WOMEN OWNED SMALL BUSINESS	No Preference used	NOT SOLE SOURCE	2	301,484
	ECONOMICALLY DISADVANTAGED WOMEN OWNED	No Preference used	EDWOSB_SS_NON_MFG	1	425,665
	SMALL BUSINESS SOLE SOURCE NULL	OTHER	NOT SOLE SOURCE	45	2,434,443
FULL AND OPEN COMPETITION Total				6,325	733,995,744
FULL AND OPEN COMPETITION	8(A) SOLE SOURCE	No Preference used	SOLE SOURCE	27	5,696,358
	8A COMPETED	No Preference used	NOT SOLE SOURCE	1,455	196,273,428
	ECONOMICALLY DISADVANTAGED WOMEN OWNED	No Preference used	NOT SOLE SOURCE	34	1,646,157
	HUBZONE SET-ASIDE	No Preference used	NOT SOLE SOURCE	4,493	760,113,603
	HUBZONE SOLE SOURCE	No Preference used	SOLE SOURCE	10	772,142
	NO SET ASIDE USED.	No Preference used	NOT SOLE SOURCE	67	835,286
	NO SET ASIDE USED.	OTHER	NOT SOLE SOURCE	1	-49,073
	SDVOSB SOLE SOURCE	No Preference used	SOLE SOURCE	6	1,607,621
	SERVICE DISABLED VETERAN OWNED SMALL BUSINESS	No Preference used	NOT SOLE SOURCE	332	74,123,900
	SMALL BUSINESS SET ASIDE - PARTIAL	HUBZone Price Evaluation Preference	NOT SOLE SOURCE	56	111,265,142
	SMALL BUSINESS SET ASIDE - PARTIAL	No Preference used	NOT SOLE SOURCE	246	78,449,171
	SMALL BUSINESS SET ASIDE - TOTAL	No Preference used	NOT SOLE SOURCE	8,741	1,048,940,879
	SMALL BUSINESS SET ASIDE - TOTAL	OTHER	NOT SOLE SOURCE	1	-24,384
	WOMEN OWNED SMALL BUSINESS	No Preference used	NOT SOLE SOURCE	60	19,272,098
	NULL	No Preference used	NOT SOLE SOURCE	1	-3,552
	NULL	OTHER	NOT SOLE SOURCE	1	-22,608
FULL AND OPEN COMPETITION AFTER				15,531	2,298,896,168
NON-COMPETITIVE DELIVERY	NULL	OTHER	NOT SOLE SOURCE	1	0
NON-COMPETITIVE DELIVERY ORDER				1	0

EXTENT_COMPETED_DESCRIPTION	TYPE_OF_SET_ASIDE_DESCRIPTION	EVALUATED_PREFERENCE	SOLE_SOURCE_CATEGORY	SB_Action	SB_ \$
NOT AVAILABLE FOR COMPETITION	8(A) SOLE SOURCE	No Preference used	SOLE SOURCE	3,365	531,385,745
	8(A) SOLE SOURCE	OTHER	SOLE SOURCE	26	1,182,933
	HUBZONE SOLE SOURCE	No Preference used	SOLE SOURCE	101	14,463,887
	NO SET ASIDE USED.	No Preference used	NOT SOLE SOURCE	185	36,324,147
	SERVICE DISABLED VETERAN OWNED SMALL BUSINESS	OTHER	NOT SOLE SOURCE	1	0
	SMALL BUSINESS SET ASIDE - TOTAL	OTHER	NOT SOLE SOURCE	4	359,355
	WOMEN OWNED SMALL BUSINESS SOLE SOURCE	No Preference used	WOSB_SS_MFG	1	44,184
	WOMEN OWNED SMALL BUSINESS SOLE SOURCE		WOSB_SS_Non_MFG	1	47,174
	ECONOMICALLY DISADVANTAGED WOMEN OWNED	No Preference used	EDWOSB_SS_NON_MFG	4	895,927
NOT AVAILABLE FOR COMPETITION				3,688	584,703,351
NOT COMPETED	NO SET ASIDE USED.	No Preference used	NOT SOLE SOURCE	355	63,809,597
	NULL	OTHER	NOT SOLE SOURCE	2	-351
NOT COMPETED Total				357	63,809,246
NOT COMPETED UNDER SAP	8(A) SOLE SOURCE	No Preference used	SOLE SOURCE	966	135,781,523
	HUBZONE SOLE SOURCE	No Preference used	SOLE SOURCE	99	3,898,830
	NO SET ASIDE USED.	No Preference used	NOT SOLE SOURCE	598	16,587,118
	SDVOSB SOLE SOURCE	No Preference used	SOLE SOURCE	5	349,446
	WOMEN OWNED SMALL BUSINESS SOLE SOURCE	No Preference used	WOSB_SS_Non_MFG	5	8,416
NOT COMPETED UNDER SAP Total				1,673	156,625,333
NULL	NULL	OTHER	NOT SOLE SOURCE	179	0
NULL Total				179	0
Grand Total				43,467	4,069,656,943

Department: DEPT OF DEFENSE
 Socio-Economic Category: SDB

FUNDING_DEPARTMENT_NAME	DEPT OF DEFENSE
SDB	YES

EXTENT_COMPETED_DESCRIPTION	TYPE_OF_SET_ASIDE_DESCRIPTION	EVALUATED_PREFERENCE	SOLE_SOURCE_CATEGORY	Values	
				SB_Action	SB_\$
COMPETED UNDER SAP	8A COMPETED	No Preference used	NOT SOLE SOURCE	725	136,626,236
	ECONOMICALLY DISADVANTAGED WOMEN OWNED SMALL BUSINESS	No Preference used	NOT SOLE SOURCE	126	4,925,406
	HUBZONE SET-ASIDE	No Preference used	NOT SOLE SOURCE	744	23,470,549
	NO SET ASIDE USED.	Combined HUB/SDB Preference	NOT SOLE SOURCE	1	0
	NO SET ASIDE USED.	No Preference used	NOT SOLE SOURCE	49,096	492,904,736
	SERVICE DISABLED VETERAN OWNED SMALL BUSINESS SET-ASIDE	No Preference used	NOT SOLE SOURCE	2,062	90,828,248
	SMALL BUSINESS SET ASIDE - PARTIAL	No Preference used	NOT SOLE SOURCE	79	-2,050,753
	SMALL BUSINESS SET ASIDE - TOTAL	No Preference used	NOT SOLE SOURCE	22,648	497,643,057
	WOMEN OWNED SMALL BUSINESS	No Preference used	NOT SOLE SOURCE	469	26,068,159
	INDIAN SMALL BUSINESS ECONOMIC ENTERPRISE	No Preference used	NOT SOLE SOURCE	2	108,495
COMPETED UNDER SAP Total				75,952	1,270,524,133
COMPETITIVE DELIVERY ORDER	NO SET ASIDE USED.	No Preference used	NOT SOLE SOURCE	4	710,902
	NO SET ASIDE USED.	OTHER	NOT SOLE SOURCE	1	0
COMPETITIVE DELIVERY ORDER Total				5	710,902
FULL AND OPEN COMPETITION	8(A) SOLE SOURCE	No Preference used	SOLE SOURCE	103	14,702,809
	8(A) SOLE SOURCE	OTHER	SOLE SOURCE	8	501,957
	8A COMPETED	No Preference used	NOT SOLE SOURCE	175	111,527,771
	ECONOMICALLY DISADVANTAGED WOMEN OWNED SMALL BUSINESS	No Preference used	NOT SOLE SOURCE	8	1,453,031
	HUBZONE SET-ASIDE	No Preference used	NOT SOLE SOURCE	18	6,990,633
	HUBZONE SOLE SOURCE	No Preference used	SOLE SOURCE	2	94,925
	NO SET ASIDE USED.	HUBZone Price Evaluation Preference	NOT SOLE SOURCE	198	56,803,742
	NO SET ASIDE USED.	No Preference used	NOT SOLE SOURCE	63,556	3,067,529,430
	NO SET ASIDE USED.	OTHER	NOT SOLE SOURCE	1	-34,500
	SDVOSB SOLE SOURCE	No Preference used	SOLE SOURCE	5	2,071,194
	SERVICE DISABLED VETERAN OWNED SMALL BUSINESS SET-ASIDE	No Preference used	NOT SOLE SOURCE	165	40,478,940
	SMALL BUSINESS SET ASIDE - PARTIAL	No Preference used	NOT SOLE SOURCE	28	8,085,054
	SMALL BUSINESS SET ASIDE - TOTAL	No Preference used	NOT SOLE SOURCE	2,137	345,567,351
	SMALL BUSINESS SET ASIDE - TOTAL	OTHER	NOT SOLE SOURCE	38	2,009,511
	WOMEN OWNED SMALL BUSINESS	No Preference used	NOT SOLE SOURCE	74	13,728,061
	WOMEN OWNED SMALL BUSINESS	OTHER	NOT SOLE SOURCE	1	0
	WOMEN OWNED SMALL BUSINESS SOLE SOURCE	No Preference used	WOSB_SS_Non_MFG	7	3,917,206
	NULL	No Preference used	NOT SOLE SOURCE	71	3,142,894
	NULL	OTHER	NOT SOLE SOURCE	147	15,317,193
FULL AND OPEN COMPETITION Total				66,742	3,693,887,203
FULL AND OPEN COMPETITION AFTER EXCLUSION OF SOURCES	8(A) SOLE SOURCE	No Preference used	SOLE SOURCE	323	98,202,996
	8(A) WITH HUB ZONE PREFERENCE	No Preference used	NOT SOLE SOURCE	3	257,813
	8A COMPETED	No Preference used	NOT SOLE SOURCE	18,078	4,099,421,941
	8A COMPETED	OTHER	NOT SOLE SOURCE	3	-11,457
	ECONOMICALLY DISADVANTAGED WOMEN OWNED SMALL BUSINESS	No Preference used	NOT SOLE SOURCE	201	24,913,748
	HUBZONE SET-ASIDE	No Preference used	NOT SOLE SOURCE	2,649	450,560,893
	HUBZONE SOLE SOURCE	No Preference used	SOLE SOURCE	4	577,465
	NO SET ASIDE USED.	No Preference used	NOT SOLE SOURCE	444	47,703,688
	NO SET ASIDE USED.	OTHER	NOT SOLE SOURCE	6	-9,612
	NO SET ASIDE USED.	SDB Preferential Consideration Partial SB Set Aside	NOT SOLE SOURCE	2	300,837
	SDVOSB SOLE SOURCE	No Preference used	SOLE SOURCE	6	1,607,621
	SERVICE DISABLED VETERAN OWNED SMALL BUSINESS SET-ASIDE	No Preference used	NOT SOLE SOURCE	2,213	513,307,891
	SMALL BUSINESS SET ASIDE - PARTIAL	No Preference used	NOT SOLE SOURCE	875	319,271,195
	SMALL BUSINESS SET ASIDE - PARTIAL	OTHER	NOT SOLE SOURCE	1	0
	SMALL BUSINESS SET ASIDE - TOTAL	No Preference used	NOT SOLE SOURCE	35,508	5,600,480,249
	SMALL BUSINESS SET ASIDE - TOTAL	OTHER	NOT SOLE SOURCE	12	-276,764
	WOMEN OWNED SMALL BUSINESS	No Preference used	NOT SOLE SOURCE	644	113,032,074
	WOMEN OWNED SMALL BUSINESS SOLE SOURCE	No Preference used	WOSB_SS_Non_MFG	4	40,737

EXTENT_COMPETED_DESCRIPTION	TYPE_OF_SET_ASIDE_DESCRIPTION	EVALUATED_PREFERENCE	SOLE_SOURCE_CATEGORY	SB_Action	SB_ \$
FULL AND OPEN COMPETITION	NULL	No Preference used	NOT SOLE SOURCE	71	74,321,119
	NULL	OTHER	NOT SOLE SOURCE	7	-318,930
FULL AND OPEN COMPETITION AFTER EXCLUSION OF SOURCES Total				61,054	11,343,383,502
NON-COMPETITIVE DELIVERY ORDER	NULL	OTHER	NOT SOLE SOURCE	1	0
NON-COMPETITIVE DELIVERY ORDER Total				1	0
NOT AVAILABLE FOR COMPETITION	8(A) SOLE SOURCE	No Preference used	SOLE SOURCE	22,285	4,078,318,212
	8(A) SOLE SOURCE	OTHER	SOLE SOURCE	134	5,182,679
	HUBZONE SOLE SOURCE	No Preference used	SOLE SOURCE	51	6,584,642
	NO SET ASIDE USED.	No Preference used	NOT SOLE SOURCE	1,420	283,490,788
	NO SET ASIDE USED.	OTHER	NOT SOLE SOURCE	7	-19,962
	SDVOSB SOLE SOURCE	No Preference used	SOLE SOURCE	113	12,062,519
	SERVICE DISABLED VETERAN OWNED SMALL BUSINESS SET-ASIDE	OTHER	NOT SOLE SOURCE	1	0
	SMALL BUSINESS SET ASIDE - TOTAL	OTHER	NOT SOLE SOURCE	17	1,303,795
	WOMEN OWNED SMALL BUSINESS SOLE SOURCE	No Preference used	NOT SOLE SOURCE	1	2,400
	WOMEN OWNED SMALL BUSINESS SOLE SOURCE		WOSB_SS_MFG	5	1,489,611
	WOMEN OWNED SMALL BUSINESS SOLE SOURCE		WOSB_SS_Non_MFG	42	5,578,372
	INDIAN ECONOMIC ENTERPRISE	No Preference used	NOT SOLE SOURCE	5	1,180,155
	ECONOMICALLY DISADVANTAGED WOMEN OWNED SMALL BUSINESS SOLE SOURCE	No Preference used	EDWOSB_SS_NON_MFG	22	3,133,087
	NULL	OTHER	NOT SOLE SOURCE	3	0
NOT AVAILABLE FOR COMPETITION Total				24,106	4,398,306,298
NOT COMPETED	NO SET ASIDE USED.	No Preference used	NOT SOLE SOURCE	8,714	692,462,906
	NO SET ASIDE USED.	OTHER	NOT SOLE SOURCE	1	-219,284
	SMALL BUSINESS SET ASIDE - TOTAL	No Preference used	NOT SOLE SOURCE	1	10,748
	NULL	OTHER	NOT SOLE SOURCE	2	-351
NOT COMPETED Total				8,718	692,254,019
NOT COMPETED UNDER SAP	8(A) SOLE SOURCE	No Preference used	SOLE SOURCE	5,555	853,102,369
	HUBZONE SOLE SOURCE	No Preference used	SOLE SOURCE	74	3,232,004
	NO SET ASIDE USED.	No Preference used	NOT SOLE SOURCE	5,083	209,877,185
	SDVOSB SOLE SOURCE	No Preference used	SOLE SOURCE	33	6,630,359
	WOMEN OWNED SMALL BUSINESS SOLE SOURCE	No Preference used	NOT SOLE SOURCE	2	21,860
	WOMEN OWNED SMALL BUSINESS SOLE SOURCE		WOSB_SS_MFG	7	364,241
	WOMEN OWNED SMALL BUSINESS SOLE SOURCE		WOSB_SS_Non_MFG	25	795,691
	INDIAN ECONOMIC ENTERPRISE	No Preference used	NOT SOLE SOURCE	1	149,876
	ECONOMICALLY DISADVANTAGED WOMEN OWNED SMALL BUSINESS SOLE SOURCE	No Preference used	EDWOSB_SS_NON_MFG	11	1,278,071
NOT COMPETED UNDER SAP Total				10,791	1,075,451,657
NULL	NULL	OTHER	NOT SOLE SOURCE	1,157	4,000,000
NULL Total				1,157	4,000,000
Grand Total				248,526	22,478,517,714

Department: DEPT OF DEFENSE
 Socio-Economic Category: INDIAN_TRIBE

FUNDING_DEPARTMENT_NAME	DEPT OF DEFENSE
INDIAN_TRIBE	YES

EXTENT_COMPETED_DESCRIPTION	TYPE_OF_SET_ASIDE_DESCRIPTION	EVALUATED_PREFERENCE	SOLE_SOURCE_CATEGORY	Values	
				SB_Action	SB_ \$
COMPETED UNDER SAP	8A COMPETED	No Preference used	NOT SOLE SOURCE	17	6,389,828
	ECONOMICALLY DISADVANTAGED WOMEN OWNED SMALL BUSINESS	No Preference used	NOT SOLE SOURCE	2	-4,274
	HUBZONE SET-ASIDE	No Preference used	NOT SOLE SOURCE	1	18,612
	NO SET ASIDE USED.	No Preference used	NOT SOLE SOURCE	191	2,421,351
	SERVICE DISABLED VETERAN OWNED SMALL BUSINESS SET-ASIDE	No Preference used	NOT SOLE SOURCE	8	443,141
	SMALL BUSINESS SET ASIDE - TOTAL	No Preference used	NOT SOLE SOURCE	160	7,876,073
	WOMEN OWNED SMALL BUSINESS	No Preference used	NOT SOLE SOURCE	2	25,942
COMPETED UNDER SAP Total				381	17,170,673
FULL AND OPEN COMPETITION	8A COMPETED	No Preference used	NOT SOLE SOURCE	8	8,547,610
	NO SET ASIDE USED.	No Preference used	NOT SOLE SOURCE	76	49,264,164
	SMALL BUSINESS SET ASIDE - TOTAL	No Preference used	NOT SOLE SOURCE	9	2,680,397
FULL AND OPEN COMPETITION Total				93	60,492,171
FULL AND OPEN COMPETITION AFTER EXCLUSION OF SOURCES	8(A) SOLE SOURCE	No Preference used	SOLE SOURCE	1	655,820
	8A COMPETED	No Preference used	NOT SOLE SOURCE	779	102,437,484
	ECONOMICALLY DISADVANTAGED WOMEN OWNED SMALL BUSINESS	No Preference used	NOT SOLE SOURCE	1	-6,522
	HUBZONE SET-ASIDE	No Preference used	NOT SOLE SOURCE	82	3,598,970
	SERVICE DISABLED VETERAN OWNED SMALL BUSINESS SET-ASIDE	No Preference used	NOT SOLE SOURCE	6	4,688,822
	SMALL BUSINESS SET ASIDE - TOTAL	No Preference used	NOT SOLE SOURCE	592	212,597,932
	WOMEN OWNED SMALL BUSINESS	No Preference used	NOT SOLE SOURCE	128	9,698,326
FULL AND OPEN COMPETITION AFTER EXCLUSION OF SOURCES Total				1,589	333,670,832
NOT AVAILABLE FOR COMPETITION	8(A) SOLE SOURCE	No Preference used	SOLE SOURCE	1,510	346,784,818
	NO SET ASIDE USED.	No Preference used	NOT SOLE SOURCE	66	16,740,227
NOT AVAILABLE FOR COMPETITION Total				1,576	363,525,045
NOT COMPETED	NO SET ASIDE USED.	No Preference used	NOT SOLE SOURCE	177	43,614,567
NOT COMPETED Total				177	43,614,567
NOT COMPETED UNDER SAP	8(A) SOLE SOURCE	No Preference used	SOLE SOURCE	243	37,881,613
	NO SET ASIDE USED.	No Preference used	NOT SOLE SOURCE	82	3,516,061
NOT COMPETED UNDER SAP Total				325	41,397,674
NULL	NULL	OTHER	NOT SOLE SOURCE	16	0
NULL Total				16	0
Grand Total				4,157	859,870,962

Department: DEPT OF DEFENSE
Socio-Economic Category: NATIVE_HAWAIIAN_ORGANIZATION

FUNDING_DEPARTMENT_NAME	DEPT OF DEFENSE
NATIVE_HAWAIIAN_ORGANIZATION	YES

EXTENT_COMPETED_DESCRIPTION	TYPE_OF_SET_ASIDE_DESCRIPTION	EVALUATED_PREFERENCE	SOLE_SOURCE_CATEGORY	Values	
				SB_Action	SB_ \$
COMPETED UNDER SAP	8A COMPETED	No Preference used	NOT SOLE SOURCE	8	2,146,763
	NO SET ASIDE USED.	No Preference used	NOT SOLE SOURCE	20	474,918
	SERVICE DISABLED VETERAN OWNED SMALL BUSINESS SET-ASIDE	No Preference used	NOT SOLE SOURCE	1	-18,062
	SMALL BUSINESS SET ASIDE - TOTAL	No Preference used	NOT SOLE SOURCE	101	1,980,340
COMPETED UNDER SAP Total				130	4,583,959
FULL AND OPEN COMPETITION	NO SET ASIDE USED.	No Preference used	NOT SOLE SOURCE	39	9,043,964
FULL AND OPEN COMPETITION Total				39	9,043,964
FULL AND OPEN COMPETITION AFTER	8(A) SOLE SOURCE	No Preference used	SOLE SOURCE	1	419,433
	8A COMPETED	No Preference used	NOT SOLE SOURCE	430	127,392,022
	HUBZONE SET-ASIDE	No Preference used	NOT SOLE SOURCE	14	8,600,266
	NO SET ASIDE USED.	No Preference used	NOT SOLE SOURCE	1	123,215
	SERVICE DISABLED VETERAN OWNED SMALL BUSINESS	No Preference used	NOT SOLE SOURCE	32	9,939,786
	SMALL BUSINESS SET ASIDE - PARTIAL	No Preference used	NOT SOLE SOURCE	14	645,090
	SMALL BUSINESS SET ASIDE - TOTAL	No Preference used	NOT SOLE SOURCE	721	84,383,350
FULL AND OPEN COMPETITION AFTER				1,213	231,503,162
NOT AVAILABLE FOR COMPETITION	8(A) SOLE SOURCE	No Preference used	SOLE SOURCE	644	223,766,656
	NO SET ASIDE USED.	No Preference used	NOT SOLE SOURCE	40	15,201,739
NOT AVAILABLE FOR COMPETITION Total				684	238,968,395
NOT COMPETED	NO SET ASIDE USED.	No Preference used	NOT SOLE SOURCE	46	19,283,553
NOT COMPETED Total				46	19,283,553
NOT COMPETED UNDER SAP	8(A) SOLE SOURCE	No Preference used	SOLE SOURCE	135	26,969,247
	NO SET ASIDE USED.	No Preference used	NOT SOLE SOURCE	34	9,626,334
NOT COMPETED UNDER SAP Total				169	36,595,581
NULL	NULL	OTHER	NOT SOLE SOURCE	8	0
NULL Total				8	0
Grand Total				2,289	539,978,614

Department: DEPT OF DEFENSE
 Socio-Economic Category: ALASKAN_NATIVE_CORPORATION

FUNDING_DEPARTMENT_NAME	DEPT OF DEFENSE
ALASKAN_NATIVE_CORPORATION	YES

EXTENT_COMPETED_DESCRIPTION	TYPE_OF_SET_ASIDE_DESCRIPTION	EVALUATED_PREFERENCE	SOLE_SOURCE_CATEGORY	Values	
				SB_Action	SB_\$
COMPETED UNDER SAP	8A COMPETED	No Preference used	NOT SOLE SOURCE	45	11,057,374
	HUBZONE SET-ASIDE	No Preference used	NOT SOLE SOURCE	3	24,329
	NO SET ASIDE USED.	No Preference used	NOT SOLE SOURCE	214	15,029,766
	SMALL BUSINESS SET ASIDE - TOTAL	No Preference used	NOT SOLE SOURCE	149	8,812,255
COMPETED UNDER SAP Total				411	34,923,723
FULL AND OPEN COMPETITION	8(A) SOLE SOURCE	No Preference used	SOLE SOURCE	10	1,713,892
	8A COMPETED	No Preference used	NOT SOLE SOURCE	64	24,189,955
	NO SET ASIDE USED.	HUBZone Price Evaluation Preference	NOT SOLE SOURCE	2	7,154,804
	NO SET ASIDE USED.	No Preference used	NOT SOLE SOURCE	1,775	525,290,941
	SMALL BUSINESS SET ASIDE - TOTAL	No Preference used	NOT SOLE SOURCE	60	15,285,632
FULL AND OPEN COMPETITION Total				1,911	573,635,224
FULL AND OPEN COMPETITION AFTER EXCLUSION OF SOURCES	8(A) SOLE SOURCE	No Preference used	SOLE SOURCE	31	9,953,884
	8A COMPETED	No Preference used	NOT SOLE SOURCE	4,873	1,435,877,899
	HUBZONE SET-ASIDE	No Preference used	NOT SOLE SOURCE	369	53,343,121
	NO SET ASIDE USED.	No Preference used	NOT SOLE SOURCE	174	31,080,066
	SERVICE DISABLED VETERAN OWNED SMALL BUSINESS	No Preference used	NOT SOLE SOURCE	4	365,512
	SMALL BUSINESS SET ASIDE - PARTIAL	No Preference used	NOT SOLE SOURCE	192	123,223,772
	SMALL BUSINESS SET ASIDE - TOTAL	No Preference used	NOT SOLE SOURCE	2,274	800,031,042
	NULL	No Preference used	NOT SOLE SOURCE	15	28,588,890
FULL AND OPEN COMPETITION AFTER				7,932	2,482,464,187
NOT AVAILABLE FOR COMPETITION	8(A) SOLE SOURCE	No Preference used	SOLE SOURCE	3,115	975,354,839
	HUBZONE SOLE SOURCE	No Preference used	SOLE SOURCE	7	-22,646
	NO SET ASIDE USED.	No Preference used	NOT SOLE SOURCE	246	83,196,444
NOT AVAILABLE FOR COMPETITION Total				3,368	1,058,528,636
NOT COMPETED	NO SET ASIDE USED.	No Preference used	NOT SOLE SOURCE	303	134,473,012
NOT COMPETED Total				303	134,473,012
NOT COMPETED UNDER SAP	8(A) SOLE SOURCE	No Preference used	SOLE SOURCE	348	99,134,157
	NO SET ASIDE USED.	No Preference used	NOT SOLE SOURCE	134	33,174,905
NOT COMPETED UNDER SAP Total				482	132,309,061
NULL	NULL	OTHER	NOT SOLE SOURCE	15	0
NULL Total				15	0
Grand Total				14,422	4,416,333,844

Department: DEPT OF DEFENSE
Socio-Economic Category: WOSB_EDWOSB

FUNDING_DEPARTMENT_NAME	DEPT OF DEFENSE
WOSB_EDWOSB	YES

EXTENT_COMPETED_DESCRIPTION	TYPE_OF_SET_ASIDE_DESCRIPTION	EVALUATED_PREFERENCE	Values	
			SB_Action	SB_\$
COMPETED UNDER SAP	8A COMPETED	No Preference used	243	49,184,502
	ECONOMICALLY DISADVANTAGED WOMEN OWNED SMALL BUSINESS	No Preference used	152	6,259,740
	HUBZONE SET-ASIDE	No Preference used	584	9,993,278
	NO SET ASIDE USED.	Combined HUB/SDB Preference	1	0
	NO SET ASIDE USED.	No Preference used	99,779	518,029,030
	SERVICE DISABLED VETERAN OWNED SMALL BUSINESS SET-ASIDE	No Preference used	310	15,640,818
	SMALL BUSINESS SET ASIDE - PARTIAL	No Preference used	122	1,753,754
	SMALL BUSINESS SET ASIDE - TOTAL	No Preference used	24,638	456,438,136
	WOMEN OWNED SMALL BUSINESS	No Preference used	896	46,964,534
	INDIAN SMALL BUSINESS ECONOMIC ENTERPRISE	No Preference used	2	43,999
	INDIAN ECONOMIC ENTERPRISE	No Preference used	1	524
	NULL	No Preference used	2	0
COMPETED UNDER SAP Total			126,730	1,104,308,316
COMPETITIVE DELIVERY ORDER	NO SET ASIDE USED.	No Preference used	3	85,000
	NULL	OTHER	3	316,300
COMPETITIVE DELIVERY ORDER Total			6	401,300
FULL AND OPEN COMPETITION	8(A) SOLE SOURCE	No Preference used	30	7,422,868
	8A COMPETED	No Preference used	38	29,313,710
	ECONOMICALLY DISADVANTAGED WOMEN OWNED SMALL BUSINESS	No Preference used	13	1,606,414
	HUBZONE SET-ASIDE	No Preference used	6	1,642,899
	NO SET ASIDE USED.	HUBZone Price Evaluation Preference	58	22,953,123
	NO SET ASIDE USED.	No Preference used	101,742	2,392,821,098
	NO SET ASIDE USED.	OTHER	1	-1,113
	SDVOSB SOLE SOURCE	No Preference used	4	2,059,374
	SERVICE DISABLED VETERAN OWNED SMALL BUSINESS SET-ASIDE	No Preference used	9	1,208,524
	SMALL BUSINESS SET ASIDE - PARTIAL	No Preference used	23	8,332,618
	SMALL BUSINESS SET ASIDE - TOTAL	No Preference used	2,495	323,802,179
	SMALL BUSINESS SET ASIDE - TOTAL	OTHER	45	9,942,683
	WOMEN OWNED SMALL BUSINESS	No Preference used	147	45,075,720
	WOMEN OWNED SMALL BUSINESS SOLE SOURCE	No Preference used	21	5,946,516
	WOMEN OWNED SMALL BUSINESS SOLE SOURCE	OTHER	2	135,044
	NULL	No Preference used	73	2,172,575
	NULL	OTHER	343	22,074,446
FULL AND OPEN COMPETITION Total			105,050	2,876,508,676
FULL AND OPEN COMPETITION AFTER EXCLUSION OF SOURCES	8(A) SOLE SOURCE	No Preference used	123	38,210,686
	8A COMPETED	No Preference used	3,676	791,782,077
	ECONOMICALLY DISADVANTAGED WOMEN OWNED SMALL BUSINESS	No Preference used	211	25,856,887
	HUBZONE SET-ASIDE	No Preference used	1,122	163,185,475
	HUBZONE SOLE SOURCE	No Preference used	5	776,064
	NO SET ASIDE USED.	No Preference used	590	31,549,608
	NO SET ASIDE USED.	OTHER	2	0
	SERVICE DISABLED VETERAN OWNED SMALL BUSINESS SET-ASIDE	No Preference used	242	46,850,371
	SMALL BUSINESS SET ASIDE - PARTIAL	No Preference used	618	140,496,794
	SMALL BUSINESS SET ASIDE - TOTAL	No Preference used	26,249	3,898,532,940

EXTENT_COMPETED_DESCRIPTION	TYPE_OF_SET_ASIDE_DESCRIPTION	EVALUATED_PREFERENCE	SB_Action	SB_ \$
FULL AND OPEN COMPETITION AFTER	SMALL BUSINESS SET ASIDE - TOTAL	OTHER	11	-572,868
	WOMEN OWNED SMALL BUSINESS	No Preference used	2,471	196,069,649
	WOMEN OWNED SMALL BUSINESS SOLE SOURCE	No Preference used	5	163,370
	ECONOMICALLY DISADVANTAGED WOMEN OWNED SMALL BUSINESS SOLE SOURCE	No Preference used	1	114,600
	NULL	No Preference used	69	49,868,553
FULL AND OPEN COMPETITION AFTER EXCLUSION OF SOURCES Total			35,395	5,382,884,207
NOT AVAILABLE FOR COMPETITION	8(A) SOLE SOURCE	No Preference used	5,380	797,495,464
	8(A) SOLE SOURCE	OTHER	11	106,935
	HUBZONE SOLE SOURCE	No Preference used	16	1,918,162
	NO SET ASIDE USED.	No Preference used	345	61,357,859
	NO SET ASIDE USED.	OTHER	1	0
	SDVOSB SOLE SOURCE	No Preference used	10	1,945,283
	SERVICE DISABLED VETERAN OWNED SMALL BUSINESS SET-ASIDE	OTHER	1	0
	SMALL BUSINESS SET ASIDE - TOTAL	OTHER	2	46,920
	WOMEN OWNED SMALL BUSINESS SOLE SOURCE	No Preference used	77	9,126,353
	ECONOMICALLY DISADVANTAGED WOMEN OWNED SMALL BUSINESS SOLE SOURCE	No Preference used	22	3,133,087
NOT AVAILABLE FOR COMPETITION Total			5,865	875,130,064
NOT COMPETED	NO SET ASIDE USED.	No Preference used	2,203	422,112,368
	NO SET ASIDE USED.	OTHER	1	-219,284
	NULL	OTHER	2	0
NOT COMPETED Total			2,206	421,893,083
NOT COMPETED UNDER SAP	8(A) SOLE SOURCE	No Preference used	1,743	230,418,476
	HUBZONE SOLE SOURCE	No Preference used	18	1,680,449
	NO SET ASIDE USED.	No Preference used	7,172	130,297,091
	SDVOSB SOLE SOURCE	No Preference used	15	331,746
	SMALL BUSINESS SET ASIDE - TOTAL	No Preference used	1	7,735
	INDIAN SMALL BUSINESS ECONOMIC ENTERPRISE	No Preference used	1	-535
	WOMEN OWNED SMALL BUSINESS SOLE SOURCE	No Preference used	87	10,097,528
	ECONOMICALLY DISADVANTAGED WOMEN OWNED SMALL BUSINESS SOLE SOURCE	No Preference used	12	1,326,571
NOT COMPETED UNDER SAP Total			9,049	374,159,061
NULL	NULL	OTHER	736	0
NULL Total			736	0
Grand Total			285,037	11,035,284,708

Department: ENERGY, DEPARTMENT OF
 Socio-Economic Category: Small Business

FUNDING DEPARTMENT NAME	ENERGY, DEPARTMENT OF
-------------------------	-----------------------

EXTENT_COMPETED_DESCRIPTION	TYPE_OF_SET_ASIDE_DESCRIPTION	EVALUATED_PREFERENCE	SOLE_SOURCE_CATEGORY	Values	
				SB_Action	SB_\$
COMPETED UNDER SAP	8(A) SOLE SOURCE	No Preference used	SOLE SOURCE	1	25,392
	8A COMPETED	No Preference used	NOT SOLE SOURCE	3	203,080
	ECONOMICALLY DISADVANTAGED WOMEN OWNED	No Preference used	NOT SOLE SOURCE	4	0
	HUBZONE SET-ASIDE	No Preference used	NOT SOLE SOURCE	8	1,540,860
	NO SET ASIDE USED.	No Preference used	NOT SOLE SOURCE	200	12,663,081
	SERVICE DISABLED VETERAN OWNED SMALL BUSINESS	No Preference used	NOT SOLE SOURCE	2	236,190
	SMALL BUSINESS SET ASIDE - PARTIAL	No Preference used	NOT SOLE SOURCE	2	16,473
	SMALL BUSINESS SET ASIDE - TOTAL	No Preference used	NOT SOLE SOURCE	964	30,654,504
	WOMEN OWNED SMALL BUSINESS	No Preference used	NOT SOLE SOURCE	5	34,317
COMPETED UNDER SAP Total				1,189	45,373,897
COMPETITIVE DELIVERY ORDER	NO SET ASIDE USED.	No Preference used	NOT SOLE SOURCE	4	-476,069
	SMALL BUSINESS SET ASIDE - TOTAL	No Preference used	NOT SOLE SOURCE	8	-365,284
COMPETITIVE DELIVERY ORDER Total				12	-841,353
FULL AND OPEN COMPETITION	8(A) SOLE SOURCE	No Preference used	SOLE SOURCE	44	2,382,638
	8A COMPETED	No Preference used	NOT SOLE SOURCE	259	36,478,436
	HUBZONE SET-ASIDE	No Preference used	NOT SOLE SOURCE	1	58,995
	NO SET ASIDE USED.	No Preference used	NOT SOLE SOURCE	1,437	219,202,367
	SERVICE DISABLED VETERAN OWNED SMALL BUSINESS	No Preference used	NOT SOLE SOURCE	3	2,175,094
	SERVICE DISABLED VETERAN OWNED SMALL BUSINESS	OTHER	NOT SOLE SOURCE	1	-9,139
	SMALL BUSINESS SET ASIDE - PARTIAL	No Preference used	NOT SOLE SOURCE	2	15,921
	SMALL BUSINESS SET ASIDE - TOTAL	No Preference used	NOT SOLE SOURCE	580	125,686,795
	SMALL BUSINESS SET ASIDE - TOTAL	OTHER	NOT SOLE SOURCE	8	122,564
	WOMEN OWNED SMALL BUSINESS	No Preference used	NOT SOLE SOURCE	7	2,046,427
	WOMEN OWNED SMALL BUSINESS SOLE SOURCE	No Preference used	NOT SOLE SOURCE	1	22,244
	NULL	No Preference used	NOT SOLE SOURCE	9	9,241,042
	NULL	OTHER	NOT SOLE SOURCE	86	5,180,008
FULL AND OPEN COMPETITION Total				2,438	402,603,392
FULL AND OPEN COMPETITION	8(A) SOLE SOURCE	No Preference used	SOLE SOURCE	4	1,309,406
	8A COMPETED	No Preference used	NOT SOLE SOURCE	462	53,978,955
	HUBZONE SET-ASIDE	No Preference used	NOT SOLE SOURCE	28	1,591,223
	NO SET ASIDE USED.	No Preference used	NOT SOLE SOURCE	15	722,072
	SERVICE DISABLED VETERAN OWNED SMALL BUSINESS	No Preference used	NOT SOLE SOURCE	70	46,820,413
	SMALL BUSINESS SET ASIDE - PARTIAL	No Preference used	NOT SOLE SOURCE	9	16,288
	SMALL BUSINESS SET ASIDE - TOTAL	No Preference used	NOT SOLE SOURCE	1,393	611,485,686
	SMALL BUSINESS SET ASIDE - TOTAL	OTHER	NOT SOLE SOURCE	3	18,206
	WOMEN OWNED SMALL BUSINESS	No Preference used	NOT SOLE SOURCE	1	12,432
FULL AND OPEN COMPETITION AFTER				1,985	715,954,683
NON-COMPETITIVE DELIVERY ORDER	NO SET ASIDE USED.	No Preference used	NOT SOLE SOURCE	1	-6
	SMALL BUSINESS SET ASIDE - TOTAL	No Preference used	NOT SOLE SOURCE	7	-56,140
NON-COMPETITIVE DELIVERY ORDER				8	-56,147
NOT AVAILABLE FOR COMPETITION	8(A) SOLE SOURCE	No Preference used	SOLE SOURCE	1,296	170,652,974
	8(A) SOLE SOURCE	OTHER	SOLE SOURCE	8	83,828
	HUBZONE SOLE SOURCE	No Preference used	SOLE SOURCE	13	1,207,635
	NO SET ASIDE USED.	No Preference used	NOT SOLE SOURCE	197	33,699,487
	SDVOSB SOLE SOURCE	No Preference used	SOLE SOURCE	9	3,099,900
	SMALL BUSINESS SET ASIDE - TOTAL	OTHER	NOT SOLE SOURCE	1	14,077
	ECONOMICALLY DISADVANTAGED WOMEN OWNED	No Preference used	EDWOSB_SS_NON_MFG	2	6,179
	NULL	OTHER	NOT SOLE SOURCE	1	-199,818
NOT AVAILABLE FOR COMPETITION				1,527	208,564,263
NOT COMPETED	8(A) SOLE SOURCE	No Preference used	SOLE SOURCE	1	-48
	NO SET ASIDE USED.	No Preference used	NOT SOLE SOURCE	382	36,863,821
	NULL	OTHER	NOT SOLE SOURCE	1	-64,717
NOT COMPETED Total				384	36,799,057
NOT COMPETED UNDER SAP	8(A) SOLE SOURCE	No Preference used	SOLE SOURCE	137	7,180,704
	HUBZONE SOLE SOURCE	No Preference used	SOLE SOURCE	1	21,500
	NO SET ASIDE USED.	No Preference used	NOT SOLE SOURCE	384	5,705,359
	SDVOSB SOLE SOURCE	No Preference used	SOLE SOURCE	8	90,635
	INDIAN SMALL BUSINESS ECONOMIC ENTERPRISE	No Preference used	NOT SOLE SOURCE	4	503,778
	WOMEN OWNED SMALL BUSINESS SOLE SOURCE	No Preference used	WOSB_SS_Non_MFG	6	18,553
	ECONOMICALLY DISADVANTAGED WOMEN OWNED	No Preference used	EDWOSB_SS_NON_MFG	4	268,084
NOT COMPETED UNDER SAP Total				544	13,788,612
NULL	NO SET ASIDE USED.	No Preference used	NOT SOLE SOURCE	11	-814,439
	SMALL BUSINESS SET ASIDE - TOTAL	No Preference used	NOT SOLE SOURCE	4	23,893
	NULL	OTHER	NOT SOLE SOURCE	34	0
NULL Total				49	-790,545

EXTENT_COMPETED_DESCRIPTION	TYPE_OF_SET_ASIDE_DESCRIPTION	EVALUATED_PREFERENCE	SOLE_SOURCE_CATEGORY	SB_Action	SB_\$
Grand Total				8,136	1,421,395,857

Department: ENERGY, DEPARTMENT OF
 Socio-Economic Category: SRDVOB_FLAG

FUNDING_DEPARTMENT_NAME	ENERGY, DEPARTMENT OF
SRDVOB_FLAG	YES

EXTENT_COMPETED_DESCRIPTION	TYPE_OF_SET_ASIDE_DESCRIPTION	EVALUATED_PREFERENCE	SOLE_SOURCE_CATEGORY	Values	
				SB_Action	SB_\$
COMPETED UNDER SAP	NO SET ASIDE USED.	No Preference used	NOT SOLE SOURCE	44	9,991,794
	SERVICE DISABLED VETERAN OWNED SMALL BUSINESS	No Preference used	NOT SOLE SOURCE	2	236,190
	SMALL BUSINESS SET ASIDE - TOTAL	No Preference used	NOT SOLE SOURCE	61	1,132,273
	WOMEN OWNED SMALL BUSINESS	No Preference used	NOT SOLE SOURCE	3	11,915
COMPETED UNDER SAP Total				110	11,372,171
FULL AND OPEN COMPETITION	8(A) SOLE SOURCE	No Preference used	SOLE SOURCE	42	2,300,948
	8A COMPETED	No Preference used	NOT SOLE SOURCE	12	2,234,447
	NO SET ASIDE USED.	No Preference used	NOT SOLE SOURCE	151	19,531,984
	SERVICE DISABLED VETERAN OWNED SMALL BUSINESS	No Preference used	NOT SOLE SOURCE	3	2,175,094
	SERVICE DISABLED VETERAN OWNED SMALL BUSINESS	OTHER	NOT SOLE SOURCE	1	(9,139)
	SMALL BUSINESS SET ASIDE - PARTIAL	No Preference used	NOT SOLE SOURCE	2	15,921
	SMALL BUSINESS SET ASIDE - TOTAL	No Preference used	NOT SOLE SOURCE	22	8,800,974
FULL AND OPEN COMPETITION Total				233	35,050,228
FULL AND OPEN COMPETITION	8A COMPETED	No Preference used	NOT SOLE SOURCE	208	27,457,451
	HUBZONE SET-ASIDE	No Preference used	NOT SOLE SOURCE	7	43,572
	SERVICE DISABLED VETERAN OWNED SMALL BUSINESS	No Preference used	NOT SOLE SOURCE	70	46,820,413
	SMALL BUSINESS SET ASIDE - TOTAL	No Preference used	NOT SOLE SOURCE	43	41,217,649
FULL AND OPEN COMPETITION AFTER				328	115,539,085
NOT AVAILABLE FOR COMPETITION	8(A) SOLE SOURCE	No Preference used	SOLE SOURCE	66	568,970
	NO SET ASIDE USED.	No Preference used	NOT SOLE SOURCE	10	867,710
	SDVOSB SOLE SOURCE	No Preference used	SOLE SOURCE	9	3,099,900
NOT AVAILABLE FOR COMPETITION				85	4,536,580
NOT COMPETED	NO SET ASIDE USED.	No Preference used	NOT SOLE SOURCE	6	1,529,234
NOT COMPETED Total				6	1,529,234
NOT COMPETED UNDER SAP	8(A) SOLE SOURCE	No Preference used	SOLE SOURCE	6	148,952
	NO SET ASIDE USED.	No Preference used	NOT SOLE SOURCE	35	(45,682)
	SDVOSB SOLE SOURCE	No Preference used	SOLE SOURCE	8	90,635
NOT COMPETED UNDER SAP Total				49	193,905
NULL	NO SET ASIDE USED.	No Preference used	NOT SOLE SOURCE	1	(120,118)
	NULL	OTHER	NOT SOLE SOURCE	12	-
NULL Total				13	(120,118)
Grand Total				824	168,101,086

Department: ENERGY, DEPARTMENT OF
 Socio-Economic Category: HubZone_FLAG

FUNDING_DEPARTMENT_NAME	ENERGY, DEPARTMENT OF
HubZone_FLAG	YES

EXTENT_COMPETED_DESCRIPTION	TYPE_OF_SET_ASIDE_DESCRIPTION	EVALUATED_PREFERENCE	SOLE_SOURCE_CATEGORY	Values	
				SB_Action	SB_\$
COMPETED UNDER SAP	HUBZONE SET-ASIDE	No Preference used	NOT SOLE SOURCE	8	1,540,860
	NO SET ASIDE USED.	No Preference used	NOT SOLE SOURCE	5	40,554
	SERVICE DISABLED VETERAN OWNED SMALL BUSINESS	No Preference used	NOT SOLE SOURCE	1	0
	SMALL BUSINESS SET ASIDE - TOTAL	No Preference used	NOT SOLE SOURCE	49	1,655,391
COMPETED UNDER SAP Total				63	3,236,804
FULL AND OPEN COMPETITION	HUBZONE SET-ASIDE	No Preference used	NOT SOLE SOURCE	1	58,995
	NO SET ASIDE USED.	No Preference used	NOT SOLE SOURCE	72	2,710,962
	SMALL BUSINESS SET ASIDE - PARTIAL	No Preference used	NOT SOLE SOURCE	1	10,262
	SMALL BUSINESS SET ASIDE - TOTAL	No Preference used	NOT SOLE SOURCE	12	86,754
FULL AND OPEN COMPETITION Total				86	2,866,973
FULL AND OPEN COMPETITION	8A COMPETED	No Preference used	NOT SOLE SOURCE	1	0
	HUBZONE SET-ASIDE	No Preference used	NOT SOLE SOURCE	28	1,591,223
	SMALL BUSINESS SET ASIDE - TOTAL	No Preference used	NOT SOLE SOURCE	20	4,685,260
FULL AND OPEN COMPETITION AFTER				49	6,276,484
NOT AVAILABLE FOR COMPETITION	8(A) SOLE SOURCE	No Preference used	SOLE SOURCE	82	7,432,507
	8(A) SOLE SOURCE	OTHER	SOLE SOURCE	1	-14,951
	HUBZONE SOLE SOURCE	No Preference used	SOLE SOURCE	13	1,207,635
	NO SET ASIDE USED.	No Preference used	NOT SOLE SOURCE	42	7,503,292
	SDVOSB SOLE SOURCE	No Preference used	SOLE SOURCE	8	2,849,900
	ECONOMICALLY DISADVANTAGED WOMEN OWNED SMALL BUSINESS SOLE SOURCE	No Preference used	EDWOSB_SS_NON_MFG	2	6,179
NOT AVAILABLE FOR COMPETITION				148	18,984,563
NOT COMPETED	NO SET ASIDE USED.	No Preference used	NOT SOLE SOURCE	7	316,166
NOT COMPETED Total				7	316,166
NOT COMPETED UNDER SAP	8(A) SOLE SOURCE	No Preference used	SOLE SOURCE	34	290,954
	HUBZONE SOLE SOURCE	No Preference used	SOLE SOURCE	1	21,500
	NO SET ASIDE USED.	No Preference used	NOT SOLE SOURCE	19	424,130
NOT COMPETED UNDER SAP Total				54	736,584
NULL	NULL	OTHER	NOT SOLE SOURCE	1	0
NULL Total				1	0
Grand Total				408	32,417,573

Department: ENERGY, DEPARTMENT OF
Socio-Economic Category: SDB

FUNDING_DEPARTMENT_NAME	ENERGY, DEPARTMENT OF
SDB	YES

EXTENT_COMPETED_DESCRIPTION	TYPE_OF_SET_ASIDE_DESCRIPTION	EVALUATED_PREFERENCE	SOLE_SOURCE_CATEGORY	Values	
				SB_Action	SB_ \$
COMPETED UNDER SAP	8(A) SOLE SOURCE	No Preference used	SOLE SOURCE	1	25,392
	8A COMPETED	No Preference used	NOT SOLE SOURCE	3	203,080
	ECONOMICALLY DISADVANTAGED WOMEN OWNED SMALL BUSINESS	No Preference used	NOT SOLE SOURCE	2	0
	HUBZONE SET-ASIDE	No Preference used	NOT SOLE SOURCE	7	1,534,551
	NO SET ASIDE USED.	No Preference used	NOT SOLE SOURCE	40	380,404
	SERVICE DISABLED VETERAN OWNED SMALL BUSINESS SET-ASIDE	No Preference used	NOT SOLE SOURCE	1	0
	SMALL BUSINESS SET ASIDE - TOTAL	No Preference used	NOT SOLE SOURCE	235	5,360,030
	WOMEN OWNED SMALL BUSINESS	No Preference used	NOT SOLE SOURCE	3	11,915
COMPETED UNDER SAP Total				292	7,515,373
FULL AND OPEN COMPETITION	8(A) SOLE SOURCE	No Preference used	SOLE SOURCE	44	2,382,638
	8A COMPETED	No Preference used	NOT SOLE SOURCE	259	36,478,436
	HUBZONE SET-ASIDE	No Preference used	NOT SOLE SOURCE	1	58,995
	NO SET ASIDE USED.	No Preference used	NOT SOLE SOURCE	353	68,923,410
	SERVICE DISABLED VETERAN OWNED SMALL BUSINESS SET-ASIDE	No Preference used	NOT SOLE SOURCE	3	2,175,094
	SMALL BUSINESS SET ASIDE - TOTAL	No Preference used	NOT SOLE SOURCE	248	22,541,909
	SMALL BUSINESS SET ASIDE - TOTAL	OTHER	NOT SOLE SOURCE	2	39,733
	WOMEN OWNED SMALL BUSINESS	No Preference used	NOT SOLE SOURCE	5	2,016,282
	WOMEN OWNED SMALL BUSINESS SOLE SOURCE	No Preference used	NOT SOLE SOURCE	1	22,244
	NULL	OTHER	NOT SOLE SOURCE	8	46,283
FULL AND OPEN COMPETITION Total				924	134,685,024
FULL AND OPEN COMPETITION AFTER EXCLUSION OF SOURCES	8(A) SOLE SOURCE	No Preference used	SOLE SOURCE	4	1,309,406
	8A COMPETED	No Preference used	NOT SOLE SOURCE	462	53,978,955
	HUBZONE SET-ASIDE	No Preference used	NOT SOLE SOURCE	23	1,538,718
	NO SET ASIDE USED.	No Preference used	NOT SOLE SOURCE	13	703,714
	SERVICE DISABLED VETERAN OWNED SMALL BUSINESS SET-ASIDE	No Preference used	NOT SOLE SOURCE	16	28,704,336
	SMALL BUSINESS SET ASIDE - PARTIAL	No Preference used	NOT SOLE SOURCE	6	785,002
	SMALL BUSINESS SET ASIDE - TOTAL	No Preference used	NOT SOLE SOURCE	516	280,660,186
	WOMEN OWNED SMALL BUSINESS	No Preference used	NOT SOLE SOURCE	1	12,432
FULL AND OPEN COMPETITION AFTER EXCLUSION OF SOURCES Total				1,041	367,692,750
NON-COMPETITIVE DELIVERY	SMALL BUSINESS SET ASIDE - TOTAL	No Preference used	NOT SOLE SOURCE	1	-53,198
NON-COMPETITIVE DELIVERY ORDER Total				1	-53,198
NOT AVAILABLE FOR COMPETITION	8(A) SOLE SOURCE	No Preference used	SOLE SOURCE	1,296	170,652,974
	8(A) SOLE SOURCE	OTHER	SOLE SOURCE	8	83,828
	HUBZONE SOLE SOURCE	No Preference used	SOLE SOURCE	11	1,164,606
	NO SET ASIDE USED.	No Preference used	NOT SOLE SOURCE	167	30,671,499
	SDVO SB SOLE SOURCE	No Preference used	SOLE SOURCE	9	3,099,900
	SMALL BUSINESS SET ASIDE - TOTAL	OTHER	NOT SOLE SOURCE	1	14,077
	ECONOMICALLY DISADVANTAGED WOMEN OWNED SMALL BUSINESS SOLE SOURCE	No Preference used	EDWOSB_SS_NON_MFG	2	6,179
	NULL	OTHER	NOT SOLE SOURCE	1	-199,818
NOT AVAILABLE FOR COMPETITION Total				1,495	205,493,246
NOT COMPETED	8(A) SOLE SOURCE	No Preference used	SOLE SOURCE	1	-48
	NO SET ASIDE USED.	No Preference used	NOT SOLE SOURCE	161	21,003,783
NOT COMPETED Total				162	21,003,735
NOT COMPETED UNDER SAP	8(A) SOLE SOURCE	No Preference used	SOLE SOURCE	137	7,180,704
	HUBZONE SOLE SOURCE	No Preference used	SOLE SOURCE	1	21,500
	NO SET ASIDE USED.	No Preference used	NOT SOLE SOURCE	95	1,691,132
	INDIAN SMALL BUSINESS ECONOMIC ENTERPRISE	No Preference used	NOT SOLE SOURCE	2	500,000
	WOMEN OWNED SMALL BUSINESS SOLE SOURCE	No Preference used	WOSB_SS_Non_MFG	6	18,553
	ECONOMICALLY DISADVANTAGED WOMEN OWNED SMALL BUSINESS SOLE SOURCE	No Preference used	EDWOSB_SS_NON_MFG	4	268,084
NOT COMPETED UNDER SAP Total				245	9,679,972
NULL	NO SET ASIDE USED.	No Preference used	NOT SOLE SOURCE	1	0
	SMALL BUSINESS SET ASIDE - TOTAL	No Preference used	NOT SOLE SOURCE	1	23,893

EXTENT_COMPETED_DESCRIPTION	TYPE_OF_SET_ASIDE_DESCRIPTION	EVALUATED_PREFERENCE	SOLE_SOURCE_CATEGORY	SB_Action	SB_\$
NULL	NULL	OTHER	NOT SOLE SOURCE	11	0
NULL Total				13	23,893
Grand Total				4,173	746,040,794

Department: ENERGY, DEPARTMENT OF
 Socio-Economic Category: INDIAN_TRIBE

FUNDING_DEPARTMENT_NAME	ENERGY, DEPARTMENT OF
INDIAN_TRIBE	YES

EXTENT_COMPETED_DESCRIPTION	TYPE_OF_SET_ASIDE_DESCRIPTION	EVALUATED_PREFERENCE	SOLE_SOURCE_CATEGORY	Values	
				SB_Action	SB_\$
COMPETED UNDER SAP	NO SET ASIDE USED.	No Preference used	NOT SOLE SOURCE	2	54,682
	SMALL BUSINESS SET ASIDE - TOTAL	No Preference used	NOT SOLE SOURCE	13	606,094
COMPETED UNDER SAP Total				15	660,776
FULL AND OPEN COMPETITION	NO SET ASIDE USED.	No Preference used	NOT SOLE SOURCE	27	13,084,276
FULL AND OPEN COMPETITION Total				27	13,084,276
FULL AND OPEN COMPETITION AFTER EXCLUSION OF SOURCES	8A COMPETED	No Preference used	NOT SOLE SOURCE	7	1,106,511
	SMALL BUSINESS SET ASIDE - TOTAL	No Preference used	NOT SOLE SOURCE	8	1,800,801
FULL AND OPEN COMPETITION AFTER EXCLUSION OF SOURCES Total				15	2,907,312
NOT AVAILABLE FOR COMPETITION	8(A) SOLE SOURCE	No Preference used	SOLE SOURCE	63	16,591,749
	HUBZONE SOLE SOURCE	No Preference used	SOLE SOURCE	6	832,732
	NO SET ASIDE USED.	No Preference used	NOT SOLE SOURCE	14	2,918,046
NOT AVAILABLE FOR COMPETITION Total				83	20,342,526
NOT COMPETED	NO SET ASIDE USED.	No Preference used	NOT SOLE SOURCE	41	8,381,594
NOT COMPETED Total				41	8,381,594
Grand Total				181	45,376,485

Department: ENERGY, DEPARTMENT OF
 Socio-Economic Category: NATIVE_HAWAIIAN_ORGANIZATION

FUNDING_DEPARTMENT_NAME	ENERGY, DEPARTMENT OF
NATIVE_HAWAIIAN_ORGANIZATION	YES

EXTENT_COMPETED_DESCRIPTION	TYPE_OF_SET_ASIDE_DESCRIPTION	EVALUATED_PREFERENCE	SOLE_SOURCE_CATEGORY	Values	
				SB_Action	SB_\$
FULL AND OPEN COMPETITION	WOMEN OWNED SMALL BUSINESS	No Preference used	NOT SOLE SOURCE	3	95,947
FULL AND OPEN COMPETITION Total				3	95,947
NOT AVAILABLE FOR COMPETITION	8(A) SOLE SOURCE	No Preference used	SOLE SOURCE	28	886,400
NOT AVAILABLE FOR COMPETITION Total				28	886,400
NOT COMPETED	NO SET ASIDE USED.	No Preference used	NOT SOLE SOURCE	10	908,391
NOT COMPETED Total				10	908,391
NOT COMPETED UNDER SAP	NO SET ASIDE USED.	No Preference used	NOT SOLE SOURCE	3	378,396
NOT COMPETED UNDER SAP Total				3	378,396
Grand Total				44	2,269,134

Department: ENERGY, DEPARTMENT OF
 Socio-Economic Category: ALASKAN_NATIVE_CORPORATION

FUNDING_DEPARTMENT_NAME	ENERGY, DEPARTMENT OF
ALASKAN_NATIVE_CORPORATION	YES

EXTENT_COMPETED_DESCRIPTION	TYPE_OF_SET_ASIDE_DESCRIPTION	EVALUATED_PREFERENCE	SOLE_SOURCE_CATEGORY	Values	
				SB_Action	SB_\$
COMPETED UNDER SAP	NO SET ASIDE USED.	No Preference used	NOT SOLE SOURCE	1	9,887
	SMALL BUSINESS SET ASIDE - TOTAL	No Preference used	NOT SOLE SOURCE	4	188,700
COMPETED UNDER SAP Total				5	198,587
COMPETITIVE DELIVERY ORDER	SMALL BUSINESS SET ASIDE - TOTAL	No Preference used	NOT SOLE SOURCE	7	-344,001
COMPETITIVE DELIVERY ORDER Total				7	-344,001
FULL AND OPEN COMPETITION	NO SET ASIDE USED.	No Preference used	NOT SOLE SOURCE	7	171,961
	SMALL BUSINESS SET ASIDE - TOTAL	No Preference used	NOT SOLE SOURCE	1	100,000
FULL AND OPEN COMPETITION Total				8	271,961
FULL AND OPEN COMPETITION AFTER	8A COMPETED	No Preference used	NOT SOLE SOURCE	20	5,699,505
	SMALL BUSINESS SET ASIDE - TOTAL	No Preference used	NOT SOLE SOURCE	87	71,227,890
FULL AND OPEN COMPETITION AFTER				107	76,927,395
NON-COMPETITIVE DELIVERY ORDER	SMALL BUSINESS SET ASIDE - TOTAL	No Preference used	NOT SOLE SOURCE	6	-2,942
NON-COMPETITIVE DELIVERY ORDER				6	-2,942
NOT AVAILABLE FOR COMPETITION	8(A) SOLE SOURCE	No Preference used	SOLE SOURCE	207	59,452,411
NOT AVAILABLE FOR COMPETITION Total				207	59,452,411
NOT COMPETED	NO SET ASIDE USED.	No Preference used	NOT SOLE SOURCE	2	27,265
NOT COMPETED Total				2	27,265
NOT COMPETED UNDER SAP	8(A) SOLE SOURCE	No Preference used	SOLE SOURCE	5	88,480
	NO SET ASIDE USED.	No Preference used	NOT SOLE SOURCE	1	77,250
	INDIAN SMALL BUSINESS ECONOMIC ENTERPRISE	No Preference used	NOT SOLE SOURCE	2	500,000
NOT COMPETED UNDER SAP Total				8	665,730
NULL	NO SET ASIDE USED.	No Preference used	NOT SOLE SOURCE	1	0
	NULL	OTHER	NOT SOLE SOURCE	1	0
NULL Total				2	0
Grand Total				352	137,196,406

Department: ENERGY, DEPARTMENT OF
Socio-Economic Category: WOSB_EDWOSB

FUNDING_DEPARTMENT_NAME	ENERGY, DEPARTMENT OF
WOSB_EDWOSB	YES

			Values	
EXTENT_COMPETED_DESCRIPTION	TYPE_OF_SET_ASIDE_DESCRIPTION	EVALUATED_PREFERENCE	SB_Action	SB_\$
COMPETED UNDER SAP	8(A) SOLE SOURCE	No Preference used	1	25,392
	8A COMPETED	No Preference used	1	3,080
	ECONOMICALLY DISADVANTAGED WOMEN OWNED SMALL BUSINESS	No Preference used	4	0
	HUBZONE SET-ASIDE	No Preference used	4	523,258
	NO SET ASIDE USED.	No Preference used	42	127,348
	SMALL BUSINESS SET ASIDE - PARTIAL	No Preference used	1	11,000
	SMALL BUSINESS SET ASIDE - TOTAL	No Preference used	278	8,107,593
	WOMEN OWNED SMALL BUSINESS	No Preference used	5	34,317
COMPETED UNDER SAP Total			336	8,831,988
FULL AND OPEN COMPETITION	8(A) SOLE SOURCE	No Preference used	42	2,300,948
	8A COMPETED	No Preference used	257	36,245,096
	NO SET ASIDE USED.	No Preference used	354	30,088,905
	SMALL BUSINESS SET ASIDE - TOTAL	No Preference used	194	19,716,272
	SMALL BUSINESS SET ASIDE - TOTAL	OTHER	3	13,064
	WOMEN OWNED SMALL BUSINESS	No Preference used	7	2,046,427
	WOMEN OWNED SMALL BUSINESS SOLE SOURCE	No Preference used	1	22,244
	NULL	OTHER	24	113,858
FULL AND OPEN COMPETITION Total			882	90,546,813
FULL AND OPEN COMPETITION AFTER EXCLUSION OF SOURCES	8A COMPETED	No Preference used	52	5,420,772
	HUBZONE SET-ASIDE	No Preference used	11	532,141
	NO SET ASIDE USED.	No Preference used	14	703,572
	SMALL BUSINESS SET ASIDE - TOTAL	No Preference used	380	176,279,480
	SMALL BUSINESS SET ASIDE - TOTAL	OTHER	3	18,206
	WOMEN OWNED SMALL BUSINESS	No Preference used	1	12,432
FULL AND OPEN COMPETITION AFTER EXCLUSION OF SOURCES Total			461	182,966,604
NON-COMPETITIVE DELIVERY ORDER	SMALL BUSINESS SET ASIDE - TOTAL	No Preference used	1	-53,198
NON-COMPETITIVE DELIVERY ORDER Total			1	-53,198
NOT AVAILABLE FOR COMPETITION	8(A) SOLE SOURCE	No Preference used	436	42,833,391
	8(A) SOLE SOURCE	OTHER	2	-14,951
	NO SET ASIDE USED.	No Preference used	67	8,046,658
	SDVOSB SOLE SOURCE	No Preference used	1	250,000
	ECONOMICALLY DISADVANTAGED WOMEN OWNED SMALL BUSINESS SOLE SOURCE	No Preference used	2	6,179
	NOT AVAILABLE FOR COMPETITION Total			508
NOT COMPETED	NO SET ASIDE USED.	No Preference used	65	5,355,826
NOT COMPETED Total			65	5,355,826
NOT COMPETED UNDER SAP	8(A) SOLE SOURCE	No Preference used	39	3,643,162
	NO SET ASIDE USED.	No Preference used	60	945,966
	WOMEN OWNED SMALL BUSINESS SOLE SOURCE	No Preference used	6	18,553
	ECONOMICALLY DISADVANTAGED WOMEN OWNED SMALL BUSINESS SOLE SOURCE	No Preference used	4	268,084
NOT COMPETED UNDER SAP Total			109	4,875,764
NULL	NO SET ASIDE USED.	No Preference used	1	-844
	NULL	OTHER	13	0
NULL Total			14	-844
Grand Total			2,376	343,644,232

Department: INTERIOR, DEPARTMENT OF THE
 Socio-Economic Category: Small Business

FUNDING DEPARTMENT NAME	INTERIOR, DEPARTMENT OF THE
-------------------------	-----------------------------

EXTENT_COMPETED_DESCRIPTION	TYPE_OF_SET_ASIDE_DESCRIPTION	EVALUATED_PREFERENCE	SOLE_SOURCE_CATEGORY	Values	SB_Action	SB_\$
COMPETED UNDER SAP	8A COMPETED	No Preference used	NOT SOLE SOURCE	59		3,681,145
	BUY INDIAN	No Preference used	NOT SOLE SOURCE	53		2,135,900
	ECONOMICALLY DISADVANTAGED WOMEN OWNED	No Preference used	NOT SOLE SOURCE	10		309,414
	HUBZONE SET-ASIDE	No Preference used	NOT SOLE SOURCE	32		1,722,026
	NO SET ASIDE USED.	No Preference used	NOT SOLE SOURCE	3,301		48,025,609
	SERVICE DISABLED VETERAN OWNED SMALL BUSINESS	No Preference used	NOT SOLE SOURCE	47		1,130,410
	SMALL BUSINESS SET ASIDE - PARTIAL	No Preference used	NOT SOLE SOURCE	41		621,859
	SMALL BUSINESS SET ASIDE - TOTAL	No Preference used	NOT SOLE SOURCE	13,475		242,640,282
	WOMEN OWNED SMALL BUSINESS	No Preference used	NOT SOLE SOURCE	94		3,091,939
	INDIAN SMALL BUSINESS ECONOMIC ENTERPRISE	No Preference used	NOT SOLE SOURCE	1,142		31,162,511
	INDIAN ECONOMIC ENTERPRISE	No Preference used	NOT SOLE SOURCE	68		3,781,134
COMPETED UNDER SAP Total				18,322		338,302,228
COMPETITIVE DELIVERY ORDER	NO SET ASIDE USED.	No Preference used	NOT SOLE SOURCE	4		-9,783
	NULL	No Preference used	NOT SOLE SOURCE	2		-97,264
	NULL	OTHER	NOT SOLE SOURCE	1		349,878
COMPETITIVE DELIVERY ORDER Total				7		242,832
FULL AND OPEN COMPETITION	8(A) SOLE SOURCE	No Preference used	SOLE SOURCE	14		823,167
	8(A) SOLE SOURCE	OTHER	SOLE SOURCE	8		1,090,044
	8A COMPETED	No Preference used	NOT SOLE SOURCE	10		640,746
	HUBZONE SET-ASIDE	No Preference used	NOT SOLE SOURCE	3		170,265
	NO SET ASIDE USED.	No Preference used	NOT SOLE SOURCE	7,035		282,769,878
	SDVOSB SOLE SOURCE	No Preference used	SOLE SOURCE	1		0
	SDVOSB SOLE SOURCE	OTHER	SOLE SOURCE	3		202,833
	SERVICE DISABLED VETERAN OWNED SMALL BUSINESS	No Preference used	NOT SOLE SOURCE	20		511,844
	SMALL BUSINESS SET ASIDE - PARTIAL	No Preference used	NOT SOLE SOURCE	5		4,978
	SMALL BUSINESS SET ASIDE - TOTAL	No Preference used	NOT SOLE SOURCE	1,413		76,451,458
	SMALL BUSINESS SET ASIDE - TOTAL	OTHER	NOT SOLE SOURCE	115		9,763,664
	WOMEN OWNED SMALL BUSINESS	No Preference used	NOT SOLE SOURCE	13		1,387,608
	WOMEN OWNED SMALL BUSINESS	OTHER	NOT SOLE SOURCE	1		18,960
	WOMEN OWNED SMALL BUSINESS SOLE SOURCE	No Preference used	WOSB_SS_MFG	1		8,438
	WOMEN OWNED SMALL BUSINESS SOLE SOURCE		WOSB_SS_Non_MFG	3		36,190
	NULL	No Preference used	NOT SOLE SOURCE	3		-4,124
	NULL	OTHER	NOT SOLE SOURCE	319		11,230,985
FULL AND OPEN COMPETITION Total				8,967		385,106,935
FULL AND OPEN COMPETITION	8(A) SOLE SOURCE	No Preference used	SOLE SOURCE	13		3,085,984
	8A COMPETED	No Preference used	NOT SOLE SOURCE	1,063		116,255,658
	BUY INDIAN	No Preference used	NOT SOLE SOURCE	165		6,272,047
	ECONOMICALLY DISADVANTAGED WOMEN OWNED	No Preference used	NOT SOLE SOURCE	16		521,234
	HUBZONE SET-ASIDE	No Preference used	NOT SOLE SOURCE	281		9,430,817
	NO SET ASIDE USED.	No Preference used	NOT SOLE SOURCE	7		-23,997
	SDVOSB SOLE SOURCE	No Preference used	SOLE SOURCE	4		151,012
	SERVICE DISABLED VETERAN OWNED SMALL BUSINESS	No Preference used	NOT SOLE SOURCE	419		26,957,146
	SMALL BUSINESS SET ASIDE - PARTIAL	No Preference used	NOT SOLE SOURCE	126		7,185,998
	SMALL BUSINESS SET ASIDE - TOTAL	No Preference used	NOT SOLE SOURCE	7,172		516,350,392
	SMALL BUSINESS SET ASIDE - TOTAL	OTHER	NOT SOLE SOURCE	2		0
	WOMEN OWNED SMALL BUSINESS	No Preference used	NOT SOLE SOURCE	36		9,580,148
	INDIAN SMALL BUSINESS ECONOMIC ENTERPRISE	No Preference used	NOT SOLE SOURCE	176		32,260,485
	INDIAN ECONOMIC ENTERPRISE	No Preference used	NOT SOLE SOURCE	20		1,996,543
FULL AND OPEN COMPETITION AFTER				9,500		730,023,465
NON-COMPETITIVE DELIVERY ORDER	NULL	OTHER	NOT SOLE SOURCE	1		0
NON-COMPETITIVE DELIVERY ORDER				1		0
NOT AVAILABLE FOR COMPETITION	8(A) SOLE SOURCE	No Preference used	SOLE SOURCE	1,354		149,299,948
	8(A) SOLE SOURCE	OTHER	SOLE SOURCE	32		441,370
	HUBZONE SOLE SOURCE	No Preference used	SOLE SOURCE	9		923,751
	NO SET ASIDE USED.	No Preference used	NOT SOLE SOURCE	168		12,181,545
	SDVOSB SOLE SOURCE	No Preference used	SOLE SOURCE	19		251,871
	SMALL BUSINESS SET ASIDE - TOTAL	OTHER	NOT SOLE SOURCE	4		0
	WOMEN OWNED SMALL BUSINESS SOLE SOURCE	No Preference used	WOSB_SS_Non_MFG	11		1,896,729
	ECONOMICALLY DISADVANTAGED WOMEN OWNED	No Preference used	EDWOSB_SS_NON_MFG	1		1,392,039
	NULL	OTHER	NOT SOLE SOURCE	3		0
NOT AVAILABLE FOR COMPETITION				1,601		166,387,254
NOT COMPETED	8(A) SOLE SOURCE	No Preference used	SOLE SOURCE	3		0
	NO SET ASIDE USED.	No Preference used	NOT SOLE SOURCE	1,723		34,155,290
	SMALL BUSINESS SET ASIDE - TOTAL	No Preference used	NOT SOLE SOURCE	2		8,000
	NULL	OTHER	NOT SOLE SOURCE	1		0

EXTENT_COMPETED_DESCRIPTION	TYPE_OF_SET_ASIDE_DESCRIPTION	EVALUATED_PREFERENCE	SOLE_SOURCE_CATEGORY	SB_Action	SB_\$
NOT COMPETED Total				1,729	34,163,290
NOT COMPETED UNDER SAP	8(A) SOLE SOURCE	No Preference used	SOLE SOURCE	500	23,089,790
	HUBZONE SOLE SOURCE	No Preference used	SOLE SOURCE	1	66,027
	NO SET ASIDE USED.	No Preference used	NOT SOLE SOURCE	1,775	25,215,274
	SDVOSB SOLE SOURCE	No Preference used	SOLE SOURCE	4	84,980
	WOMEN OWNED SMALL BUSINESS SOLE SOURCE	No Preference used	NOT SOLE SOURCE	1	6,597
	WOMEN OWNED SMALL BUSINESS SOLE SOURCE		WOSB_SS_MFG	2	10,150
	WOMEN OWNED SMALL BUSINESS SOLE SOURCE		WOSB_SS_Non_MFG	11	226,359
NOT COMPETED UNDER SAP Total				2,294	48,699,176
NULL	NO SET ASIDE USED.	No Preference used	NOT SOLE SOURCE	1	0
	NULL	OTHER	NOT SOLE SOURCE	530	0
NULL Total				531	0
Grand Total				42,952	1,702,925,179

Department: INTERIOR, DEPARTMENT OF THE
 Socio-Economic Category: SRDVOB_FLAG

FUNDING_DEPARTMENT_NAME	INTERIOR, DEPARTMENT OF THE
SRDVOB_FLAG	YES

EXTENT_COMPETED_DESCRIPTION	TYPE_OF_SET_ASIDE_DESCRIPTION	EVALUATED_PREFERENCE	SOLE_SOURCE_CATEGORY	Values	
				SB_Action	SB_\$
COMPETED UNDER SAP	8A COMPETED	No Preference used	NOT SOLE SOURCE	1	76,800
	BUY INDIAN	No Preference used	NOT SOLE SOURCE	3	(276,660)
	HUBZONE SET-ASIDE	No Preference used	NOT SOLE SOURCE	1	(267)
	NO SET ASIDE USED.	No Preference used	NOT SOLE SOURCE	81	2,696,361
	SERVICE DISABLED VETERAN OWNED SMALL BUSINESS	No Preference used	NOT SOLE SOURCE	47	1,130,410
	SMALL BUSINESS SET ASIDE - PARTIAL	No Preference used	NOT SOLE SOURCE	1	58,562
	SMALL BUSINESS SET ASIDE - TOTAL	No Preference used	NOT SOLE SOURCE	431	9,729,585
	WOMEN OWNED SMALL BUSINESS	No Preference used	NOT SOLE SOURCE	4	88,854
	INDIAN SMALL BUSINESS ECONOMIC ENTERPRISE	No Preference used	NOT SOLE SOURCE	32	840,440
	INDIAN ECONOMIC ENTERPRISE	No Preference used	NOT SOLE SOURCE	7	29,769
COMPETED UNDER SAP Total				608	14,373,854
FULL AND OPEN COMPETITION	NO SET ASIDE USED.	No Preference used	NOT SOLE SOURCE	498	15,639,473
	SDVOSB SOLE SOURCE	No Preference used	SOLE SOURCE	1	-
	SDVOSB SOLE SOURCE	OTHER	SOLE SOURCE	3	202,833
	SERVICE DISABLED VETERAN OWNED SMALL BUSINESS	No Preference used	NOT SOLE SOURCE	20	511,844
	SMALL BUSINESS SET ASIDE - TOTAL	No Preference used	NOT SOLE SOURCE	87	9,737,987
	NULL	OTHER	NOT SOLE SOURCE	1	4,790
FULL AND OPEN COMPETITION Total				610	26,096,928
FULL AND OPEN COMPETITION	8A COMPETED	No Preference used	NOT SOLE SOURCE	42	17,810,423
	BUY INDIAN	No Preference used	NOT SOLE SOURCE	3	56,450
	HUBZONE SET-ASIDE	No Preference used	NOT SOLE SOURCE	15	1,397,838
	SDVOSB SOLE SOURCE	No Preference used	SOLE SOURCE	4	151,012
	SERVICE DISABLED VETERAN OWNED SMALL BUSINESS	No Preference used	NOT SOLE SOURCE	419	26,957,146
	SMALL BUSINESS SET ASIDE - PARTIAL	No Preference used	NOT SOLE SOURCE	1	35,568
	SMALL BUSINESS SET ASIDE - TOTAL	No Preference used	NOT SOLE SOURCE	474	23,103,207
	WOMEN OWNED SMALL BUSINESS	No Preference used	NOT SOLE SOURCE	1	(66,929)
	INDIAN SMALL BUSINESS ECONOMIC ENTERPRISE	No Preference used	NOT SOLE SOURCE	1	43,200
FULL AND OPEN COMPETITION AFTER				960	69,487,915
NON-COMPETITIVE DELIVERY ORDER	NULL	OTHER	NOT SOLE SOURCE	1	-
NON-COMPETITIVE DELIVERY ORDER				1	-
NOT AVAILABLE FOR COMPETITION	8(A) SOLE SOURCE	No Preference used	SOLE SOURCE	150	19,303,316
	8(A) SOLE SOURCE	OTHER	SOLE SOURCE	2	-
	HUBZONE SOLE SOURCE	No Preference used	SOLE SOURCE	2	649,565
	NO SET ASIDE USED.	No Preference used	NOT SOLE SOURCE	12	933,124
	SDVOSB SOLE SOURCE	No Preference used	SOLE SOURCE	19	251,871
	NULL	OTHER	NOT SOLE SOURCE	2	-
NOT AVAILABLE FOR COMPETITION				187	21,137,876
NOT COMPETED	NO SET ASIDE USED.	No Preference used	NOT SOLE SOURCE	31	1,516,849
NOT COMPETED Total				31	1,516,849
NOT COMPETED UNDER SAP	8(A) SOLE SOURCE	No Preference used	SOLE SOURCE	59	2,017,161
	NO SET ASIDE USED.	No Preference used	NOT SOLE SOURCE	38	628,453
	SDVOSB SOLE SOURCE	No Preference used	SOLE SOURCE	4	84,980
NOT COMPETED UNDER SAP Total				101	2,730,593
NULL	NULL	OTHER	NOT SOLE SOURCE	12	-
NULL Total				12	-
Grand Total				2,510	135,344,016

Department: INTERIOR, DEPARTMENT OF THE
 Socio-Economic Category: HubZone_FLAG

FUNDING_DEPARTMENT_NAME	INTERIOR, DEPARTMENT OF THE
HubZone_FLAG	YES

EXTENT_COMPETED_DESCRIPTION	TYPE_OF_SET_ASIDE_DESCRIPTION	EVALUATED_PREFERENCE	SOLE_SOURCE_CATEGORY	Values	
				SB_Action	SB_-\$
COMPETED UNDER SAP	8A COMPETED	No Preference used	NOT SOLE SOURCE	1	82,730
	BUY INDIAN	No Preference used	NOT SOLE SOURCE	13	59,871
	ECONOMICALLY DISADVANTAGED WOMEN OWNED	No Preference used	NOT SOLE SOURCE	3	66,801
	HUBZONE SET-ASIDE	No Preference used	NOT SOLE SOURCE	32	1,722,026
	NO SET ASIDE USED.	No Preference used	NOT SOLE SOURCE	56	2,239,817
	SERVICE DISABLED VETERAN OWNED SMALL BUSINESS	No Preference used	NOT SOLE SOURCE	2	25,360
	SMALL BUSINESS SET ASIDE - TOTAL	No Preference used	NOT SOLE SOURCE	330	8,534,770
	WOMEN OWNED SMALL BUSINESS	No Preference used	NOT SOLE SOURCE	11	551,678
	INDIAN SMALL BUSINESS ECONOMIC ENTERPRISE	No Preference used	NOT SOLE SOURCE	140	1,851,943
	INDIAN ECONOMIC ENTERPRISE	No Preference used	NOT SOLE SOURCE	8	44,567
COMPETED UNDER SAP Total				596	15,179,562
FULL AND OPEN COMPETITION	8(A) SOLE SOURCE	No Preference used	SOLE SOURCE	1	24,995
	HUBZONE SET-ASIDE	No Preference used	NOT SOLE SOURCE	2	39,482
	NO SET ASIDE USED.	No Preference used	NOT SOLE SOURCE	603	33,965,215
	SERVICE DISABLED VETERAN OWNED SMALL BUSINESS	No Preference used	NOT SOLE SOURCE	8	180,628
	SMALL BUSINESS SET ASIDE - TOTAL	No Preference used	NOT SOLE SOURCE	92	4,127,453
	SMALL BUSINESS SET ASIDE - TOTAL	OTHER	NOT SOLE SOURCE	1	0
	WOMEN OWNED SMALL BUSINESS	OTHER	NOT SOLE SOURCE	1	18,960
	NULL	OTHER	NOT SOLE SOURCE	6	-2,697
FULL AND OPEN COMPETITION Total				714	38,354,036
FULL AND OPEN COMPETITION	8A COMPETED	No Preference used	NOT SOLE SOURCE	16	1,540,851
	BUY INDIAN	No Preference used	NOT SOLE SOURCE	25	999,846
	HUBZONE SET-ASIDE	No Preference used	NOT SOLE SOURCE	276	9,245,943
	SERVICE DISABLED VETERAN OWNED SMALL BUSINESS	No Preference used	NOT SOLE SOURCE	15	2,334,624
	SMALL BUSINESS SET ASIDE - PARTIAL	No Preference used	NOT SOLE SOURCE	1	74,988
	SMALL BUSINESS SET ASIDE - TOTAL	No Preference used	NOT SOLE SOURCE	496	29,866,349
	WOMEN OWNED SMALL BUSINESS	No Preference used	NOT SOLE SOURCE	7	2,028,480
	INDIAN SMALL BUSINESS ECONOMIC ENTERPRISE	No Preference used	NOT SOLE SOURCE	6	347,515
FULL AND OPEN COMPETITION AFTER				842	46,438,595
NON-COMPETITIVE DELIVERY	NULL	OTHER	NOT SOLE SOURCE	1	0
NON-COMPETITIVE DELIVERY ORDER				1	0
NOT AVAILABLE FOR COMPETITION	8(A) SOLE SOURCE	No Preference used	SOLE SOURCE	278	42,444,542
	8(A) SOLE SOURCE	OTHER	SOLE SOURCE	8	442,302
	HUBZONE SOLE SOURCE	No Preference used	SOLE SOURCE	9	923,751
	NO SET ASIDE USED.	No Preference used	NOT SOLE SOURCE	17	4,622,583
	SMALL BUSINESS SET ASIDE - TOTAL	OTHER	NOT SOLE SOURCE	2	0
NOT AVAILABLE FOR COMPETITION Total				314	48,433,178
NOT COMPETED	8(A) SOLE SOURCE	No Preference used	SOLE SOURCE	1	0
	NO SET ASIDE USED.	No Preference used	NOT SOLE SOURCE	46	558,557
NOT COMPETED Total				47	558,557
NOT COMPETED UNDER SAP	8(A) SOLE SOURCE	No Preference used	SOLE SOURCE	90	2,484,792
	HUBZONE SOLE SOURCE	No Preference used	SOLE SOURCE	1	66,027
	NO SET ASIDE USED.	No Preference used	NOT SOLE SOURCE	37	679,116
NOT COMPETED UNDER SAP Total				128	3,229,935
NULL	NULL	OTHER	NOT SOLE SOURCE	17	0

EXTENT_COMPETED_DESCRIPTION	TYPE_OF_SET_ASIDE_DESCRIPTION	EVALUATED_PREFERENCE	SOLE_SOURCE_CATEGORY	SB_Action	SB_-\$
NULL Total				17	0
Grand Total				2,659	152,193,863

Department: INTERIOR, DEPARTMENT OF THE
Socio-Economic Category: SDB

FUNDING_DEPARTMENT_NAME	INTERIOR, DEPARTMENT OF THE
SDB	YES

EXTENT_COMPETED_DESCRIPTION	TYPE_OF_SET_ASIDE_DESCRIPTION	EVALUATED_PREFERENCE	SOLE_SOURCE_CATEGORY	Values	
				SB_Action	SB_\$
COMPETED UNDER SAP	8A COMPETED	No Preference used	NOT SOLE SOURCE	59	3,681,145
	BUY INDIAN	No Preference used	NOT SOLE SOURCE	43	1,964,329
	ECONOMICALLY DISADVANTAGED WOMEN OWNED SMALL BUSINESS	No Preference used	NOT SOLE SOURCE	9	301,089
	HUBZONE SET-ASIDE	No Preference used	NOT SOLE SOURCE	22	906,356
	NO SET ASIDE USED.	No Preference used	NOT SOLE SOURCE	722	10,161,832
	SERVICE DISABLED VETERAN OWNED SMALL BUSINESS SET-ASIDE	No Preference used	NOT SOLE SOURCE	22	564,427
	SMALL BUSINESS SET ASIDE - PARTIAL	No Preference used	NOT SOLE SOURCE	11	258,990
	SMALL BUSINESS SET ASIDE - TOTAL	No Preference used	NOT SOLE SOURCE	3,365	63,910,949
	WOMEN OWNED SMALL BUSINESS	No Preference used	NOT SOLE SOURCE	54	1,667,690
	INDIAN SMALL BUSINESS ECONOMIC ENTERPRISE	No Preference used	NOT SOLE SOURCE	938	28,355,406
	INDIAN ECONOMIC ENTERPRISE	No Preference used	NOT SOLE SOURCE	50	3,469,871
COMPETED UNDER SAP Total				5,295	115,242,084
FULL AND OPEN COMPETITION	8(A) SOLE SOURCE	No Preference used	SOLE SOURCE	14	823,167
	8(A) SOLE SOURCE	OTHER	SOLE SOURCE	1	7,086
	8A COMPETED	No Preference used	NOT SOLE SOURCE	10	640,746
	HUBZONE SET-ASIDE	No Preference used	NOT SOLE SOURCE	2	39,482
	NO SET ASIDE USED.	No Preference used	NOT SOLE SOURCE	1,408	69,908,527
	SDVOSB SOLE SOURCE	OTHER	SOLE SOURCE	1	202,833
	SMALL BUSINESS SET ASIDE - TOTAL	No Preference used	NOT SOLE SOURCE	321	30,602,252
	SMALL BUSINESS SET ASIDE - TOTAL	OTHER	NOT SOLE SOURCE	18	3,502,790
	WOMEN OWNED SMALL BUSINESS	No Preference used	NOT SOLE SOURCE	1	33,320
	WOMEN OWNED SMALL BUSINESS	OTHER	NOT SOLE SOURCE	1	18,960
	WOMEN OWNED SMALL BUSINESS SOLE SOURCE	No Preference used	WOSB_SS_MFG	1	8,438
	WOMEN OWNED SMALL BUSINESS SOLE SOURCE		WOSB_SS_Non_MFG	1	17,038
	NULL	No Preference used	NOT SOLE SOURCE	2	-8,730
	NULL	OTHER	NOT SOLE SOURCE	40	1,160,861
FULL AND OPEN COMPETITION Total				1,821	106,956,770
FULL AND OPEN COMPETITION AFTER EXCLUSION OF SOURCES	8(A) SOLE SOURCE	No Preference used	SOLE SOURCE	13	3,085,984
	8A COMPETED	No Preference used	NOT SOLE SOURCE	1,063	116,255,658
	BUY INDIAN	No Preference used	NOT SOLE SOURCE	119	5,426,778
	ECONOMICALLY DISADVANTAGED WOMEN OWNED SMALL BUSINESS	No Preference used	NOT SOLE SOURCE	16	521,234
	HUBZONE SET-ASIDE	No Preference used	NOT SOLE SOURCE	228	6,439,107
	NO SET ASIDE USED.	No Preference used	NOT SOLE SOURCE	2	-23,997
	SDVOSB SOLE SOURCE	No Preference used	SOLE SOURCE	4	151,012
	SERVICE DISABLED VETERAN OWNED SMALL BUSINESS SET-ASIDE	No Preference used	NOT SOLE SOURCE	77	8,804,586
	SMALL BUSINESS SET ASIDE - PARTIAL	No Preference used	NOT SOLE SOURCE	3	321,198
	SMALL BUSINESS SET ASIDE - TOTAL	No Preference used	NOT SOLE SOURCE	2,007	141,090,768
	WOMEN OWNED SMALL BUSINESS	No Preference used	NOT SOLE SOURCE	29	8,835,409
	INDIAN SMALL BUSINESS ECONOMIC ENTERPRISE	No Preference used	NOT SOLE SOURCE	133	29,888,535
	INDIAN ECONOMIC ENTERPRISE	No Preference used	NOT SOLE SOURCE	20	1,996,543
FULL AND OPEN COMPETITION AFTER EXCLUSION OF SOURCES Total				3,714	322,792,813
NOT AVAILABLE FOR COMPETITION	8(A) SOLE SOURCE	No Preference used	SOLE SOURCE	1,354	149,299,948
	8(A) SOLE SOURCE	OTHER	SOLE SOURCE	30	441,707
	HUBZONE SOLE SOURCE	No Preference used	SOLE SOURCE	5	904,553
	NO SET ASIDE USED.	No Preference used	NOT SOLE SOURCE	106	11,390,040
	SDVOSB SOLE SOURCE	No Preference used	SOLE SOURCE	16	203,898
	SMALL BUSINESS SET ASIDE - TOTAL	OTHER	NOT SOLE SOURCE	4	0
	WOMEN OWNED SMALL BUSINESS SOLE SOURCE	No Preference used	WOSB_SS_Non_MFG	2	124,293
	ECONOMICALLY DISADVANTAGED WOMEN OWNED SMALL BUSINESS SOLE SOURCE	No Preference used	EDWOSB_SS_NON_MFG	1	1,392,039
NOT AVAILABLE FOR COMPETITION Total				1,518	163,756,479
NOT COMPETED	8(A) SOLE SOURCE	No Preference used	SOLE SOURCE	3	0
	NO SET ASIDE USED.	No Preference used	NOT SOLE SOURCE	382	9,595,870
NOT COMPETED Total				385	9,595,870

EXTENT_COMPETED_DESCRIPTION	TYPE_OF_SET_ASIDE_DESCRIPTION	EVALUATED_PREFERENCE	SOLE_SOURCE_CATEGORY	SB_Action	SB_ \$
NOT COMPETED UNDER SAP	8(A) SOLE SOURCE	No Preference used	SOLE SOURCE	500	23,089,790
	HUBZONE SOLE SOURCE	No Preference used	SOLE SOURCE	1	66,027
	NO SET ASIDE USED.	No Preference used	NOT SOLE SOURCE	432	7,730,524
	SDVOSB SOLE SOURCE	No Preference used	SOLE SOURCE	1	37,775
	WOMEN OWNED SMALL BUSINESS SOLE SOURCE	No Preference used	NOT SOLE SOURCE	1	6,597
	WOMEN OWNED SMALL BUSINESS SOLE SOURCE		WOSB_SS_Non_MFG	3	162,061
NOT COMPETED UNDER SAP Total				938	31,092,773
NULL	NULL	OTHER	NOT SOLE SOURCE	126	0
NULL Total				126	0
Grand Total				13,797	749,436,790

Department: INTERIOR, DEPARTMENT OF THE
Socio-Economic Category: INDIAN_TRIBE

FUNDING_DEPARTMENT_NAME	INTERIOR, DEPARTMENT OF THE
INDIAN_TRIBE	YES

EXTENT_COMPETED_DESCRIPTION	TYPE_OF_SET_ASIDE_DESCRIPTION	EVALUATED_PREFERENCE	SOLE_SOURCE_CATEGORY	Values	
				SB_Action	SB_\$
COMPETED UNDER SAP	8A COMPETED	No Preference used	NOT SOLE SOURCE	3	175,234
	BUY INDIAN	No Preference used	NOT SOLE SOURCE	8	32,555
	HUBZONE SET-ASIDE	No Preference used	NOT SOLE SOURCE	1	9,140
	NO SET ASIDE USED.	No Preference used	NOT SOLE SOURCE	12	473,533
	SMALL BUSINESS SET ASIDE - TOTAL	No Preference used	NOT SOLE SOURCE	42	702,496
	INDIAN SMALL BUSINESS ECONOMIC ENTERPRISE	No Preference used	NOT SOLE SOURCE	109	2,149,582
	INDIAN ECONOMIC ENTERPRISE	No Preference used	NOT SOLE SOURCE	11	333,391
COMPETED UNDER SAP Total				186	3,875,930
FULL AND OPEN COMPETITION	NO SET ASIDE USED.	No Preference used	NOT SOLE SOURCE	54	11,875,657
	SMALL BUSINESS SET ASIDE - TOTAL	No Preference used	NOT SOLE SOURCE	5	186,489
FULL AND OPEN COMPETITION Total				59	12,062,146
FULL AND OPEN COMPETITION AFTER EXCLUSION OF SOURCES	8A COMPETED	No Preference used	NOT SOLE SOURCE	8	3,175,017
	BUY INDIAN	No Preference used	NOT SOLE SOURCE	14	325,613
	HUBZONE SET-ASIDE	No Preference used	NOT SOLE SOURCE	2	-2,373
	SMALL BUSINESS SET ASIDE - TOTAL	No Preference used	NOT SOLE SOURCE	34	2,758,436
	INDIAN SMALL BUSINESS ECONOMIC ENTERPRISE	No Preference used	NOT SOLE SOURCE	38	221,726
	INDIAN ECONOMIC ENTERPRISE	No Preference used	NOT SOLE SOURCE	4	6,270
FULL AND OPEN COMPETITION AFTER EXCLUSION OF SOURCES Total				100	6,484,688
NOT AVAILABLE FOR COMPETITION	8(A) SOLE SOURCE	No Preference used	SOLE SOURCE	48	10,467,438
	HUBZONE SOLE SOURCE	No Preference used	SOLE SOURCE	2	649,565
	NO SET ASIDE USED.	No Preference used	NOT SOLE SOURCE	10	907,161
NOT AVAILABLE FOR COMPETITION Total				60	12,024,164
NOT COMPETED	NO SET ASIDE USED.	No Preference used	NOT SOLE SOURCE	25	164,405
NOT COMPETED Total				25	164,405
NOT COMPETED UNDER SAP	8(A) SOLE SOURCE	No Preference used	SOLE SOURCE	21	451,904
	NO SET ASIDE USED.	No Preference used	NOT SOLE SOURCE	16	352,076
NOT COMPETED UNDER SAP Total				37	803,980
NULL	NULL	OTHER	NOT SOLE SOURCE	10	0
NULL Total				10	0
Grand Total				477	35,415,314

Department: INTERIOR, DEPARTMENT OF THE
 Socio-Economic Category: NATIVE_HAWAIIAN_ORGANIZATION

FUNDING_DEPARTMENT_NAME	INTERIOR, DEPARTMENT OF THE
NATIVE_HAWAIIAN_ORGANIZATION	YES

EXTENT_COMPETED_DESCRIPTION	TYPE_OF_SET_ASIDE_DESCRIPTION	EVALUATED_PREFERENCE	SOLE_SOURCE_CATEGORY	Values	
				SB_Action	SB_ \$
COMPETED UNDER SAP	NO SET ASIDE USED.	No Preference used	NOT SOLE SOURCE	1	21,000
	SMALL BUSINESS SET ASIDE - TOTAL	No Preference used	NOT SOLE SOURCE	9	94,046
COMPETED UNDER SAP Total				10	115,046
FULL AND OPEN COMPETITION	NO SET ASIDE USED.	No Preference used	NOT SOLE SOURCE	10	3,350,672
FULL AND OPEN COMPETITION Total				10	3,350,672
FULL AND OPEN COMPETITION AFTER EXCLUSION OF SOURCES	8A COMPETED	No Preference used	NOT SOLE SOURCE	4	449,040
FULL AND OPEN COMPETITION AFTER				4	449,040
NOT AVAILABLE FOR COMPETITION	8(A) SOLE SOURCE	No Preference used	SOLE SOURCE	11	946,322
NOT AVAILABLE FOR COMPETITION Total				11	946,322
NOT COMPETED	NO SET ASIDE USED.	No Preference used	NOT SOLE SOURCE	1	388,270
NOT COMPETED Total				1	388,270
NOT COMPETED UNDER SAP	NO SET ASIDE USED.	No Preference used	NOT SOLE SOURCE	2	0
NOT COMPETED UNDER SAP Total				2	0
Grand Total				38	5,249,350

Department: INTERIOR, DEPARTMENT OF THE
 Socio-Economic Category: ALASKAN_NATIVE_CORPORATION

FUNDING_DEPARTMENT_NAME	INTERIOR, DEPARTMENT OF THE
ALASKAN_NATIVE_CORPORATION	YES

EXTENT_COMPETED_DESCRIPTION	TYPE_OF_SET_ASIDE_DESCRIPTION	EVALUATED_PREFERENCE	SOLE_SOURCE_CATEGORY	Values	
				SB_Action	SB_\$
COMPETED UNDER SAP	8A COMPETED	No Preference used	NOT SOLE SOURCE	2	217,525
	BUY INDIAN	No Preference used	NOT SOLE SOURCE	11	1,237,838
	HUBZONE SET-ASIDE	No Preference used	NOT SOLE SOURCE	2	5,930
	NO SET ASIDE USED.	No Preference used	NOT SOLE SOURCE	17	81,768
	SMALL BUSINESS SET ASIDE - TOTAL	No Preference used	NOT SOLE SOURCE	25	624,676
	INDIAN SMALL BUSINESS ECONOMIC ENTERPRISE	No Preference used	NOT SOLE SOURCE	31	5,350,666
	INDIAN ECONOMIC ENTERPRISE	No Preference used	NOT SOLE SOURCE	2	1,104,991
COMPETED UNDER SAP Total				90	8,623,394
FULL AND OPEN COMPETITION	8(A) SOLE SOURCE	No Preference used	SOLE SOURCE	1	76,573
	NO SET ASIDE USED.	No Preference used	NOT SOLE SOURCE	46	6,311,202
	SMALL BUSINESS SET ASIDE - TOTAL	No Preference used	NOT SOLE SOURCE	83	2,880,758
FULL AND OPEN COMPETITION Total				130	9,268,533
FULL AND OPEN COMPETITION AFTER EXCLUSION OF SOURCES	8(A) SOLE SOURCE	No Preference used	SOLE SOURCE	1	51,394
	8A COMPETED	No Preference used	NOT SOLE SOURCE	187	18,047,902
	BUY INDIAN	No Preference used	NOT SOLE SOURCE	20	3,535,886
	SMALL BUSINESS SET ASIDE - TOTAL	No Preference used	NOT SOLE SOURCE	165	22,974,949
	INDIAN SMALL BUSINESS ECONOMIC ENTERPRISE	No Preference used	NOT SOLE SOURCE	18	18,103,206
	INDIAN ECONOMIC ENTERPRISE	No Preference used	NOT SOLE SOURCE	6	675,007
FULL AND OPEN COMPETITION AFTER				397	63,388,343
NOT AVAILABLE FOR COMPETITION	8(A) SOLE SOURCE	No Preference used	SOLE SOURCE	110	21,964,290
	NO SET ASIDE USED.	No Preference used	NOT SOLE SOURCE	7	819,536
NOT AVAILABLE FOR COMPETITION Total				117	22,783,826
NOT COMPETED	NO SET ASIDE USED.	No Preference used	NOT SOLE SOURCE	5	-16,150
NOT COMPETED Total				5	-16,150
NOT COMPETED UNDER SAP	8(A) SOLE SOURCE	No Preference used	SOLE SOURCE	21	2,193,728
	NO SET ASIDE USED.	No Preference used	NOT SOLE SOURCE	17	466,986
NOT COMPETED UNDER SAP Total				38	2,660,714
Grand Total				777	106,708,660

Department: INTERIOR, DEPARTMENT OF THE
Socio-Economic Category: WOSB_EDWOSB

FUNDING_DEPARTMENT_NAME	INTERIOR, DEPARTMENT OF THE
WOSB_EDWOSB	YES

			Values	
EXTENT_COMPETED_DESCRIPTION	TYPE_OF_SET_ASIDE_DESCRIPTION	EVALUATED_PREFERENCE	SB_Action	SB_\$
COMPETED UNDER SAP	8A COMPETED	No Preference used	30	1,335,216
	BUY INDIAN	No Preference used	8	49,879
	ECONOMICALLY DISADVANTAGED WOMEN OWNED SMALL BUSINESS	No Preference used	10	309,414
	HUBZONE SET-ASIDE	No Preference used	10	695,389
	NO SET ASIDE USED.	No Preference used	550	6,396,636
	SERVICE DISABLED VETERAN OWNED SMALL BUSINESS SET-ASIDE	No Preference used	4	60,666
	SMALL BUSINESS SET ASIDE - PARTIAL	No Preference used	5	50,636
	SMALL BUSINESS SET ASIDE - TOTAL	No Preference used	2,800	51,518,412
	WOMEN OWNED SMALL BUSINESS	No Preference used	94	3,091,939
	INDIAN SMALL BUSINESS ECONOMIC ENTERPRISE	No Preference used	247	4,678,546
	INDIAN ECONOMIC ENTERPRISE	No Preference used	14	1,094,578
COMPETED UNDER SAP Total			3,772	69,281,313
COMPETITIVE DELIVERY ORDER	NO SET ASIDE USED.	No Preference used	1	-8,291
	NULL	OTHER	1	349,878
COMPETITIVE DELIVERY ORDER Total			2	341,587
FULL AND OPEN COMPETITION	8(A) SOLE SOURCE	No Preference used	1	24,995
	8A COMPETED	No Preference used	8	609,479
	NO SET ASIDE USED.	No Preference used	2,248	69,990,224
	SDVOSB SOLE SOURCE	OTHER	1	202,833
	SMALL BUSINESS SET ASIDE - PARTIAL	No Preference used	1	1,203
	SMALL BUSINESS SET ASIDE - TOTAL	No Preference used	547	36,777,297
	SMALL BUSINESS SET ASIDE - TOTAL	OTHER	45	5,410,671
	WOMEN OWNED SMALL BUSINESS	No Preference used	13	1,387,608
	WOMEN OWNED SMALL BUSINESS	OTHER	1	18,960
	WOMEN OWNED SMALL BUSINESS SOLE SOURCE	No Preference used	4	44,628
	NULL	No Preference used	3	-4,124
	NULL	OTHER	56	1,295,531
FULL AND OPEN COMPETITION Total			2,928	115,759,307
FULL AND OPEN COMPETITION AFTER EXCLUSION OF SOURCES	8(A) SOLE SOURCE	No Preference used	8	1,727,186
	8A COMPETED	No Preference used	185	39,223,746
	BUY INDIAN	No Preference used	28	170,482
	ECONOMICALLY DISADVANTAGED WOMEN OWNED SMALL BUSINESS	No Preference used	16	521,234
	HUBZONE SET-ASIDE	No Preference used	146	3,667,425
	NO SET ASIDE USED.	No Preference used	2	0
	SERVICE DISABLED VETERAN OWNED SMALL BUSINESS SET-ASIDE	No Preference used	4	388,769
	SMALL BUSINESS SET ASIDE - PARTIAL	No Preference used	11	3,252,197
	SMALL BUSINESS SET ASIDE - TOTAL	No Preference used	1,693	89,309,458
	SMALL BUSINESS SET ASIDE - TOTAL	OTHER	2	0
	WOMEN OWNED SMALL BUSINESS	No Preference used	36	9,580,148
	INDIAN SMALL BUSINESS ECONOMIC ENTERPRISE	No Preference used	43	3,642,732
	INDIAN ECONOMIC ENTERPRISE	No Preference used	8	690,764
FULL AND OPEN COMPETITION AFTER EXCLUSION OF SOURCES Total			2,182	152,174,140
NOT AVAILABLE FOR COMPETITION	8(A) SOLE SOURCE	No Preference used	401	51,988,438
	8(A) SOLE SOURCE	OTHER	8	-596
	NO SET ASIDE USED.	No Preference used	50	6,814,876

EXTENT_COMPETED_DESCRIPTION	TYPE_OF_SET_ASIDE_DESCRIPTION	EVALUATED_PREFERENCE	SB_Action	SB_ \$
NOT AVAILABLE FOR COMPETITION	WOMEN OWNED SMALL BUSINESS SOLE SOURCE	No Preference used	11	1,896,729
	ECONOMICALLY DISADVANTAGED WOMEN OWNED SMALL BUSINESS SOLE SOURCE	No Preference used	1	1,392,039
NOT AVAILABLE FOR COMPETITION Total			471	62,091,487
NOT COMPETED	NO SET ASIDE USED.	No Preference used	242	3,558,062
NOT COMPETED Total			242	3,558,062
NOT COMPETED UNDER SAP	8(A) SOLE SOURCE	No Preference used	210	7,207,199
	HUBZONE SOLE SOURCE	No Preference used	1	66,027
	NO SET ASIDE USED.	No Preference used	344	5,011,811
	WOMEN OWNED SMALL BUSINESS SOLE SOURCE	No Preference used	14	243,106
NOT COMPETED UNDER SAP Total			569	12,528,143
NULL	NULL	OTHER	106	0
NULL Total			106	0
Grand Total			10,272	415,734,039

Department: JUSTICE, DEPARTMENT OF
 Socio-Economic Category: Small Business

FUNDING DEPARTMENT NAME	JUSTICE, DEPARTMENT OF
-------------------------	------------------------

EXTENT_COMPETED_DESCRIPTION	TYPE_OF_SET_ASIDE_DESCRIPTION	EVALUATED_PREFERENCE	SOLE_SOURCE_CATEGORY	Values	
				SB_Action	SB_\$
COMPETED UNDER SAP	8A COMPETED	No Preference used	NOT SOLE SOURCE	37	6,486,420
	ECONOMICALLY DISADVANTAGED WOMEN OWNED	No Preference used	NOT SOLE SOURCE	5	85,591
	HUBZONE SET-ASIDE	No Preference used	NOT SOLE SOURCE	18	534,352
	NO SET ASIDE USED.	No Preference used	NOT SOLE SOURCE	7,742	77,059,603
	SERVICE DISABLED VETERAN OWNED SMALL BUSINESS	No Preference used	NOT SOLE SOURCE	224	3,846,712
	SMALL BUSINESS SET ASIDE - PARTIAL	No Preference used	NOT SOLE SOURCE	521	5,225,013
	SMALL BUSINESS SET ASIDE - TOTAL	No Preference used	NOT SOLE SOURCE	19,048	260,148,505
	WOMEN OWNED SMALL BUSINESS	No Preference used	NOT SOLE SOURCE	135	1,743,139
	INDIAN SMALL BUSINESS ECONOMIC ENTERPRISE	No Preference used	NOT SOLE SOURCE	7	56,152
COMPETED UNDER SAP Total				27,737	355,185,486
COMPETITIVE DELIVERY ORDER	8A COMPETED	OTHER	NOT SOLE SOURCE	1	-58
	NO SET ASIDE USED.	No Preference used	NOT SOLE SOURCE	10	67,807
	NO SET ASIDE USED.	OTHER	NOT SOLE SOURCE	4	-1,199,081
COMPETITIVE DELIVERY ORDER Total				15	-1,131,332
FULL AND OPEN COMPETITION	8(A) SOLE SOURCE	No Preference used	SOLE SOURCE	16	468,199
	8(A) SOLE SOURCE	OTHER	SOLE SOURCE	8	441,318
	8(A) WITH HUB ZONE PREFERENCE	OTHER	NOT SOLE SOURCE	1	0
	8A COMPETED	No Preference used	NOT SOLE SOURCE	26	4,030,032
	ECONOMICALLY DISADVANTAGED WOMEN OWNED	No Preference used	NOT SOLE SOURCE	1	3,107
	HUBZONE SET-ASIDE	No Preference used	NOT SOLE SOURCE	3	42,676
	HUBZONE SET-ASIDE	OTHER	NOT SOLE SOURCE	1	184,578
	HUBZONE SOLE SOURCE	No Preference used	SOLE SOURCE	3	48,151
	NO SET ASIDE USED.	No Preference used	NOT SOLE SOURCE	10,704	826,363,288
	SDVOSB SOLE SOURCE	No Preference used	SOLE SOURCE	1	24,937
	SERVICE DISABLED VETERAN OWNED SMALL BUSINESS	No Preference used	NOT SOLE SOURCE	98	2,870,241
	SMALL BUSINESS SET ASIDE - PARTIAL	No Preference used	NOT SOLE SOURCE	14	7,737,868
	SMALL BUSINESS SET ASIDE - TOTAL	No Preference used	NOT SOLE SOURCE	1,763	86,163,332
	SMALL BUSINESS SET ASIDE - TOTAL	OTHER	NOT SOLE SOURCE	76	4,176,829
	WOMEN OWNED SMALL BUSINESS	No Preference used	NOT SOLE SOURCE	32	1,867,127
	WOMEN OWNED SMALL BUSINESS SOLE SOURCE	No Preference used	WOSB_SS_MFG	2	0
	WOMEN OWNED SMALL BUSINESS SOLE SOURCE		WOSB_SS_Non_MFG	6	274,752
	ECONOMICALLY DISADVANTAGED WOMEN OWNED	No Preference used	NOT SOLE SOURCE	1	9,564
	NULL	No Preference used	NOT SOLE SOURCE	34	3,619,043
	NULL	OTHER	NOT SOLE SOURCE	527	30,262,813
FULL AND OPEN COMPETITION Total				13,317	968,587,854
FULL AND OPEN COMPETITION	8(A) SOLE SOURCE	No Preference used	SOLE SOURCE	18	2,913,512
	8(A) WITH HUB ZONE PREFERENCE	SDB Preferential Consideration Partial SB	NOT SOLE SOURCE	1	0
	8A COMPETED	No Preference used	NOT SOLE SOURCE	861	109,977,635
	ECONOMICALLY DISADVANTAGED WOMEN OWNED	No Preference used	NOT SOLE SOURCE	9	3,954,140
	HUBZONE SET-ASIDE	No Preference used	NOT SOLE SOURCE	188	13,990,279
	NO SET ASIDE USED.	No Preference used	NOT SOLE SOURCE	13	188,687
	SERVICE DISABLED VETERAN OWNED SMALL BUSINESS	No Preference used	NOT SOLE SOURCE	321	81,668,380
	SMALL BUSINESS SET ASIDE - PARTIAL	No Preference used	NOT SOLE SOURCE	32	5,090,545
	SMALL BUSINESS SET ASIDE - TOTAL	No Preference used	NOT SOLE SOURCE	5,851	319,571,104
	WOMEN OWNED SMALL BUSINESS	No Preference used	NOT SOLE SOURCE	53	1,477,862
	WOMEN OWNED SMALL BUSINESS SOLE SOURCE	No Preference used	NOT SOLE SOURCE	14	28,724
	WOMEN OWNED SMALL BUSINESS SOLE SOURCE		WOSB_SS_MFG	1	10,692
	NULL	No Preference used	NOT SOLE SOURCE	4	20,000
FULL AND OPEN COMPETITION AFTER				7,366	538,891,560
NOT AVAILABLE FOR COMPETITION	8(A) SOLE SOURCE	No Preference used	SOLE SOURCE	847	163,666,167
	8(A) SOLE SOURCE	OTHER	SOLE SOURCE	105	14,929,482
	HUBZONE SOLE SOURCE	No Preference used	SOLE SOURCE	68	314,751
	NO SET ASIDE USED.	No Preference used	NOT SOLE SOURCE	216	23,396,312
	SDVOSB SOLE SOURCE	No Preference used	SOLE SOURCE	10	315,614
	WOMEN OWNED SMALL BUSINESS SOLE SOURCE	No Preference used	WOSB_SS_MFG	2	186,442
	WOMEN OWNED SMALL BUSINESS SOLE SOURCE		WOSB_SS_Non_MFG	3	6,502,412
	NULL	OTHER	NOT SOLE SOURCE	1	5,394
NOT AVAILABLE FOR COMPETITION				1,252	209,316,574
NOT COMPETED	NO SET ASIDE USED.	No Preference used	NOT SOLE SOURCE	2,994	107,475,143
NOT COMPETED Total				2,994	107,475,143
NOT COMPETED UNDER SAP	8(A) SOLE SOURCE	No Preference used	SOLE SOURCE	451	41,224,742
	HUBZONE SOLE SOURCE	No Preference used	SOLE SOURCE	20	683,572
	NO SET ASIDE USED.	No Preference used	NOT SOLE SOURCE	2,944	61,084,520
	SDVOSB SOLE SOURCE	No Preference used	SOLE SOURCE	2	1,092
	WOMEN OWNED SMALL BUSINESS SOLE SOURCE	No Preference used	NOT SOLE SOURCE	3	0

EXTENT_COMPETED_DESCRIPTION	TYPE_OF_SET_ASIDE_DESCRIPTION	EVALUATED_PREFERENCE	SOLE_SOURCE_CATEGORY	SB_Action	SB_\$
NOT COMPETED UNDER SAP	WOMEN OWNED SMALL BUSINESS SOLE SOURCE	No Preference used	WOSB_SS_Non_MFG	6	193,344
NOT COMPETED UNDER SAP Total				3,426	103,187,270
NULL	NULL	OTHER	NOT SOLE SOURCE	403	1,082,812
NULL Total				403	1,082,812
Grand Total				56,510	2,282,595,367

Department: JUSTICE, DEPARTMENT OF
 Socio-Economic Category: SRDVOB_FLAG

FUNDING_DEPARTMENT_NAME	JUSTICE, DEPARTMENT OF
SRDVOB_FLAG	YES

EXTENT_COMPETED_DESCRIPTION	TYPE_OF_SET_ASIDE_DESCRIPTION	EVALUATED_PREFERENCE	SOLE_SOURCE_CATEGORY	Values	
				SB_Action	SB_\$
COMPETED UNDER SAP	8A COMPETED	No Preference used	NOT SOLE SOURCE	5	1,075,389
	HUBZONE SET-ASIDE	No Preference used	NOT SOLE SOURCE	3	235,621
	NO SET ASIDE USED.	No Preference used	NOT SOLE SOURCE	248	3,336,732
	SERVICE DISABLED VETERAN OWNED SMALL BUSINESS	No Preference used	NOT SOLE SOURCE	224	3,846,712
	SMALL BUSINESS SET ASIDE - PARTIAL	No Preference used	NOT SOLE SOURCE	29	59,180
	SMALL BUSINESS SET ASIDE - TOTAL	No Preference used	NOT SOLE SOURCE	528	9,420,456
	WOMEN OWNED SMALL BUSINESS	No Preference used	NOT SOLE SOURCE	1	(121,702)
COMPETED UNDER SAP Total				1,038	17,852,388
FULL AND OPEN COMPETITION	8(A) SOLE SOURCE	No Preference used	SOLE SOURCE	4	160,752
	HUBZONE SOLE SOURCE	No Preference used	SOLE SOURCE	2	18,587
	NO SET ASIDE USED.	No Preference used	NOT SOLE SOURCE	1,055	164,992,863
	SDVOSB SOLE SOURCE	No Preference used	SOLE SOURCE	1	24,937
	SERVICE DISABLED VETERAN OWNED SMALL BUSINESS	No Preference used	NOT SOLE SOURCE	98	2,870,241
	SMALL BUSINESS SET ASIDE - PARTIAL	No Preference used	NOT SOLE SOURCE	5	7,390,525
	SMALL BUSINESS SET ASIDE - TOTAL	No Preference used	NOT SOLE SOURCE	123	24,861,327
	NULL	OTHER	NOT SOLE SOURCE	5	6,199,992
FULL AND OPEN COMPETITION Total				1,293	206,519,223
FULL AND OPEN COMPETITION	8(A) SOLE SOURCE	No Preference used	SOLE SOURCE	4	976,052
	8A COMPETED	No Preference used	NOT SOLE SOURCE	38	18,995,230
	HUBZONE SET-ASIDE	No Preference used	NOT SOLE SOURCE	44	1,128,138
	NO SET ASIDE USED.	No Preference used	NOT SOLE SOURCE	1	-
	SERVICE DISABLED VETERAN OWNED SMALL BUSINESS	No Preference used	NOT SOLE SOURCE	321	81,668,380
	SMALL BUSINESS SET ASIDE - PARTIAL	No Preference used	NOT SOLE SOURCE	1	63,480
	SMALL BUSINESS SET ASIDE - TOTAL	No Preference used	NOT SOLE SOURCE	249	31,664,153
FULL AND OPEN COMPETITION AFTER				658	134,495,434
NOT AVAILABLE FOR COMPETITION	8(A) SOLE SOURCE	No Preference used	SOLE SOURCE	75	17,285,710
	NO SET ASIDE USED.	No Preference used	NOT SOLE SOURCE	1	488,458
	SDVOSB SOLE SOURCE	No Preference used	SOLE SOURCE	10	315,614
NOT AVAILABLE FOR COMPETITION				86	18,089,782
NOT COMPETED	NO SET ASIDE USED.	No Preference used	NOT SOLE SOURCE	82	7,690,555
NOT COMPETED Total				82	7,690,555
NOT COMPETED UNDER SAP	8(A) SOLE SOURCE	No Preference used	SOLE SOURCE	42	5,261,023
	NO SET ASIDE USED.	No Preference used	NOT SOLE SOURCE	49	566,674
	SDVOSB SOLE SOURCE	No Preference used	SOLE SOURCE	2	1,092
	WOMEN OWNED SMALL BUSINESS SOLE SOURCE	No Preference used	WOSB_SS_Non_MFG	1	99,809
NOT COMPETED UNDER SAP Total				94	5,928,597
NULL	NULL	OTHER	NOT SOLE SOURCE	26	87,523
NULL Total				26	87,523
Grand Total				3,277	390,663,500

Department: JUSTICE, DEPARTMENT OF
 Socio-Economic Category: HubZone_FLAG

FUNDING_DEPARTMENT_NAME	JUSTICE, DEPARTMENT OF
HubZone_FLAG	YES

EXTENT_COMPETED_DESCRIPTION	TYPE_OF_SET_ASIDE_DESCRIPTION	EVALUATED_PREFERENCE	SOLE_SOURCE_CATEGORY	Values	
				SB_Action	SB_\$
COMPETED UNDER SAP	8A COMPETED	No Preference used	NOT SOLE SOURCE	10	-248,039
	HUBZONE SET-ASIDE	No Preference used	NOT SOLE SOURCE	18	534,352
	NO SET ASIDE USED.	No Preference used	NOT SOLE SOURCE	116	1,619,524
	SERVICE DISABLED VETERAN OWNED SMALL BUSINESS SET-ASIDE	No Preference used	NOT SOLE SOURCE	12	360,317
	SMALL BUSINESS SET ASIDE - PARTIAL	No Preference used	NOT SOLE SOURCE	2	56,605
	SMALL BUSINESS SET ASIDE - TOTAL	No Preference used	NOT SOLE SOURCE	171	6,807,602
	WOMEN OWNED SMALL BUSINESS	No Preference used	NOT SOLE SOURCE	4	36,407
COMPETED UNDER SAP Total				333	9,166,769
FULL AND OPEN COMPETITION	8(A) WITH HUB ZONE PREFERENCE	OTHER	NOT SOLE SOURCE	1	0
	8A COMPETED	No Preference used	NOT SOLE SOURCE	2	11,581
	HUBZONE SET-ASIDE	No Preference used	NOT SOLE SOURCE	3	42,676
	HUBZONE SET-ASIDE	OTHER	NOT SOLE SOURCE	1	184,578
	HUBZONE SOLE SOURCE	No Preference used	SOLE SOURCE	3	48,151
	NO SET ASIDE USED.	No Preference used	NOT SOLE SOURCE	318	13,612,786
	SMALL BUSINESS SET ASIDE - TOTAL	No Preference used	NOT SOLE SOURCE	37	397,093
	SMALL BUSINESS SET ASIDE - TOTAL	OTHER	NOT SOLE SOURCE	8	3,129,101
	WOMEN OWNED SMALL BUSINESS	No Preference used	NOT SOLE SOURCE	1	44,550
	NULL	No Preference used	NOT SOLE SOURCE	3	33,756
	NULL	OTHER	NOT SOLE SOURCE	5	88,085
FULL AND OPEN COMPETITION Total				382	17,592,357
FULL AND OPEN COMPETITION	8(A) SOLE SOURCE	No Preference used	SOLE SOURCE	1	77,517
	8(A) WITH HUB ZONE PREFERENCE	SDB Preferential Consideration Partial SB Set Aside	NOT SOLE SOURCE	1	0
	8A COMPETED	No Preference used	NOT SOLE SOURCE	13	410,295
	HUBZONE SET-ASIDE	No Preference used	NOT SOLE SOURCE	187	13,986,164
	SERVICE DISABLED VETERAN OWNED SMALL BUSINESS	No Preference used	NOT SOLE SOURCE	5	539,132
	SMALL BUSINESS SET ASIDE - TOTAL	No Preference used	NOT SOLE SOURCE	424	20,508,701
	WOMEN OWNED SMALL BUSINESS	No Preference used	NOT SOLE SOURCE	1	71,356
FULL AND OPEN COMPETITION AFTER				632	35,593,165
NOT AVAILABLE FOR COMPETITION	8(A) SOLE SOURCE	No Preference used	SOLE SOURCE	79	3,546,990
	HUBZONE SOLE SOURCE	No Preference used	SOLE SOURCE	68	314,751
	NO SET ASIDE USED.	No Preference used	NOT SOLE SOURCE	11	1,153,121
	NULL	OTHER	NOT SOLE SOURCE	1	5,394
NOT AVAILABLE FOR COMPETITION				159	5,020,256
NOT COMPETED	NO SET ASIDE USED.	No Preference used	NOT SOLE SOURCE	38	6,984,675
NOT COMPETED Total				38	6,984,675
NOT COMPETED UNDER SAP	8(A) SOLE SOURCE	No Preference used	SOLE SOURCE	74	7,479,661
	HUBZONE SOLE SOURCE	No Preference used	SOLE SOURCE	20	683,572
	NO SET ASIDE USED.	No Preference used	NOT SOLE SOURCE	32	526,160
NOT COMPETED UNDER SAP Total				126	8,689,393
NULL	NULL	OTHER	NOT SOLE SOURCE	11	3,409
NULL Total				11	3,409
Grand Total				1,681	83,050,023

Department: JUSTICE, DEPARTMENT OF
Socio-Economic Category: SDB

FUNDING_DEPARTMENT_NAME	JUSTICE, DEPARTMENT OF
SDB	YES

EXTENT_COMPETED_DESCRIPTION	TYPE_OF_SET_ASIDE_DESCRIPTION	EVALUATED_PREFERENCE	SOLE_SOURCE_CATEGORY	Values	
				SB_Action	SB_ \$
COMPETED UNDER SAP	8A COMPETED	No Preference used	NOT SOLE SOURCE	37	6,486,420
	ECONOMICALLY DISADVANTAGED WOMEN OWNED SMALL BUSINESS	No Preference used	NOT SOLE SOURCE	1	34,880
	HUBZONE SET-ASIDE	No Preference used	NOT SOLE SOURCE	10	100,968
	NO SET ASIDE USED.	No Preference used	NOT SOLE SOURCE	1,748	13,282,264
	SERVICE DISABLED VETERAN OWNED SMALL BUSINESS SET-ASIDE	No Preference used	NOT SOLE SOURCE	184	2,370,530
	SMALL BUSINESS SET ASIDE - PARTIAL	No Preference used	NOT SOLE SOURCE	62	3,063,870
	SMALL BUSINESS SET ASIDE - TOTAL	No Preference used	NOT SOLE SOURCE	3,800	49,658,967
	WOMEN OWNED SMALL BUSINESS	No Preference used	NOT SOLE SOURCE	46	480,635
	INDIAN SMALL BUSINESS ECONOMIC ENTERPRISE	No Preference used	NOT SOLE SOURCE	1	9,471
COMPETED UNDER SAP Total				5,889	75,488,005
COMPETITIVE DELIVERY ORDER	8A COMPETED	OTHER	NOT SOLE SOURCE	1	-58
COMPETITIVE DELIVERY ORDER Total				1	-58
FULL AND OPEN COMPETITION	8(A) SOLE SOURCE	No Preference used	SOLE SOURCE	16	468,199
	8(A) SOLE SOURCE	OTHER	SOLE SOURCE	8	441,318
	8(A) WITH HUB ZONE PREFERENCE	OTHER	NOT SOLE SOURCE	1	0
	8A COMPETED	No Preference used	NOT SOLE SOURCE	26	4,030,032
	ECONOMICALLY DISADVANTAGED WOMEN OWNED SMALL BUSINESS	No Preference used	NOT SOLE SOURCE	1	3,107
	HUBZONE SET-ASIDE	No Preference used	NOT SOLE SOURCE	1	4,948
	HUBZONE SET-ASIDE	OTHER	NOT SOLE SOURCE	1	184,578
	NO SET ASIDE USED.	No Preference used	NOT SOLE SOURCE	1,916	199,240,896
	SERVICE DISABLED VETERAN OWNED SMALL BUSINESS SET-ASIDE	No Preference used	NOT SOLE SOURCE	10	495,021
	SMALL BUSINESS SET ASIDE - PARTIAL	No Preference used	NOT SOLE SOURCE	11	7,548,675
	SMALL BUSINESS SET ASIDE - TOTAL	No Preference used	NOT SOLE SOURCE	459	19,076,148
	SMALL BUSINESS SET ASIDE - TOTAL	OTHER	NOT SOLE SOURCE	8	3,129,101
	WOMEN OWNED SMALL BUSINESS	No Preference used	NOT SOLE SOURCE	9	545,474
	ECONOMICALLY DISADVANTAGED WOMEN OWNED SMALL BUSINESS SOLE SOURCE	No Preference used	NOT SOLE SOURCE	1	9,564
	NULL	No Preference used	NOT SOLE SOURCE	18	3,521,288
	NULL	OTHER	NOT SOLE SOURCE	50	2,066,129
FULL AND OPEN COMPETITION Total				2,536	240,764,480
FULL AND OPEN COMPETITION	8(A) SOLE SOURCE	No Preference used	SOLE SOURCE	17	2,986,579
	8(A) WITH HUB ZONE PREFERENCE	SDB Preferential Consideration Partial SB Set Aside	NOT SOLE SOURCE	1	0
	8A COMPETED	No Preference used	NOT SOLE SOURCE	861	109,977,635
	ECONOMICALLY DISADVANTAGED WOMEN OWNED SMALL BUSINESS	No Preference used	NOT SOLE SOURCE	9	3,954,140
	HUBZONE SET-ASIDE	No Preference used	NOT SOLE SOURCE	164	11,254,814
	NO SET ASIDE USED.	No Preference used	NOT SOLE SOURCE	7	6,318
	SERVICE DISABLED VETERAN OWNED SMALL BUSINESS SET-ASIDE	No Preference used	NOT SOLE SOURCE	41	6,378,370
	SMALL BUSINESS SET ASIDE - PARTIAL	No Preference used	NOT SOLE SOURCE	12	4,485,043
	SMALL BUSINESS SET ASIDE - TOTAL	No Preference used	NOT SOLE SOURCE	734	66,349,048
	WOMEN OWNED SMALL BUSINESS	No Preference used	NOT SOLE SOURCE	37	828,580
	WOMEN OWNED SMALL BUSINESS SOLE SOURCE	No Preference used	NOT SOLE SOURCE	14	28,724
	WOMEN OWNED SMALL BUSINESS SOLE SOURCE		WOSB_SS_MFG	1	10,692
FULL AND OPEN COMPETITION AFTER EXCLUSION OF SOURCES Total				1,898	206,259,944
NOT AVAILABLE FOR COMPETITION	8(A) SOLE SOURCE	No Preference used	SOLE SOURCE	847	163,666,167
	8(A) SOLE SOURCE	OTHER	SOLE SOURCE	105	14,929,482
	HUBZONE SOLE SOURCE	No Preference used	SOLE SOURCE	68	314,751
	NO SET ASIDE USED.	No Preference used	NOT SOLE SOURCE	71	16,294,462
	SDVOSB SOLE SOURCE	No Preference used	SOLE SOURCE	5	-7,726
	WOMEN OWNED SMALL BUSINESS SOLE SOURCE	No Preference used	WOSB_SS_MFG	1	84,822
	WOMEN OWNED SMALL BUSINESS SOLE SOURCE		WOSB_SS_Non_MFG	1	2,412
	NULL	OTHER	NOT SOLE SOURCE	1	5,394
NOT AVAILABLE FOR COMPETITION Total				1,099	195,289,764

EXTENT_COMPETED_DESCRIPTION	TYPE_OF_SET_ASIDE_DESCRIPTION	EVALUATED_PREFERENCE	SOLE_SOURCE_CATEGORY	SB_Action	SB_ \$
NOT COMPETED	NO SET ASIDE USED.	No Preference used	NOT SOLE SOURCE	663	39,194,730
NOT COMPETED Total				663	39,194,730
NOT COMPETED UNDER SAP	8(A) SOLE SOURCE	No Preference used	SOLE SOURCE	451	41,224,742
	HUBZONE SOLE SOURCE	No Preference used	SOLE SOURCE	16	140,500
	NO SET ASIDE USED.	No Preference used	NOT SOLE SOURCE	561	9,920,366
	WOMEN OWNED SMALL BUSINESS SOLE SOURCE	No Preference used	WOSB_SS_Non_MFG	4	188,598
NOT COMPETED UNDER SAP Total				1,032	51,474,207
NULL	NULL	OTHER	NOT SOLE SOURCE	107	276,847
NULL Total				107	276,847
Grand Total				13,225	808,747,918

Department: JUSTICE, DEPARTMENT OF
 Socio-Economic Category: INDIAN_TRIBE

FUNDING_DEPARTMENT_NAME	JUSTICE, DEPARTMENT OF
INDIAN_TRIBE	YES

EXTENT_COMPETED_DESCRIPTION	TYPE_OF_SET_ASIDE_DESCRIPTION	EVALUATED_PREFERENCE	SOLE_SOURCE_CATEGORY	Values	
				SB_Action	SB_ \$
COMPETED UNDER SAP	8A COMPETED	No Preference used	NOT SOLE SOURCE	1	1,698,377
	SMALL BUSINESS SET ASIDE - TOTAL	No Preference used	NOT SOLE SOURCE	11	53,905
COMPETED UNDER SAP Total				12	1,752,282
FULL AND OPEN COMPETITION	NO SET ASIDE USED.	No Preference used	NOT SOLE SOURCE	12	360,720
FULL AND OPEN COMPETITION Total				12	360,720
FULL AND OPEN COMPETITION AFTER EXCLUSION OF SOURCES	8A COMPETED	No Preference used	NOT SOLE SOURCE	8	14,198
	SMALL BUSINESS SET ASIDE - TOTAL	No Preference used	NOT SOLE SOURCE	1	83,000
FULL AND OPEN COMPETITION AFTER EXCLUSION OF SOURCES Total				9	97,198
NOT AVAILABLE FOR COMPETITION	8(A) SOLE SOURCE	No Preference used	SOLE SOURCE	34	864,969
	NO SET ASIDE USED.	No Preference used	NOT SOLE SOURCE	1	-170,970
NOT AVAILABLE FOR COMPETITION Total				35	693,999
NOT COMPETED	NO SET ASIDE USED.	No Preference used	NOT SOLE SOURCE	10	1,568,132
NOT COMPETED Total				10	1,568,132
NOT COMPETED UNDER SAP	8(A) SOLE SOURCE	No Preference used	SOLE SOURCE	7	370,975
	NO SET ASIDE USED.	No Preference used	NOT SOLE SOURCE	2	85,962
NOT COMPETED UNDER SAP Total				9	456,937
NULL	NULL	OTHER	NOT SOLE SOURCE	1	0
NULL Total				1	0
Grand Total				88	4,929,267

Department: JUSTICE, DEPARTMENT OF
 Socio-Economic Category: NATIVE_HAWAIIAN_ORGANIZATION

FUNDING_DEPARTMENT_NAME	JUSTICE, DEPARTMENT OF
NATIVE_HAWAIIAN_ORGANIZATION	YES

EXTENT_COMPETED_DESCRIPTION	TYPE_OF_SET_ASIDE_DESCRIPTION	EVALUATED_PREFERENCE	SOLE_SOURCE_CATEGORY	Values	
				SB_Action	SB_ \$
NOT AVAILABLE FOR COMPETITION	8(A) SOLE SOURCE	No Preference used	SOLE SOURCE	14	495,508
	NO SET ASIDE USED.	No Preference used	NOT SOLE SOURCE	2	136,951
	WOMEN OWNED SMALL BUSINESS SOLE SOURCE	No Preference used	WOSB_SS_Non_MFG	2	6,500,000
NOT AVAILABLE FOR COMPETITION Total				18	7,132,459
NOT COMPETED	NO SET ASIDE USED.	No Preference used	NOT SOLE SOURCE	3	0
NOT COMPETED Total				3	0
Grand Total				21	7,132,459

Department: JUSTICE, DEPARTMENT OF
 Socio-Economic Category: ALASKAN_NATIVE_CORPORATION

FUNDING_DEPARTMENT_NAME	JUSTICE, DEPARTMENT OF
ALASKAN_NATIVE_CORPORATION	YES

EXTENT_COMPETED_DESCRIPTION	TYPE_OF_SET_ASIDE_DESCRIPTION	EVALUATED_PREFERENCE	SOLE_SOURCE_CATEGORY	Values	
				SB_Action	SB_\$
COMPETED UNDER SAP	8A COMPETED	No Preference used	NOT SOLE SOURCE	8	1,887,512
	NO SET ASIDE USED.	No Preference used	NOT SOLE SOURCE	10	-7,926,262
	SMALL BUSINESS SET ASIDE - TOTAL	No Preference used	NOT SOLE SOURCE	8	3,079,759
COMPETED UNDER SAP Total				26	-2,958,990
FULL AND OPEN COMPETITION	NO SET ASIDE USED.	No Preference used	NOT SOLE SOURCE	19	15,811,710
FULL AND OPEN COMPETITION Total				19	15,811,710
FULL AND OPEN COMPETITION AFTER	8A COMPETED	No Preference used	NOT SOLE SOURCE	91	27,650,611
	NO SET ASIDE USED.	No Preference used	NOT SOLE SOURCE	24	3,138,596
	SMALL BUSINESS SET ASIDE - TOTAL	No Preference used	NOT SOLE SOURCE	24	3,138,596
FULL AND OPEN COMPETITION AFTER				115	30,789,206
NOT AVAILABLE FOR COMPETITION	8(A) SOLE SOURCE	No Preference used	SOLE SOURCE	284	80,656,936
	NO SET ASIDE USED.	No Preference used	NOT SOLE SOURCE	7	3,499,190
NOT AVAILABLE FOR COMPETITION Total				291	84,156,126
NOT COMPETED	NO SET ASIDE USED.	No Preference used	NOT SOLE SOURCE	27	1,805,087
NOT COMPETED Total				27	1,805,087
NOT COMPETED UNDER SAP	8(A) SOLE SOURCE	No Preference used	SOLE SOURCE	65	13,077,448
	NO SET ASIDE USED.	No Preference used	NOT SOLE SOURCE	2	-76,648
NOT COMPETED UNDER SAP Total				67	13,000,801
Grand Total				545	142,603,939

Department: JUSTICE, DEPARTMENT OF
Socio-Economic Category: WOSB_EDWOSB

FUNDING_DEPARTMENT_NAME	JUSTICE, DEPARTMENT OF
WOSB_EDWOSB	YES

EXTENT_COMPETED_DESCRIPTION	TYPE_OF_SET_ASIDE_DESCRIPTION	EVALUATED_PREFERENCE	Values	
			SB_Action	SB_\$
COMPETED UNDER SAP	8A COMPETED	No Preference used	2	1,590,481
	ECONOMICALLY DISADVANTAGED WOMEN OWNED SMALL BUSINESS	No Preference used	5	85,591
	HUBZONE SET-ASIDE	No Preference used	5	181,457
	NO SET ASIDE USED.	No Preference used	1,823	26,877,081
	SERVICE DISABLED VETERAN OWNED SMALL BUSINESS SET-ASIDE	No Preference used	4	95,125
	SMALL BUSINESS SET ASIDE - PARTIAL	No Preference used	73	209,363
	SMALL BUSINESS SET ASIDE - TOTAL	No Preference used	3,433	48,325,580
	WOMEN OWNED SMALL BUSINESS	No Preference used	135	1,743,139
	INDIAN SMALL BUSINESS ECONOMIC ENTERPRISE	No Preference used	1	21,111
COMPETED UNDER SAP Total			5,481	79,128,928
COMPETITIVE DELIVERY ORDER	8A COMPETED	OTHER	1	-58
COMPETITIVE DELIVERY ORDER Total			1	-58
FULL AND OPEN COMPETITION	8(A) SOLE SOURCE	No Preference used	7	96,327
	ECONOMICALLY DISADVANTAGED WOMEN OWNED SMALL BUSINESS	No Preference used	1	3,107
	HUBZONE SET-ASIDE	No Preference used	1	4,948
	HUBZONE SET-ASIDE	OTHER	1	184,578
	NO SET ASIDE USED.	No Preference used	2,633	191,019,946
	SERVICE DISABLED VETERAN OWNED SMALL BUSINESS SET-ASIDE	No Preference used	1	330,180
	SMALL BUSINESS SET ASIDE - PARTIAL	No Preference used	3	69,018
	SMALL BUSINESS SET ASIDE - TOTAL	No Preference used	887	19,489,748
	SMALL BUSINESS SET ASIDE - TOTAL	OTHER	51	3,508,400
	WOMEN OWNED SMALL BUSINESS	No Preference used	32	1,867,127
	WOMEN OWNED SMALL BUSINESS SOLE SOURCE	No Preference used	5	276,500
	ECONOMICALLY DISADVANTAGED WOMEN OWNED SMALL BUSINESS SOLE SOURCE	No Preference used	1	9,564
	NULL	No Preference used	21	3,061,312
	NULL	OTHER	268	6,176,121
FULL AND OPEN COMPETITION Total			3,912	226,096,876
FULL AND OPEN COMPETITION AFTER EXCLUSION OF SOURCES	8(A) SOLE SOURCE	No Preference used	7	1,010,346
	8A COMPETED	No Preference used	78	28,225,257
	ECONOMICALLY DISADVANTAGED WOMEN OWNED SMALL BUSINESS	No Preference used	9	3,954,140
	HUBZONE SET-ASIDE	No Preference used	56	3,594,521
	NO SET ASIDE USED.	No Preference used	6	277,149
	SERVICE DISABLED VETERAN OWNED SMALL BUSINESS SET-ASIDE	No Preference used	12	2,107,360
	SMALL BUSINESS SET ASIDE - PARTIAL	No Preference used	14	4,419,387
	SMALL BUSINESS SET ASIDE - TOTAL	No Preference used	1,021	66,381,981
	WOMEN OWNED SMALL BUSINESS	No Preference used	53	1,477,862
	WOMEN OWNED SMALL BUSINESS SOLE SOURCE	No Preference used	15	39,416
	NULL	No Preference used	3	20,000
FULL AND OPEN COMPETITION AFTER EXCLUSION OF SOURCES Total			1,274	111,507,420
NOT AVAILABLE FOR COMPETITION	8(A) SOLE SOURCE	No Preference used	140	28,052,130
	8(A) SOLE SOURCE	OTHER	5	1,864,151
	HUBZONE SOLE SOURCE	No Preference used	67	327,251
	NO SET ASIDE USED.	No Preference used	29	1,911,089

EXTENT_COMPETED_DESCRIPTION	TYPE_OF_SET_ASIDE_DESCRIPTION	EVALUATED_PREFERENCE	SB_Action	SB_\$
NOT AVAILABLE FOR COMPETITION	WOMEN OWNED SMALL BUSINESS SOLE SOURCE	No Preference used	5	6,688,854
NOT AVAILABLE FOR COMPETITION Total			246	38,843,474
NOT COMPETED	NO SET ASIDE USED.	No Preference used	527	25,824,565
NOT COMPETED Total			527	25,824,565
NOT COMPETED UNDER SAP	8(A) SOLE SOURCE	No Preference used	199	9,721,173
	HUBZONE SOLE SOURCE	No Preference used	9	68,162
	NO SET ASIDE USED.	No Preference used	557	15,916,261
	WOMEN OWNED SMALL BUSINESS SOLE SOURCE	No Preference used	9	193,344
NOT COMPETED UNDER SAP Total			774	25,898,941
NULL	NULL	OTHER	90	30,843
NULL Total			90	30,843
Grand Total			12,305	507,330,989

Department: JUSTICE, DEPARTMENT OF
 Socio-Economic Category: Small Business

FUNDING DEPARTMENT NAME	JUSTICE, DEPARTMENT OF
-------------------------	------------------------

EXTENT_COMPETED_DESCRIPTION	TYPE_OF_SET_ASIDE_DESCRIPTION	EVALUATED_PREFERENCE	SOLE_SOURCE_CATEGORY	Values	SB_\$
				SB_Action	
COMPETED UNDER SAP	8A COMPETED	No Preference used	NOT SOLE SOURCE	37	6,486,420
	ECONOMICALLY DISADVANTAGED WOMEN OWNED	No Preference used	NOT SOLE SOURCE	5	85,591
	HUBZONE SET-ASIDE	No Preference used	NOT SOLE SOURCE	18	534,352
	NO SET ASIDE USED.	No Preference used	NOT SOLE SOURCE	7,742	77,059,603
	SERVICE DISABLED VETERAN OWNED SMALL BUSINESS	No Preference used	NOT SOLE SOURCE	224	3,846,712
	SMALL BUSINESS SET ASIDE - PARTIAL	No Preference used	NOT SOLE SOURCE	521	5,225,013
	SMALL BUSINESS SET ASIDE - TOTAL	No Preference used	NOT SOLE SOURCE	19,048	260,148,505
	WOMEN OWNED SMALL BUSINESS	No Preference used	NOT SOLE SOURCE	135	1,743,139
	INDIAN SMALL BUSINESS ECONOMIC ENTERPRISE	No Preference used	NOT SOLE SOURCE	7	56,152
COMPETED UNDER SAP Total				27,737	355,185,486
COMPETITIVE DELIVERY ORDER	8A COMPETED	OTHER	NOT SOLE SOURCE	1	-58
	NO SET ASIDE USED.	No Preference used	NOT SOLE SOURCE	10	67,807
	NO SET ASIDE USED.	OTHER	NOT SOLE SOURCE	4	-1,199,081
COMPETITIVE DELIVERY ORDER Total				15	-1,131,332
FULL AND OPEN COMPETITION	8(A) SOLE SOURCE	No Preference used	SOLE SOURCE	16	468,199
	8(A) SOLE SOURCE	OTHER	SOLE SOURCE	8	441,318
	8(A) WITH HUB ZONE PREFERENCE	OTHER	NOT SOLE SOURCE	1	0
	8A COMPETED	No Preference used	NOT SOLE SOURCE	26	4,030,032
	ECONOMICALLY DISADVANTAGED WOMEN OWNED	No Preference used	NOT SOLE SOURCE	1	3,107
	HUBZONE SET-ASIDE	No Preference used	NOT SOLE SOURCE	3	42,676
	HUBZONE SET-ASIDE	OTHER	NOT SOLE SOURCE	1	184,578
	HUBZONE SOLE SOURCE	No Preference used	SOLE SOURCE	3	48,151
	NO SET ASIDE USED.	No Preference used	NOT SOLE SOURCE	10,704	826,363,288
	SDVOSB SOLE SOURCE	No Preference used	SOLE SOURCE	1	24,937
	SERVICE DISABLED VETERAN OWNED SMALL BUSINESS	No Preference used	NOT SOLE SOURCE	98	2,870,241
	SMALL BUSINESS SET ASIDE - PARTIAL	No Preference used	NOT SOLE SOURCE	14	7,737,868
	SMALL BUSINESS SET ASIDE - TOTAL	No Preference used	NOT SOLE SOURCE	1,763	86,163,332
	SMALL BUSINESS SET ASIDE - TOTAL	OTHER	NOT SOLE SOURCE	76	4,176,829
	WOMEN OWNED SMALL BUSINESS	No Preference used	NOT SOLE SOURCE	32	1,867,127
	WOMEN OWNED SMALL BUSINESS SOLE SOURCE	No Preference used	WOSB_SS_MFG	2	0
	WOMEN OWNED SMALL BUSINESS SOLE SOURCE		WOSB_SS_Non_MFG	6	274,752
	ECONOMICALLY DISADVANTAGED WOMEN OWNED	No Preference used	NOT SOLE SOURCE	1	9,564
	NULL	No Preference used	NOT SOLE SOURCE	34	3,619,043
	NULL	OTHER	NOT SOLE SOURCE	527	30,262,813
FULL AND OPEN COMPETITION Total				13,317	968,587,854
FULL AND OPEN COMPETITION	8(A) SOLE SOURCE	No Preference used	SOLE SOURCE	18	2,913,512
	8(A) WITH HUB ZONE PREFERENCE	SDB Preferential Consideration Partial SB	NOT SOLE SOURCE	1	0
	8A COMPETED	No Preference used	NOT SOLE SOURCE	861	109,977,635
	ECONOMICALLY DISADVANTAGED WOMEN OWNED	No Preference used	NOT SOLE SOURCE	9	3,954,140
	HUBZONE SET-ASIDE	No Preference used	NOT SOLE SOURCE	188	13,990,279
	NO SET ASIDE USED.	No Preference used	NOT SOLE SOURCE	13	188,687
	SERVICE DISABLED VETERAN OWNED SMALL BUSINESS	No Preference used	NOT SOLE SOURCE	321	81,668,380
	SMALL BUSINESS SET ASIDE - PARTIAL	No Preference used	NOT SOLE SOURCE	32	5,090,545
	SMALL BUSINESS SET ASIDE - TOTAL	No Preference used	NOT SOLE SOURCE	5,851	319,571,104
	WOMEN OWNED SMALL BUSINESS	No Preference used	NOT SOLE SOURCE	53	1,477,862
	WOMEN OWNED SMALL BUSINESS SOLE SOURCE	No Preference used	NOT SOLE SOURCE	14	28,724
	WOMEN OWNED SMALL BUSINESS SOLE SOURCE		WOSB_SS_MFG	1	10,692
	NULL	No Preference used	NOT SOLE SOURCE	4	20,000
FULL AND OPEN COMPETITION AFTER				7,366	538,891,560
NOT AVAILABLE FOR COMPETITION	8(A) SOLE SOURCE	No Preference used	SOLE SOURCE	847	163,666,167
	8(A) SOLE SOURCE	OTHER	SOLE SOURCE	105	14,929,482
	HUBZONE SOLE SOURCE	No Preference used	SOLE SOURCE	68	314,751
	NO SET ASIDE USED.	No Preference used	NOT SOLE SOURCE	216	23,396,312
	SDVOSB SOLE SOURCE	No Preference used	SOLE SOURCE	10	315,614
	WOMEN OWNED SMALL BUSINESS SOLE SOURCE	No Preference used	WOSB_SS_MFG	2	186,442
	WOMEN OWNED SMALL BUSINESS SOLE SOURCE		WOSB_SS_Non_MFG	3	6,502,412
	NULL	OTHER	NOT SOLE SOURCE	1	5,394
NOT AVAILABLE FOR COMPETITION				1,252	209,316,574
NOT COMPETED	NO SET ASIDE USED.	No Preference used	NOT SOLE SOURCE	2,994	107,475,143
NOT COMPETED Total				2,994	107,475,143
NOT COMPETED UNDER SAP	8(A) SOLE SOURCE	No Preference used	SOLE SOURCE	451	41,224,742
	HUBZONE SOLE SOURCE	No Preference used	SOLE SOURCE	20	683,572
	NO SET ASIDE USED.	No Preference used	NOT SOLE SOURCE	2,944	61,084,520
	SDVOSB SOLE SOURCE	No Preference used	SOLE SOURCE	2	1,092
	WOMEN OWNED SMALL BUSINESS SOLE SOURCE	No Preference used	NOT SOLE SOURCE	3	0

EXTENT_COMPETED_DESCRIPTION	TYPE_OF_SET_ASIDE_DESCRIPTION	EVALUATED_PREFERENCE	SOLE_SOURCE_CATEGORY	SB_Action	SB_\$
NOT COMPETED UNDER SAP	WOMEN OWNED SMALL BUSINESS SOLE SOURCE	No Preference used	WOSB_SS_Non_MFG	6	193,344
NOT COMPETED UNDER SAP Total				3,426	103,187,270
NULL	NULL	OTHER	NOT SOLE SOURCE	403	1,082,812
NULL Total				403	1,082,812
Grand Total				56,510	2,282,595,367

Department: JUSTICE, DEPARTMENT OF
 Socio-Economic Category: SRDVOB_FLAG

FUNDING_DEPARTMENT_NAME	JUSTICE, DEPARTMENT OF
SRDVOB_FLAG	YES

EXTENT_COMPETED_DESCRIPTION	TYPE_OF_SET_ASIDE_DESCRIPTION	EVALUATED_PREFERENCE	SOLE_SOURCE_CATEGORY	Values	
				SB_Action	SB_\$
COMPETED UNDER SAP	8A COMPETED	No Preference used	NOT SOLE SOURCE	5	1,075,389
	HUBZONE SET-ASIDE	No Preference used	NOT SOLE SOURCE	3	235,621
	NO SET ASIDE USED.	No Preference used	NOT SOLE SOURCE	248	3,336,732
	SERVICE DISABLED VETERAN OWNED SMALL BUSINESS	No Preference used	NOT SOLE SOURCE	224	3,846,712
	SMALL BUSINESS SET ASIDE - PARTIAL	No Preference used	NOT SOLE SOURCE	29	59,180
	SMALL BUSINESS SET ASIDE - TOTAL	No Preference used	NOT SOLE SOURCE	528	9,420,456
	WOMEN OWNED SMALL BUSINESS	No Preference used	NOT SOLE SOURCE	1	(121,702)
COMPETED UNDER SAP Total				1,038	17,852,388
FULL AND OPEN COMPETITION	8(A) SOLE SOURCE	No Preference used	SOLE SOURCE	4	160,752
	HUBZONE SOLE SOURCE	No Preference used	SOLE SOURCE	2	18,587
	NO SET ASIDE USED.	No Preference used	NOT SOLE SOURCE	1,055	164,992,863
	SDVOSB SOLE SOURCE	No Preference used	SOLE SOURCE	1	24,937
	SERVICE DISABLED VETERAN OWNED SMALL BUSINESS	No Preference used	NOT SOLE SOURCE	98	2,870,241
	SMALL BUSINESS SET ASIDE - PARTIAL	No Preference used	NOT SOLE SOURCE	5	7,390,525
	SMALL BUSINESS SET ASIDE - TOTAL	No Preference used	NOT SOLE SOURCE	123	24,861,327
	NULL	OTHER	NOT SOLE SOURCE	5	6,199,992
FULL AND OPEN COMPETITION Total				1,293	206,519,223
FULL AND OPEN COMPETITION	8(A) SOLE SOURCE	No Preference used	SOLE SOURCE	4	976,052
	8A COMPETED	No Preference used	NOT SOLE SOURCE	38	18,995,230
	HUBZONE SET-ASIDE	No Preference used	NOT SOLE SOURCE	44	1,128,138
	NO SET ASIDE USED.	No Preference used	NOT SOLE SOURCE	1	-
	SERVICE DISABLED VETERAN OWNED SMALL BUSINESS	No Preference used	NOT SOLE SOURCE	321	81,668,380
	SMALL BUSINESS SET ASIDE - PARTIAL	No Preference used	NOT SOLE SOURCE	1	63,480
	SMALL BUSINESS SET ASIDE - TOTAL	No Preference used	NOT SOLE SOURCE	249	31,664,153
FULL AND OPEN COMPETITION AFTER				658	134,495,434
NOT AVAILABLE FOR COMPETITION	8(A) SOLE SOURCE	No Preference used	SOLE SOURCE	75	17,285,710
	NO SET ASIDE USED.	No Preference used	NOT SOLE SOURCE	1	488,458
	SDVOSB SOLE SOURCE	No Preference used	SOLE SOURCE	10	315,614
NOT AVAILABLE FOR COMPETITION				86	18,089,782
NOT COMPETED	NO SET ASIDE USED.	No Preference used	NOT SOLE SOURCE	82	7,690,555
NOT COMPETED Total				82	7,690,555
NOT COMPETED UNDER SAP	8(A) SOLE SOURCE	No Preference used	SOLE SOURCE	42	5,261,023
	NO SET ASIDE USED.	No Preference used	NOT SOLE SOURCE	49	566,674
	SDVOSB SOLE SOURCE	No Preference used	SOLE SOURCE	2	1,092
	WOMEN OWNED SMALL BUSINESS SOLE SOURCE	No Preference used	WOSB_SS_Non_MFG	1	99,809
NOT COMPETED UNDER SAP Total				94	5,928,597
NULL	NULL	OTHER	NOT SOLE SOURCE	26	87,523
NULL Total				26	87,523
Grand Total				3,277	390,663,500

Department: JUSTICE, DEPARTMENT OF
 Socio-Economic Category: HubZone_FLAG

FUNDING_DEPARTMENT_NAME	JUSTICE, DEPARTMENT OF
HubZone_FLAG	YES

EXTENT_COMPETED_DESCRIPTION	TYPE_OF_SET_ASIDE_DESCRIPTION	EVALUATED_PREFERENCE	SOLE_SOURCE_CATEGORY	Values	
				SB_Action	SB_\$
COMPETED UNDER SAP	8A COMPETED	No Preference used	NOT SOLE SOURCE	10	-248,039
	HUBZONE SET-ASIDE	No Preference used	NOT SOLE SOURCE	18	534,352
	NO SET ASIDE USED.	No Preference used	NOT SOLE SOURCE	116	1,619,524
	SERVICE DISABLED VETERAN OWNED SMALL BUSINESS SET-ASIDE	No Preference used	NOT SOLE SOURCE	12	360,317
	SMALL BUSINESS SET ASIDE - PARTIAL	No Preference used	NOT SOLE SOURCE	2	56,605
	SMALL BUSINESS SET ASIDE - TOTAL	No Preference used	NOT SOLE SOURCE	171	6,807,602
	WOMEN OWNED SMALL BUSINESS	No Preference used	NOT SOLE SOURCE	4	36,407
COMPETED UNDER SAP Total				333	9,166,769
FULL AND OPEN COMPETITION	8(A) WITH HUB ZONE PREFERENCE	OTHER	NOT SOLE SOURCE	1	0
	8A COMPETED	No Preference used	NOT SOLE SOURCE	2	11,581
	HUBZONE SET-ASIDE	No Preference used	NOT SOLE SOURCE	3	42,676
	HUBZONE SET-ASIDE	OTHER	NOT SOLE SOURCE	1	184,578
	HUBZONE SOLE SOURCE	No Preference used	SOLE SOURCE	3	48,151
	NO SET ASIDE USED.	No Preference used	NOT SOLE SOURCE	318	13,612,786
	SMALL BUSINESS SET ASIDE - TOTAL	No Preference used	NOT SOLE SOURCE	37	397,093
	SMALL BUSINESS SET ASIDE - TOTAL	OTHER	NOT SOLE SOURCE	8	3,129,101
	WOMEN OWNED SMALL BUSINESS	No Preference used	NOT SOLE SOURCE	1	44,550
	NULL	No Preference used	NOT SOLE SOURCE	3	33,756
	NULL	OTHER	NOT SOLE SOURCE	5	88,085
FULL AND OPEN COMPETITION Total				382	17,592,357
FULL AND OPEN COMPETITION	8(A) SOLE SOURCE	No Preference used	SOLE SOURCE	1	77,517
	8(A) WITH HUB ZONE PREFERENCE	SDB Preferential Consideration Partial SB Set Aside	NOT SOLE SOURCE	1	0
	8A COMPETED	No Preference used	NOT SOLE SOURCE	13	410,295
	HUBZONE SET-ASIDE	No Preference used	NOT SOLE SOURCE	187	13,986,164
	SERVICE DISABLED VETERAN OWNED SMALL BUSINESS SET-ASIDE	No Preference used	NOT SOLE SOURCE	5	539,132
	SMALL BUSINESS SET ASIDE - TOTAL	No Preference used	NOT SOLE SOURCE	424	20,508,701
	WOMEN OWNED SMALL BUSINESS	No Preference used	NOT SOLE SOURCE	1	71,356
FULL AND OPEN COMPETITION AFTER				632	35,593,165
NOT AVAILABLE FOR COMPETITION	8(A) SOLE SOURCE	No Preference used	SOLE SOURCE	79	3,546,990
	HUBZONE SOLE SOURCE	No Preference used	SOLE SOURCE	68	314,751
	NO SET ASIDE USED.	No Preference used	NOT SOLE SOURCE	11	1,153,121
	NULL	OTHER	NOT SOLE SOURCE	1	5,394
NOT AVAILABLE FOR COMPETITION				159	5,020,256
NOT COMPETED	NO SET ASIDE USED.	No Preference used	NOT SOLE SOURCE	38	6,984,675
NOT COMPETED Total				38	6,984,675
NOT COMPETED UNDER SAP	8(A) SOLE SOURCE	No Preference used	SOLE SOURCE	74	7,479,661
	HUBZONE SOLE SOURCE	No Preference used	SOLE SOURCE	20	683,572
	NO SET ASIDE USED.	No Preference used	NOT SOLE SOURCE	32	526,160
NOT COMPETED UNDER SAP Total				126	8,689,393
NULL	NULL	OTHER	NOT SOLE SOURCE	11	3,409
NULL Total				11	3,409
Grand Total				1,681	83,050,023

Department: JUSTICE, DEPARTMENT OF
 Socio-Economic Category: SDB

FUNDING_DEPARTMENT_NAME	JUSTICE, DEPARTMENT OF
SDB	YES

EXTENT_COMPETED_DESCRIPTION	TYPE_OF_SET_ASIDE_DESCRIPTION	EVALUATED_PREFERENCE	SOLE_SOURCE_CATEGORY	Values	
				SB_Action	SB_ \$
COMPETED UNDER SAP	8A COMPETED	No Preference used	NOT SOLE SOURCE	37	6,486,420
	ECONOMICALLY DISADVANTAGED WOMEN OWNED SMALL BUSINESS	No Preference used	NOT SOLE SOURCE	1	34,880
	HUBZONE SET-ASIDE	No Preference used	NOT SOLE SOURCE	10	100,968
	NO SET ASIDE USED.	No Preference used	NOT SOLE SOURCE	1,748	13,282,264
	SERVICE DISABLED VETERAN OWNED SMALL BUSINESS SET-ASIDE	No Preference used	NOT SOLE SOURCE	184	2,370,530
	SMALL BUSINESS SET ASIDE - PARTIAL	No Preference used	NOT SOLE SOURCE	62	3,063,870
	SMALL BUSINESS SET ASIDE - TOTAL	No Preference used	NOT SOLE SOURCE	3,800	49,658,967
	WOMEN OWNED SMALL BUSINESS	No Preference used	NOT SOLE SOURCE	46	480,635
	INDIAN SMALL BUSINESS ECONOMIC ENTERPRISE	No Preference used	NOT SOLE SOURCE	1	9,471
COMPETED UNDER SAP Total				5,889	75,488,005
COMPETITIVE DELIVERY ORDER	8A COMPETED	OTHER	NOT SOLE SOURCE	1	-58
COMPETITIVE DELIVERY ORDER Total				1	-58
FULL AND OPEN COMPETITION	8(A) SOLE SOURCE	No Preference used	SOLE SOURCE	16	468,199
	8(A) SOLE SOURCE	OTHER	SOLE SOURCE	8	441,318
	8(A) WITH HUB ZONE PREFERENCE	OTHER	NOT SOLE SOURCE	1	0
	8A COMPETED	No Preference used	NOT SOLE SOURCE	26	4,030,032
	ECONOMICALLY DISADVANTAGED WOMEN OWNED SMALL BUSINESS	No Preference used	NOT SOLE SOURCE	1	3,107
	HUBZONE SET-ASIDE	No Preference used	NOT SOLE SOURCE	1	4,948
	HUBZONE SET-ASIDE	OTHER	NOT SOLE SOURCE	1	184,578
	NO SET ASIDE USED.	No Preference used	NOT SOLE SOURCE	1,916	199,240,896
	SERVICE DISABLED VETERAN OWNED SMALL BUSINESS SET-ASIDE	No Preference used	NOT SOLE SOURCE	10	495,021
	SMALL BUSINESS SET ASIDE - PARTIAL	No Preference used	NOT SOLE SOURCE	11	7,548,675
	SMALL BUSINESS SET ASIDE - TOTAL	No Preference used	NOT SOLE SOURCE	459	19,076,148
	SMALL BUSINESS SET ASIDE - TOTAL	OTHER	NOT SOLE SOURCE	8	3,129,101
	WOMEN OWNED SMALL BUSINESS	No Preference used	NOT SOLE SOURCE	9	545,474
	ECONOMICALLY DISADVANTAGED WOMEN OWNED SMALL BUSINESS SOLE SOURCE	No Preference used	NOT SOLE SOURCE	1	9,564
	NULL	No Preference used	NOT SOLE SOURCE	18	3,521,288
	NULL	OTHER	NOT SOLE SOURCE	50	2,066,129
FULL AND OPEN COMPETITION Total				2,536	240,764,480
FULL AND OPEN COMPETITION	8(A) SOLE SOURCE	No Preference used	SOLE SOURCE	17	2,986,579
	8(A) WITH HUB ZONE PREFERENCE	SDB Preferential Consideration Partial SB Set Aside	NOT SOLE SOURCE	1	0
	8A COMPETED	No Preference used	NOT SOLE SOURCE	861	109,977,635
	ECONOMICALLY DISADVANTAGED WOMEN OWNED SMALL BUSINESS	No Preference used	NOT SOLE SOURCE	9	3,954,140
	HUBZONE SET-ASIDE	No Preference used	NOT SOLE SOURCE	164	11,254,814
	NO SET ASIDE USED.	No Preference used	NOT SOLE SOURCE	7	6,318
	SERVICE DISABLED VETERAN OWNED SMALL BUSINESS SET-ASIDE	No Preference used	NOT SOLE SOURCE	41	6,378,370
	SMALL BUSINESS SET ASIDE - PARTIAL	No Preference used	NOT SOLE SOURCE	12	4,485,043
	SMALL BUSINESS SET ASIDE - TOTAL	No Preference used	NOT SOLE SOURCE	734	66,349,048
	WOMEN OWNED SMALL BUSINESS	No Preference used	NOT SOLE SOURCE	37	828,580
	WOMEN OWNED SMALL BUSINESS SOLE SOURCE	No Preference used	NOT SOLE SOURCE	14	28,724
	WOMEN OWNED SMALL BUSINESS SOLE SOURCE		WOSB_SS_MFG	1	10,692
FULL AND OPEN COMPETITION AFTER EXCLUSION OF SOURCES Total				1,898	206,259,944
NOT AVAILABLE FOR COMPETITION	8(A) SOLE SOURCE	No Preference used	SOLE SOURCE	847	163,666,167
	8(A) SOLE SOURCE	OTHER	SOLE SOURCE	105	14,929,482
	HUBZONE SOLE SOURCE	No Preference used	SOLE SOURCE	68	314,751
	NO SET ASIDE USED.	No Preference used	NOT SOLE SOURCE	71	16,294,462
	SDVOSB SOLE SOURCE	No Preference used	SOLE SOURCE	5	-7,726
	WOMEN OWNED SMALL BUSINESS SOLE SOURCE	No Preference used	WOSB_SS_MFG	1	84,822
	WOMEN OWNED SMALL BUSINESS SOLE SOURCE		WOSB_SS_Non_MFG	1	2,412
	NULL	OTHER	NOT SOLE SOURCE	1	5,394
NOT AVAILABLE FOR COMPETITION Total				1,099	195,289,764

EXTENT_COMPETED_DESCRIPTION	TYPE_OF_SET_ASIDE_DESCRIPTION	EVALUATED_PREFERENCE	SOLE_SOURCE_CATEGORY	SB_Action	SB_ \$
NOT COMPETED	NO SET ASIDE USED.	No Preference used	NOT SOLE SOURCE	663	39,194,730
NOT COMPETED Total				663	39,194,730
NOT COMPETED UNDER SAP	8(A) SOLE SOURCE	No Preference used	SOLE SOURCE	451	41,224,742
	HUBZONE SOLE SOURCE	No Preference used	SOLE SOURCE	16	140,500
	NO SET ASIDE USED.	No Preference used	NOT SOLE SOURCE	561	9,920,366
	WOMEN OWNED SMALL BUSINESS SOLE SOURCE	No Preference used	WOSB_SS_Non_MFG	4	188,598
NOT COMPETED UNDER SAP Total				1,032	51,474,207
NULL	NULL	OTHER	NOT SOLE SOURCE	107	276,847
NULL Total				107	276,847
Grand Total				13,225	808,747,918

Department: JUSTICE, DEPARTMENT OF
 Socio-Economic Category: INDIAN_TRIBE

FUNDING_DEPARTMENT_NAME	JUSTICE, DEPARTMENT OF
INDIAN_TRIBE	YES

EXTENT_COMPETED_DESCRIPTION	TYPE_OF_SET_ASIDE_DESCRIPTION	EVALUATED_PREFERENCE	SOLE_SOURCE_CATEGORY	Values	
				SB_Action	SB_ \$
COMPETED UNDER SAP	8A COMPETED	No Preference used	NOT SOLE SOURCE	1	1,698,377
	SMALL BUSINESS SET ASIDE - TOTAL	No Preference used	NOT SOLE SOURCE	11	53,905
COMPETED UNDER SAP Total				12	1,752,282
FULL AND OPEN COMPETITION	NO SET ASIDE USED.	No Preference used	NOT SOLE SOURCE	12	360,720
FULL AND OPEN COMPETITION Total				12	360,720
FULL AND OPEN COMPETITION AFTER EXCLUSION OF SOURCES	8A COMPETED	No Preference used	NOT SOLE SOURCE	8	14,198
	SMALL BUSINESS SET ASIDE - TOTAL	No Preference used	NOT SOLE SOURCE	1	83,000
FULL AND OPEN COMPETITION AFTER EXCLUSION OF SOURCES Total				9	97,198
NOT AVAILABLE FOR COMPETITION	8(A) SOLE SOURCE	No Preference used	SOLE SOURCE	34	864,969
	NO SET ASIDE USED.	No Preference used	NOT SOLE SOURCE	1	-170,970
NOT AVAILABLE FOR COMPETITION Total				35	693,999
NOT COMPETED	NO SET ASIDE USED.	No Preference used	NOT SOLE SOURCE	10	1,568,132
NOT COMPETED Total				10	1,568,132
NOT COMPETED UNDER SAP	8(A) SOLE SOURCE	No Preference used	SOLE SOURCE	7	370,975
	NO SET ASIDE USED.	No Preference used	NOT SOLE SOURCE	2	85,962
NOT COMPETED UNDER SAP Total				9	456,937
NULL	NULL	OTHER	NOT SOLE SOURCE	1	0
NULL Total				1	0
Grand Total				88	4,929,267

Department: JUSTICE, DEPARTMENT OF
 Socio-Economic Category: NATIVE_HAWAIIAN_ORGANIZATION

FUNDING_DEPARTMENT_NAME	JUSTICE, DEPARTMENT OF
NATIVE_HAWAIIAN_ORGANIZATION	YES

EXTENT_COMPETED_DESCRIPTION	TYPE_OF_SET_ASIDE_DESCRIPTION	EVALUATED_PREFERENCE	SOLE_SOURCE_CATEGORY	Values	
				SB_Action	SB_ \$
NOT AVAILABLE FOR COMPETITION	8(A) SOLE SOURCE	No Preference used	SOLE SOURCE	14	495,508
	NO SET ASIDE USED.	No Preference used	NOT SOLE SOURCE	2	136,951
	WOMEN OWNED SMALL BUSINESS SOLE SOURCE	No Preference used	WOSB_SS_Non_MFG	2	6,500,000
NOT AVAILABLE FOR COMPETITION Total				18	7,132,459
NOT COMPETED	NO SET ASIDE USED.	No Preference used	NOT SOLE SOURCE	3	0
NOT COMPETED Total				3	0
Grand Total				21	7,132,459

Department: JUSTICE, DEPARTMENT OF
 Socio-Economic Category: ALASKAN_NATIVE_CORPORATION

FUNDING_DEPARTMENT_NAME	JUSTICE, DEPARTMENT OF
ALASKAN_NATIVE_CORPORATION	YES

EXTENT_COMPETED_DESCRIPTION	TYPE_OF_SET_ASIDE_DESCRIPTION	EVALUATED_PREFERENCE	SOLE_SOURCE_CATEGORY	Values	
				SB_Action	SB_\$
COMPETED UNDER SAP	8A COMPETED	No Preference used	NOT SOLE SOURCE	8	1,887,512
	NO SET ASIDE USED.	No Preference used	NOT SOLE SOURCE	10	-7,926,262
	SMALL BUSINESS SET ASIDE - TOTAL	No Preference used	NOT SOLE SOURCE	8	3,079,759
COMPETED UNDER SAP Total				26	-2,958,990
FULL AND OPEN COMPETITION	NO SET ASIDE USED.	No Preference used	NOT SOLE SOURCE	19	15,811,710
FULL AND OPEN COMPETITION Total				19	15,811,710
FULL AND OPEN COMPETITION AFTER	8A COMPETED	No Preference used	NOT SOLE SOURCE	91	27,650,611
	SMALL BUSINESS SET ASIDE - TOTAL	No Preference used	NOT SOLE SOURCE	24	3,138,596
FULL AND OPEN COMPETITION AFTER				115	30,789,206
NOT AVAILABLE FOR COMPETITION	8(A) SOLE SOURCE	No Preference used	SOLE SOURCE	284	80,656,936
	NO SET ASIDE USED.	No Preference used	NOT SOLE SOURCE	7	3,499,190
NOT AVAILABLE FOR COMPETITION Total				291	84,156,126
NOT COMPETED	NO SET ASIDE USED.	No Preference used	NOT SOLE SOURCE	27	1,805,087
NOT COMPETED Total				27	1,805,087
NOT COMPETED UNDER SAP	8(A) SOLE SOURCE	No Preference used	SOLE SOURCE	65	13,077,448
	NO SET ASIDE USED.	No Preference used	NOT SOLE SOURCE	2	-76,648
NOT COMPETED UNDER SAP Total				67	13,000,801
Grand Total				545	142,603,939

Department: JUSTICE, DEPARTMENT OF
 Socio-Economic Category: WOSB_EDWOSB

FUNDING_DEPARTMENT_NAME	JUSTICE, DEPARTMENT OF
WOSB_EDWOSB	YES

EXTENT_COMPETED_DESCRIPTION	TYPE_OF_SET_ASIDE_DESCRIPTION	EVALUATED_PREFERENCE	Values	
			SB_Action	SB_\$
COMPETED UNDER SAP	8A COMPETED	No Preference used	2	1,590,481
	ECONOMICALLY DISADVANTAGED WOMEN OWNED SMALL BUSINESS	No Preference used	5	85,591
	HUBZONE SET-ASIDE	No Preference used	5	181,457
	NO SET ASIDE USED.	No Preference used	1,823	26,877,081
	SERVICE DISABLED VETERAN OWNED SMALL BUSINESS SET-ASIDE	No Preference used	4	95,125
	SMALL BUSINESS SET ASIDE - PARTIAL	No Preference used	73	209,363
	SMALL BUSINESS SET ASIDE - TOTAL	No Preference used	3,433	48,325,580
	WOMEN OWNED SMALL BUSINESS	No Preference used	135	1,743,139
	INDIAN SMALL BUSINESS ECONOMIC ENTERPRISE	No Preference used	1	21,111
COMPETED UNDER SAP Total			5,481	79,128,928
COMPETITIVE DELIVERY ORDER	8A COMPETED	OTHER	1	-58
COMPETITIVE DELIVERY ORDER Total			1	-58
FULL AND OPEN COMPETITION	8(A) SOLE SOURCE	No Preference used	7	96,327
	ECONOMICALLY DISADVANTAGED WOMEN OWNED SMALL BUSINESS	No Preference used	1	3,107
	HUBZONE SET-ASIDE	No Preference used	1	4,948
	HUBZONE SET-ASIDE	OTHER	1	184,578
	NO SET ASIDE USED.	No Preference used	2,633	191,019,946
	SERVICE DISABLED VETERAN OWNED SMALL BUSINESS SET-ASIDE	No Preference used	1	330,180
	SMALL BUSINESS SET ASIDE - PARTIAL	No Preference used	3	69,018
	SMALL BUSINESS SET ASIDE - TOTAL	No Preference used	887	19,489,748
	SMALL BUSINESS SET ASIDE - TOTAL	OTHER	51	3,508,400
	WOMEN OWNED SMALL BUSINESS	No Preference used	32	1,867,127
	WOMEN OWNED SMALL BUSINESS SOLE SOURCE	No Preference used	5	276,500
	ECONOMICALLY DISADVANTAGED WOMEN OWNED SMALL BUSINESS SOLE SOURCE	No Preference used	1	9,564
	NULL	No Preference used	21	3,061,312
	NULL	OTHER	268	6,176,121
FULL AND OPEN COMPETITION Total			3,912	226,096,876
FULL AND OPEN COMPETITION AFTER EXCLUSION OF SOURCES	8(A) SOLE SOURCE	No Preference used	7	1,010,346
	8A COMPETED	No Preference used	78	28,225,257
	ECONOMICALLY DISADVANTAGED WOMEN OWNED SMALL BUSINESS	No Preference used	9	3,954,140
	HUBZONE SET-ASIDE	No Preference used	56	3,594,521
	NO SET ASIDE USED.	No Preference used	6	277,149
	SERVICE DISABLED VETERAN OWNED SMALL BUSINESS SET-ASIDE	No Preference used	12	2,107,360
	SMALL BUSINESS SET ASIDE - PARTIAL	No Preference used	14	4,419,387
	SMALL BUSINESS SET ASIDE - TOTAL	No Preference used	1,021	66,381,981
	WOMEN OWNED SMALL BUSINESS	No Preference used	53	1,477,862
	WOMEN OWNED SMALL BUSINESS SOLE SOURCE	No Preference used	15	39,416
	NULL	No Preference used	3	20,000
FULL AND OPEN COMPETITION AFTER EXCLUSION OF SOURCES Total			1,274	111,507,420
NOT AVAILABLE FOR COMPETITION	8(A) SOLE SOURCE	No Preference used	140	28,052,130
	8(A) SOLE SOURCE	OTHER	5	1,864,151
	HUBZONE SOLE SOURCE	No Preference used	67	327,251
	NO SET ASIDE USED.	No Preference used	29	1,911,089

EXTENT_COMPETED_DESCRIPTION	TYPE_OF_SET_ASIDE_DESCRIPTION	EVALUATED_PREFERENCE	SB_Action	SB_\$
NOT AVAILABLE FOR COMPETITION	WOMEN OWNED SMALL BUSINESS SOLE SOURCE	No Preference used	5	6,688,854
NOT AVAILABLE FOR COMPETITION Total			246	38,843,474
NOT COMPETED	NO SET ASIDE USED.	No Preference used	527	25,824,565
NOT COMPETED Total			527	25,824,565
NOT COMPETED UNDER SAP	8(A) SOLE SOURCE	No Preference used	199	9,721,173
	HUBZONE SOLE SOURCE	No Preference used	9	68,162
	NO SET ASIDE USED.	No Preference used	557	15,916,261
	WOMEN OWNED SMALL BUSINESS SOLE SOURCE	No Preference used	9	193,344
NOT COMPETED UNDER SAP Total			774	25,898,941
NULL	NULL	OTHER	90	30,843
NULL Total			90	30,843
Grand Total			12,305	507,330,989

Department: LABOR, DEPARTMENT OF
 Socio-Economic Category: Small Business

FUNDING_DEPARTMENT_NAME	LABOR, DEPARTMENT OF
-------------------------	----------------------

EXTENT_COMPETED_DESCRIPTION	TYPE_OF_SET_ASIDE_DESCRIPTION	EVALUATED_PREFERENCE	SOLE_SOURCE_CATEGORY	Values	
				SB_Action	SB_\$
COMPETED UNDER SAP	8A COMPETED	No Preference used	NOT SOLE SOURCE	5	4,879
	ECONOMICALLY DISADVANTAGED WOMEN OWNED	No Preference used	NOT SOLE SOURCE	1	0
	HUBZONE SET-ASIDE	No Preference used	NOT SOLE SOURCE	11	189,982
	NO SET ASIDE USED.	No Preference used	NOT SOLE SOURCE	183	1,331,921
	SERVICE DISABLED VETERAN OWNED SMALL BUSINESS	No Preference used	NOT SOLE SOURCE	12	388,979
	SMALL BUSINESS SET ASIDE - PARTIAL	No Preference used	NOT SOLE SOURCE	1	46,251
	SMALL BUSINESS SET ASIDE - TOTAL	No Preference used	NOT SOLE SOURCE	341	5,039,533
	WOMEN OWNED SMALL BUSINESS	No Preference used	NOT SOLE SOURCE	9	758,199
COMPETED UNDER SAP Total				563	7,759,744
COMPETITIVE DELIVERY ORDER	NO SET ASIDE USED.	No Preference used	NOT SOLE SOURCE	7	-81,616
COMPETITIVE DELIVERY ORDER Total				7	-81,616
FOLLOW ON TO COMPETED ACTION	NO SET ASIDE USED.	No Preference used	NOT SOLE SOURCE	2	0
	SMALL BUSINESS SET ASIDE - TOTAL	No Preference used	NOT SOLE SOURCE	3	-6,301
FOLLOW ON TO COMPETED ACTION				5	-6,301
FULL AND OPEN COMPETITION	8(A) SOLE SOURCE	No Preference used	SOLE SOURCE	7	822,907
	8A COMPETED	No Preference used	NOT SOLE SOURCE	5	2,512,343
	ECONOMICALLY DISADVANTAGED WOMEN OWNED	No Preference used	NOT SOLE SOURCE	1	486,064
	HUBZONE SET-ASIDE	No Preference used	NOT SOLE SOURCE	19	7,979,448
	NO SET ASIDE USED.	No Preference used	NOT SOLE SOURCE	906	136,537,344
	SERVICE DISABLED VETERAN OWNED SMALL BUSINESS	No Preference used	NOT SOLE SOURCE	20	561,267
	SMALL BUSINESS SET ASIDE - TOTAL	No Preference used	NOT SOLE SOURCE	247	52,051,298
	SMALL BUSINESS SET ASIDE - TOTAL	OTHER	NOT SOLE SOURCE	14	904,463
	WOMEN OWNED SMALL BUSINESS	No Preference used	NOT SOLE SOURCE	4	192,942
	NULL	OTHER	NOT SOLE SOURCE	60	6,913,149
FULL AND OPEN COMPETITION Total				1,283	208,961,224
FULL AND OPEN COMPETITION	8(A) SOLE SOURCE	No Preference used	SOLE SOURCE	19	6,749,142
	8A COMPETED	No Preference used	NOT SOLE SOURCE	156	45,514,116
	HUBZONE SET-ASIDE	No Preference used	NOT SOLE SOURCE	37	9,823,684
	NO SET ASIDE USED.	No Preference used	NOT SOLE SOURCE	1	-175
	SERVICE DISABLED VETERAN OWNED SMALL BUSINESS	No Preference used	NOT SOLE SOURCE	68	30,655,728
	SMALL BUSINESS SET ASIDE - PARTIAL	No Preference used	NOT SOLE SOURCE	16	223,121
	SMALL BUSINESS SET ASIDE - TOTAL	No Preference used	NOT SOLE SOURCE	808	341,926,825
	WOMEN OWNED SMALL BUSINESS	No Preference used	NOT SOLE SOURCE	15	214,066
	NULL	No Preference used	NOT SOLE SOURCE	1	0
FULL AND OPEN COMPETITION AFTER				1,121	435,106,508
NON-COMPETITIVE DELIVERY ORDER	NO SET ASIDE USED.	No Preference used	NOT SOLE SOURCE	3	0
	NULL	No Preference used	NOT SOLE SOURCE	2	-72
NON-COMPETITIVE DELIVERY ORDER				5	-73
NOT AVAILABLE FOR COMPETITION	8(A) SOLE SOURCE	No Preference used	SOLE SOURCE	429	53,329,117
	8(A) SOLE SOURCE	OTHER	SOLE SOURCE	3	119,713
	HUBZONE SOLE SOURCE	No Preference used	SOLE SOURCE	3	269,558
	NO SET ASIDE USED.	No Preference used	NOT SOLE SOURCE	91	25,263,645
	SDVOSB SOLE SOURCE	No Preference used	SOLE SOURCE	12	1,386,509
	SMALL BUSINESS SET ASIDE - TOTAL	No Preference used	NOT SOLE SOURCE	6	1,019,060
	WOMEN OWNED SMALL BUSINESS SOLE SOURCE	No Preference used	WOSB_SS_Non_MFG	7	3,523,829
NOT AVAILABLE FOR COMPETITION				551	84,911,432
NOT COMPETED	NO SET ASIDE USED.	No Preference used	NOT SOLE SOURCE	321	73,070,616
	SMALL BUSINESS SET ASIDE - TOTAL	No Preference used	NOT SOLE SOURCE	1	-1
	NULL	No Preference used	NOT SOLE SOURCE	2	-32,032
NOT COMPETED Total				324	73,038,583
NOT COMPETED UNDER SAP	8(A) SOLE SOURCE	No Preference used	SOLE SOURCE	48	1,687,641
	NO SET ASIDE USED.	No Preference used	NOT SOLE SOURCE	147	3,097,451
	SDVOSB SOLE SOURCE	No Preference used	SOLE SOURCE	2	68,780
	WOMEN OWNED SMALL BUSINESS SOLE SOURCE	No Preference used	WOSB_SS_Non_MFG	3	27,484
	NULL	No Preference used	NOT SOLE SOURCE	2	-6,622
NOT COMPETED UNDER SAP Total				202	4,874,734
NULL	NO SET ASIDE USED.	No Preference used	NOT SOLE SOURCE	2	-5,133
	NULL	OTHER	NOT SOLE SOURCE	15	0
NULL Total				17	-5,133
Grand Total				4,078	814,559,102

Department: LABOR, DEPARTMENT OF
 Socio-Economic Category: SRDVOB_FLAG

FUNDING_DEPARTMENT_NAME	LABOR, DEPARTMENT OF
SRDVOB_FLAG	YES

EXTENT_COMPETED_DESCRIPTION	TYPE_OF_SET_ASIDE_DESCRIPTION	EVALUATED_PREFERENCE	SOLE_SOURCE_CATEGORY	Values	
				SB_Action	SB_ \$
COMPETED UNDER SAP	8A COMPETED	No Preference used	NOT SOLE SOURCE	1	(126)
	NO SET ASIDE USED.	No Preference used	NOT SOLE SOURCE	8	228,091
	SERVICE DISABLED VETERAN OWNED SMALL BUSINESS	No Preference used	NOT SOLE SOURCE	12	388,979
	SMALL BUSINESS SET ASIDE - TOTAL	No Preference used	NOT SOLE SOURCE	11	172,223
COMPETED UNDER SAP Total				32	789,167
FULL AND OPEN COMPETITION	HUBZONE SET-ASIDE	No Preference used	NOT SOLE SOURCE	7	58,688
	NO SET ASIDE USED.	No Preference used	NOT SOLE SOURCE	93	19,913,340
	SERVICE DISABLED VETERAN OWNED SMALL BUSINESS	No Preference used	NOT SOLE SOURCE	19	561,336
	SMALL BUSINESS SET ASIDE - TOTAL	No Preference used	NOT SOLE SOURCE	34	2,231,119
FULL AND OPEN COMPETITION Total				153	22,764,482
FULL AND OPEN COMPETITION	8(A) SOLE SOURCE	No Preference used	SOLE SOURCE	1	-
	8A COMPETED	No Preference used	NOT SOLE SOURCE	11	1,083,454
	HUBZONE SET-ASIDE	No Preference used	NOT SOLE SOURCE	1	33,010
	SERVICE DISABLED VETERAN OWNED SMALL BUSINESS	No Preference used	NOT SOLE SOURCE	68	30,655,728
	SMALL BUSINESS SET ASIDE - TOTAL	No Preference used	NOT SOLE SOURCE	28	13,699,466
FULL AND OPEN COMPETITION AFTER				109	45,471,657
NON-COMPETITIVE DELIVERY ORDER	NO SET ASIDE USED.	No Preference used	NOT SOLE SOURCE	1	-
NON-COMPETITIVE DELIVERY ORDER				1	-
NOT AVAILABLE FOR COMPETITION	8(A) SOLE SOURCE	No Preference used	SOLE SOURCE	71	9,735,044
	HUBZONE SOLE SOURCE	No Preference used	SOLE SOURCE	1	162,672
	NO SET ASIDE USED.	No Preference used	NOT SOLE SOURCE	11	1,192,448
	SDVOSB SOLE SOURCE	No Preference used	SOLE SOURCE	12	1,386,509
NOT AVAILABLE FOR COMPETITION				95	12,476,673
NOT COMPETED	NO SET ASIDE USED.	No Preference used	NOT SOLE SOURCE	30	17,506,036
NOT COMPETED Total				30	17,506,036
NOT COMPETED UNDER SAP	8(A) SOLE SOURCE	No Preference used	SOLE SOURCE	2	43,989
	NO SET ASIDE USED.	No Preference used	NOT SOLE SOURCE	7	624,440
	SDVOSB SOLE SOURCE	No Preference used	SOLE SOURCE	2	68,780
NOT COMPETED UNDER SAP Total				11	737,209
Grand Total				431	99,745,225

Department: LABOR, DEPARTMENT OF
 Socio-Economic Category: HubZone_FLAG

FUNDING_DEPARTMENT_NAME	LABOR, DEPARTMENT OF
HubZone_FLAG	YES

EXTENT_COMPETED_DESCRIPTION	TYPE_OF_SET_ASIDE_DESCRIPTION	EVALUATED_PREFERENCE	SOLE_SOURCE_CATEGORY	Values	
				SB_Action	SB_\$
COMPETED UNDER SAP	HUBZONE SET-ASIDE	No Preference used	NOT SOLE SOURCE	11	189,982
	NO SET ASIDE USED.	No Preference used	NOT SOLE SOURCE	13	543,432
	SMALL BUSINESS SET ASIDE - TOTAL	No Preference used	NOT SOLE SOURCE	25	233,555
COMPETED UNDER SAP Total				49	966,969
FULL AND OPEN COMPETITION	HUBZONE SET-ASIDE	No Preference used	NOT SOLE SOURCE	19	7,979,448
	NO SET ASIDE USED.	No Preference used	NOT SOLE SOURCE	43	15,308,258
	SERVICE DISABLED VETERAN OWNED SMALL BUSINESS	No Preference used	NOT SOLE SOURCE	2	0
	SMALL BUSINESS SET ASIDE - TOTAL	No Preference used	NOT SOLE SOURCE	10	260,263
	SMALL BUSINESS SET ASIDE - TOTAL	OTHER	NOT SOLE SOURCE	1	5,481
	NULL	OTHER	NOT SOLE SOURCE	4	7,918
FULL AND OPEN COMPETITION Total				79	23,561,369
FULL AND OPEN COMPETITION	8A COMPETED	No Preference used	NOT SOLE SOURCE	6	-140,996
	HUBZONE SET-ASIDE	No Preference used	NOT SOLE SOURCE	37	9,823,684
	SERVICE DISABLED VETERAN OWNED SMALL BUSINESS	No Preference used	NOT SOLE SOURCE	1	28,000
	SMALL BUSINESS SET ASIDE - TOTAL	No Preference used	NOT SOLE SOURCE	63	11,323,104
FULL AND OPEN COMPETITION AFTER				107	21,033,791
NOT AVAILABLE FOR COMPETITION	8(A) SOLE SOURCE	No Preference used	SOLE SOURCE	68	8,160,099
	HUBZONE SOLE SOURCE	No Preference used	SOLE SOURCE	3	269,558
	NO SET ASIDE USED.	No Preference used	NOT SOLE SOURCE	1	0
	SDVOSB SOLE SOURCE	No Preference used	SOLE SOURCE	3	416,544
NOT AVAILABLE FOR COMPETITION Total				75	8,846,201
NOT COMPETED	NO SET ASIDE USED.	No Preference used	NOT SOLE SOURCE	17	12,236,441
NOT COMPETED Total				17	12,236,441
NOT COMPETED UNDER SAP	8(A) SOLE SOURCE	No Preference used	SOLE SOURCE	7	324,800
	NO SET ASIDE USED.	No Preference used	NOT SOLE SOURCE	6	660,978
NOT COMPETED UNDER SAP Total				13	985,778
Grand Total				340	67,630,548

Department: LABOR, DEPARTMENT OF
Socio-Economic Category: SDB

FUNDING_DEPARTMENT_NAME	LABOR, DEPARTMENT OF
SDB	YES

EXTENT_COMPETED_DESCRIPTION	TYPE_OF_SET_ASIDE_DESCRIPTION	EVALUATED_PREFERENCE	SOLE_SOURCE_CATEGORY	Values	
				SB_Action	SB_\$
COMPETED UNDER SAP	8A COMPETED	No Preference used	NOT SOLE SOURCE	5	4,879
	HUBZONE SET-ASIDE	No Preference used	NOT SOLE SOURCE	6	124,025
	NO SET ASIDE USED.	No Preference used	NOT SOLE SOURCE	22	24,815
	SMALL BUSINESS SET ASIDE - PARTIAL	No Preference used	NOT SOLE SOURCE	1	46,251
	SMALL BUSINESS SET ASIDE - TOTAL	No Preference used	NOT SOLE SOURCE	103	2,027,962
	WOMEN OWNED SMALL BUSINESS	No Preference used	NOT SOLE SOURCE	7	758,199
COMPETED UNDER SAP Total				144	2,986,130
COMPETITIVE DELIVERY ORDER	NO SET ASIDE USED.	No Preference used	NOT SOLE SOURCE	3	-81,606
COMPETITIVE DELIVERY ORDER Total				3	-81,606
FULL AND OPEN COMPETITION	8(A) SOLE SOURCE	No Preference used	SOLE SOURCE	7	822,907
	8A COMPETED	No Preference used	NOT SOLE SOURCE	5	2,512,343
	ECONOMICALLY DISADVANTAGED WOMEN OWNED SMALL BUSINESS	No Preference used	NOT SOLE SOURCE	1	486,064
	HUBZONE SET-ASIDE	No Preference used	NOT SOLE SOURCE	16	6,791,669
	NO SET ASIDE USED.	No Preference used	NOT SOLE SOURCE	249	55,033,433
	SERVICE DISABLED VETERAN OWNED SMALL BUSINESS SET-ASIDE	No Preference used	NOT SOLE SOURCE	3	-69
	SMALL BUSINESS SET ASIDE - TOTAL	No Preference used	NOT SOLE SOURCE	60	7,821,746
	SMALL BUSINESS SET ASIDE - TOTAL	OTHER	NOT SOLE SOURCE	5	366,955
	WOMEN OWNED SMALL BUSINESS	No Preference used	NOT SOLE SOURCE	1	50,000
	NULL	OTHER	NOT SOLE SOURCE	9	84,101
FULL AND OPEN COMPETITION Total				356	73,969,148
FULL AND OPEN COMPETITION AFTER EXCLUSION OF SOURCES	8(A) SOLE SOURCE	No Preference used	SOLE SOURCE	19	6,749,142
	8A COMPETED	No Preference used	NOT SOLE SOURCE	156	45,514,116
	HUBZONE SET-ASIDE	No Preference used	NOT SOLE SOURCE	23	5,847,223
	SERVICE DISABLED VETERAN OWNED SMALL BUSINESS SET-ASIDE	No Preference used	NOT SOLE SOURCE	27	15,391,722
	SMALL BUSINESS SET ASIDE - PARTIAL	No Preference used	NOT SOLE SOURCE	1	0
	SMALL BUSINESS SET ASIDE - TOTAL	No Preference used	NOT SOLE SOURCE	407	206,584,310
	WOMEN OWNED SMALL BUSINESS	No Preference used	NOT SOLE SOURCE	10	176,157
FULL AND OPEN COMPETITION AFTER EXCLUSION OF SOURCES Total				643	280,262,670
NOT AVAILABLE FOR COMPETITION	8(A) SOLE SOURCE	No Preference used	SOLE SOURCE	429	53,329,117
	8(A) SOLE SOURCE	OTHER	SOLE SOURCE	3	119,713
	HUBZONE SOLE SOURCE	No Preference used	SOLE SOURCE	2	106,886
	NO SET ASIDE USED.	No Preference used	NOT SOLE SOURCE	51	23,428,644
	SDVO SB SOLE SOURCE	No Preference used	SOLE SOURCE	9	1,279,359
	SMALL BUSINESS SET ASIDE - TOTAL	No Preference used	NOT SOLE SOURCE	5	1,020,367
	WOMEN OWNED SMALL BUSINESS SOLE SOURCE	No Preference used	WOSB_SS_Non_MFG	6	3,106,454
NOT AVAILABLE FOR COMPETITION Total				505	82,390,539
NOT COMPETED	NO SET ASIDE USED.	No Preference used	NOT SOLE SOURCE	131	57,277,103
NOT COMPETED Total				131	57,277,103
NOT COMPETED UNDER SAP	8(A) SOLE SOURCE	No Preference used	SOLE SOURCE	48	1,687,641
	NO SET ASIDE USED.	No Preference used	NOT SOLE SOURCE	56	2,423,493
	SDVO SB SOLE SOURCE	No Preference used	SOLE SOURCE	1	4,780
	WOMEN OWNED SMALL BUSINESS SOLE SOURCE	No Preference used	WOSB_SS_Non_MFG	2	0
	NULL	No Preference used	NOT SOLE SOURCE	2	-6,622
NOT COMPETED UNDER SAP Total				109	4,109,292
NULL	NULL	OTHER	NOT SOLE SOURCE	4	0
NULL Total				4	0
Grand Total				1,895	500,913,276

Department: LABOR, DEPARTMENT OF
 Socio-Economic Category: INDIAN_TRIBE

FUNDING_DEPARTMENT_NAME	LABOR, DEPARTMENT OF
INDIAN_TRIBE	YES

EXTENT_COMPETED_DESCRIPTION	TYPE_OF_SET_ASIDE_DESCRIPTION	EVALUATED_PREFERENCE	SOLE_SOURCE_CATEGORY	Values	
				SB_Action	SB_\$\$
COMPETED UNDER SAP	SMALL BUSINESS SET ASIDE - TOTAL	No Preference used	NOT SOLE SOURCE	1	6,804
COMPETED UNDER SAP Total				1	6,804
FULL AND OPEN COMPETITION AFTER EXCLUSION OF SOURCES	8A COMPETED	No Preference used	NOT SOLE SOURCE	4	251,339
FULL AND OPEN COMPETITION AFTER EXCLUSION OF SOURCES Total				4	251,339
NOT AVAILABLE FOR COMPETITION	8(A) SOLE SOURCE	No Preference used	SOLE SOURCE	19	481,733
	NO SET ASIDE USED.	No Preference used	NOT SOLE SOURCE	2	19,994
NOT AVAILABLE FOR COMPETITION Total				21	501,726
NOT COMPETED	NO SET ASIDE USED.	No Preference used	NOT SOLE SOURCE	1	6,886
NOT COMPETED Total				1	6,886
Grand Total				27	766,755

Department: LABOR, DEPARTMENT OF
 Socio-Economic Category: NATIVE_HAWAIIAN_ORGANIZATION

FUNDING_DEPARTMENT_NAME	LABOR, DEPARTMENT OF
NATIVE_HAWAIIAN_ORGANIZATION	YES

EXTENT_COMPETED_DESCRIPTION	TYPE_OF_SET_ASIDE_DESCRIPTION	EVALUATED_PREFERENCE	SOLE_SOURCE_CATEGORY	Values	
				SB_Action	SB_\$
Grand Total					

Department: LABOR, DEPARTMENT OF
 Socio-Economic Category: ALASKAN_NATIVE_CORPORATION

FUNDING_DEPARTMENT_NAME	LABOR, DEPARTMENT OF
ALASKAN_NATIVE_CORPORATION	YES

EXTENT_COMPETED_DESCRIPTION	TYPE_OF_SET_ASIDE_DESCRIPTION	EVALUATED_PREFERENCE	SOLE_SOURCE_CATEGORY	Values	
				SB_Action	SB_\$
COMPETED UNDER SAP	SMALL BUSINESS SET ASIDE - TOTAL	No Preference used	NOT SOLE SOURCE	1	0
COMPETED UNDER SAP Total				1	0
FULL AND OPEN COMPETITION AFTER	8A COMPETED	No Preference used	NOT SOLE SOURCE	20	18,601,965
	SMALL BUSINESS SET ASIDE - TOTAL	No Preference used	NOT SOLE SOURCE	55	66,979,178
FULL AND OPEN COMPETITION AFTER				75	85,581,143
NOT AVAILABLE FOR COMPETITION	8(A) SOLE SOURCE	No Preference used	SOLE SOURCE	47	13,932,200
	NO SET ASIDE USED.	No Preference used	NOT SOLE SOURCE	13	20,259,361
NOT AVAILABLE FOR COMPETITION Total				60	34,191,561
NOT COMPETED	NO SET ASIDE USED.	No Preference used	NOT SOLE SOURCE	20	33,299,951
NOT COMPETED Total				20	33,299,951
NOT COMPETED UNDER SAP	8(A) SOLE SOURCE	No Preference used	SOLE SOURCE	6	-31,151
	NO SET ASIDE USED.	No Preference used	NOT SOLE SOURCE	1	65,033
NOT COMPETED UNDER SAP Total				7	33,882
Grand Total				163	153,106,538

Department: LABOR, DEPARTMENT OF
Socio-Economic Category: WOSB_EDWOSB

FUNDING_DEPARTMENT_NAME	LABOR, DEPARTMENT OF
WOSB_EDWOSB	YES

EXTENT_COMPETED_DESCRIPTION	TYPE_OF_SET_ASIDE_DESCRIPTION	EVALUATED_PREFERENCE	Values	
			SB_Action	SB_\$
COMPETED UNDER SAP	ECONOMICALLY DISADVANTAGED WOMEN OWNED SMALL BUSINESS	No Preference used	1	0
	HUBZONE SET-ASIDE	No Preference used	4	119,869
	NO SET ASIDE USED.	No Preference used	26	-30,708
	SMALL BUSINESS SET ASIDE - TOTAL	No Preference used	110	2,456,168
	WOMEN OWNED SMALL BUSINESS	No Preference used	9	758,199
COMPETED UNDER SAP Total			150	3,303,528
COMPETITIVE DELIVERY ORDER	NO SET ASIDE USED.	No Preference used	1	-11,180
COMPETITIVE DELIVERY ORDER Total			1	-11,180
FOLLOW ON TO COMPETED ACTION	SMALL BUSINESS SET ASIDE - TOTAL	No Preference used	2	-3,507
FOLLOW ON TO COMPETED ACTION Total			2	-3,507
FULL AND OPEN COMPETITION	8A COMPETED	No Preference used	5	2,512,343
	ECONOMICALLY DISADVANTAGED WOMEN OWNED SMALL BUSINESS	No Preference used	1	486,064
	HUBZONE SET-ASIDE	No Preference used	1	1,187,779
	NO SET ASIDE USED.	No Preference used	196	30,979,580
	SERVICE DISABLED VETERAN OWNED SMALL BUSINESS SET-ASIDE	No Preference used	3	-69
	SMALL BUSINESS SET ASIDE - TOTAL	No Preference used	96	37,648,147
	SMALL BUSINESS SET ASIDE - TOTAL	OTHER	7	366,955
	WOMEN OWNED SMALL BUSINESS	No Preference used	4	192,942
	NULL	OTHER	8	11,406
FULL AND OPEN COMPETITION Total			321	73,385,148
FULL AND OPEN COMPETITION AFTER EXCLUSION OF SOURCES	8(A) SOLE SOURCE	No Preference used	1	0
	8A COMPETED	No Preference used	64	18,144,902
	HUBZONE SET-ASIDE	No Preference used	6	109,746
	SMALL BUSINESS SET ASIDE - PARTIAL	No Preference used	2	0
	SMALL BUSINESS SET ASIDE - TOTAL	No Preference used	404	182,463,459
	WOMEN OWNED SMALL BUSINESS	No Preference used	15	214,066
FULL AND OPEN COMPETITION AFTER EXCLUSION OF SOURCES Total			492	200,932,174
NON-COMPETITIVE DELIVERY ORDER	NO SET ASIDE USED.	No Preference used	2	0
NON-COMPETITIVE DELIVERY ORDER Total			2	0
NOT AVAILABLE FOR COMPETITION	8(A) SOLE SOURCE	No Preference used	149	16,274,595
	8(A) SOLE SOURCE	OTHER	1	0
	NO SET ASIDE USED.	No Preference used	22	1,578,270
	SMALL BUSINESS SET ASIDE - TOTAL	No Preference used	6	1,019,060
	WOMEN OWNED SMALL BUSINESS SOLE SOURCE	No Preference used	7	3,523,829
NOT AVAILABLE FOR COMPETITION Total			185	22,395,754
NOT COMPETED	NO SET ASIDE USED.	No Preference used	51	7,185,184
	SMALL BUSINESS SET ASIDE - TOTAL	No Preference used	1	-1
NOT COMPETED Total			52	7,185,183
NOT COMPETED UNDER SAP	8(A) SOLE SOURCE	No Preference used	11	139,640
	NO SET ASIDE USED.	No Preference used	32	981,936
	WOMEN OWNED SMALL BUSINESS SOLE SOURCE	No Preference used	3	27,484
	NULL	No Preference used	2	-6,622
NOT COMPETED UNDER SAP Total			48	1,142,437
NULL	NO SET ASIDE USED.	No Preference used	2	-5,133

EXTENT_COMPETED_DESCRIPTION	TYPE_OF_SET_ASIDE_DESCRIPTION	EVALUATED_PREFERENCE	SB_Action	SB_\$
NULL	NULL	OTHER	5	0
NULL Total			7	-5,133
Grand Total			1,260	308,324,404

Department: TRANSPORTATION, DEPARTMENT OF
 Socio-Economic Category: Small Business

FUNDING_DEPARTMENT_NAME	TRANSPORTATION, DEPARTMENT OF
-------------------------	-------------------------------

EXTENT_COMPETED_DESCRIPTION	TYPE_OF_SET_ASIDE_DESCRIPTION	EVALUATED_PREFERENCE	SOLE_SOURCE_CATEGORY	Values	
				SB_Action	SB_\$
COMPETED UNDER SAP	8A COMPETED	No Preference used	NOT SOLE SOURCE	14	2,274,790
	ECONOMICALLY DISADVANTAGED WOMEN OWNED	No Preference used	NOT SOLE SOURCE	3	33,990
	HUBZONE SET-ASIDE	No Preference used	NOT SOLE SOURCE	1	296,380
	NO SET ASIDE USED.	No Preference used	NOT SOLE SOURCE	366	17,148,916
	SERVICE DISABLED VETERAN OWNED SMALL BUSINESS	No Preference used	NOT SOLE SOURCE	1	7,236
	SMALL BUSINESS SET ASIDE - TOTAL	No Preference used	NOT SOLE SOURCE	473	17,972,944
	WOMEN OWNED SMALL BUSINESS	No Preference used	NOT SOLE SOURCE	12	901,339
COMPETED UNDER SAP Total				870	38,635,596
COMPETITIVE DELIVERY ORDER	8A COMPETED	No Preference used	NOT SOLE SOURCE	1	-370,372
	NO SET ASIDE USED.	No Preference used	NOT SOLE SOURCE	6	-7,052
	SMALL BUSINESS SET ASIDE - TOTAL	No Preference used	NOT SOLE SOURCE	2	-257,532
	NULL	OTHER	NOT SOLE SOURCE	1	-17,848
COMPETITIVE DELIVERY ORDER Total				10	-652,805
FULL AND OPEN COMPETITION	8(A) SOLE SOURCE	No Preference used	SOLE SOURCE	10	1,065,714
	8(A) SOLE SOURCE	OTHER	SOLE SOURCE	1	40,000
	8A COMPETED	No Preference used	NOT SOLE SOURCE	11	5,003,582
	8A COMPETED	OTHER	NOT SOLE SOURCE	1	-12,687
	NO SET ASIDE USED.	HUBZone Price Evaluation Preference	NOT SOLE SOURCE	9	6,406,884
	NO SET ASIDE USED.	No Preference used	NOT SOLE SOURCE	1,840	311,615,165
	SERVICE DISABLED VETERAN OWNED SMALL BUSINESS	No Preference used	NOT SOLE SOURCE	1	0
	SMALL BUSINESS SET ASIDE - PARTIAL	No Preference used	NOT SOLE SOURCE	1	0
	SMALL BUSINESS SET ASIDE - TOTAL	No Preference used	NOT SOLE SOURCE	147	23,155,519
	SMALL BUSINESS SET ASIDE - TOTAL	OTHER	NOT SOLE SOURCE	8	473,850
	WOMEN OWNED SMALL BUSINESS	No Preference used	NOT SOLE SOURCE	5	165,023
	NULL	No Preference used	NOT SOLE SOURCE	7	184,215
	NULL	OTHER	NOT SOLE SOURCE	118	3,260,447
FULL AND OPEN COMPETITION Total				2,159	351,357,712
FULL AND OPEN COMPETITION	8(A) SOLE SOURCE	No Preference used	SOLE SOURCE	13	2,077,883
	8A COMPETED	No Preference used	NOT SOLE SOURCE	515	165,406,597
	HUBZONE SET-ASIDE	No Preference used	NOT SOLE SOURCE	84	20,007,007
	NO SET ASIDE USED.	No Preference used	NOT SOLE SOURCE	11	1,502,866
	SERVICE DISABLED VETERAN OWNED SMALL BUSINESS	No Preference used	NOT SOLE SOURCE	94	6,918,706
	SMALL BUSINESS SET ASIDE - PARTIAL	No Preference used	NOT SOLE SOURCE	7	1,853,940
	SMALL BUSINESS SET ASIDE - TOTAL	No Preference used	NOT SOLE SOURCE	1,129	191,569,834
	WOMEN OWNED SMALL BUSINESS	No Preference used	NOT SOLE SOURCE	24	2,514,495
	NULL	No Preference used	NOT SOLE SOURCE	6	491,271
FULL AND OPEN COMPETITION AFTER				1,883	392,342,599
NON-COMPETITIVE DELIVERY ORDER	8(A) SOLE SOURCE	No Preference used	SOLE SOURCE	1	-9
	8A COMPETED	No Preference used	NOT SOLE SOURCE	1	-33,282
	NO SET ASIDE USED.	No Preference used	NOT SOLE SOURCE	2	-2,210
	SMALL BUSINESS SET ASIDE - TOTAL	No Preference used	NOT SOLE SOURCE	2	-150,958
	NULL	No Preference used	NOT SOLE SOURCE	4	-13,076
NON-COMPETITIVE DELIVERY ORDER				10	-199,534
NOT AVAILABLE FOR COMPETITION	8(A) SOLE SOURCE	No Preference used	SOLE SOURCE	468	40,566,582
	8(A) SOLE SOURCE	OTHER	SOLE SOURCE	2	60,570
	NO SET ASIDE USED.	No Preference used	NOT SOLE SOURCE	27	1,809,755
	SERVICE DISABLED VETERAN OWNED SMALL BUSINESS	No Preference used	NOT SOLE SOURCE	2	0
	SMALL BUSINESS SET ASIDE - TOTAL	OTHER	NOT SOLE SOURCE	1	46,433
	WOMEN OWNED SMALL BUSINESS SOLE SOURCE	No Preference used	WOSB_SS_Non_MFG	1	288,163
	NULL	OTHER	NOT SOLE SOURCE	2	0
NOT AVAILABLE FOR COMPETITION				503	42,771,502
NOT COMPETED	NO SET ASIDE USED.	No Preference used	NOT SOLE SOURCE	351	12,380,077
	NULL	OTHER	NOT SOLE SOURCE	3	-1,160
NOT COMPETED Total				354	12,378,917
NOT COMPETED UNDER SAP	8(A) SOLE SOURCE	No Preference used	SOLE SOURCE	114	8,909,406
	HUBZONE SOLE SOURCE	No Preference used	SOLE SOURCE	1	98,400
	NO SET ASIDE USED.	No Preference used	NOT SOLE SOURCE	398	20,921,967
	SDVOSB SOLE SOURCE	No Preference used	SOLE SOURCE	14	639,277
NOT COMPETED UNDER SAP Total				527	30,569,050
NULL	8(A) SOLE SOURCE	No Preference used	SOLE SOURCE	1	-8,978
	8A COMPETED	No Preference used	NOT SOLE SOURCE	1	-199,742
	NO SET ASIDE USED.	No Preference used	NOT SOLE SOURCE	8	0
	NO SET ASIDE USED.	OTHER	NOT SOLE SOURCE	2	134,681
	SMALL BUSINESS SET ASIDE - TOTAL	No Preference used	NOT SOLE SOURCE	2	0

EXTENT_COMPETED_DESCRIPTION	TYPE_OF_SET_ASIDE_DESCRIPTION	EVALUATED_PREFERENCE	SOLE_SOURCE_CATEGORY	SB_Action	SB_
NULL	NULL	No Preference used	NOT SOLE SOURCE	2	-13,916
	NULL	OTHER	NOT SOLE SOURCE	95	129,528
NULL Total				111	41,572
Grand Total				6,427	867,244,611

Department: TRANSPORTATION, DEPARTMENT OF
 Socio-Economic Category: SRDVOB_FLAG

FUNDING_DEPARTMENT_NAME	TRANSPORTATION, DEPARTMENT OF
SRDVOB_FLAG	YES

EXTENT_COMPETED_DESCRIPTION	TYPE_OF_SET_ASIDE_DESCRIPTION	EVALUATED_PREFERENCE	SOLE_SOURCE_CATEGORY	Values	
				SB_Action	SB_ \$
COMPETED UNDER SAP	NO SET ASIDE USED.	No Preference used	NOT SOLE SOURCE	14	1,709,634
	SERVICE DISABLED VETERAN OWNED SMALL BUSINESS	No Preference used	NOT SOLE SOURCE	1	7,236
	SMALL BUSINESS SET ASIDE - TOTAL	No Preference used	NOT SOLE SOURCE	21	740,289
COMPETED UNDER SAP Total				36	2,457,159
FULL AND OPEN COMPETITION	NO SET ASIDE USED.	No Preference used	NOT SOLE SOURCE	174	13,162,731
	SERVICE DISABLED VETERAN OWNED SMALL BUSINESS	No Preference used	NOT SOLE SOURCE	1	-
	SMALL BUSINESS SET ASIDE - TOTAL	No Preference used	NOT SOLE SOURCE	46	790,627
FULL AND OPEN COMPETITION Total				221	13,953,358
FULL AND OPEN COMPETITION	8A COMPETED	No Preference used	NOT SOLE SOURCE	76	5,722,075
	HUBZONE SET-ASIDE	No Preference used	NOT SOLE SOURCE	3	28,592
	SERVICE DISABLED VETERAN OWNED SMALL BUSINESS	No Preference used	NOT SOLE SOURCE	94	6,918,706
	SMALL BUSINESS SET ASIDE - PARTIAL	No Preference used	NOT SOLE SOURCE	1	(2,500)
	SMALL BUSINESS SET ASIDE - TOTAL	No Preference used	NOT SOLE SOURCE	152	10,764,395
	WOMEN OWNED SMALL BUSINESS	No Preference used	NOT SOLE SOURCE	2	1,630,170
FULL AND OPEN COMPETITION AFTER				328	25,061,439
NOT AVAILABLE FOR COMPETITION	8(A) SOLE SOURCE	No Preference used	SOLE SOURCE	51	4,656,909
	NO SET ASIDE USED.	No Preference used	NOT SOLE SOURCE	5	957,800
	SERVICE DISABLED VETERAN OWNED SMALL BUSINESS	No Preference used	NOT SOLE SOURCE	2	-
NOT AVAILABLE FOR COMPETITION				58	5,614,709
NOT COMPETED	NO SET ASIDE USED.	No Preference used	NOT SOLE SOURCE	11	1,172,412
NOT COMPETED Total				11	1,172,412
NOT COMPETED UNDER SAP	8(A) SOLE SOURCE	No Preference used	SOLE SOURCE	11	3,328,973
	NO SET ASIDE USED.	No Preference used	NOT SOLE SOURCE	53	2,150,050
	SDVOSB SOLE SOURCE	No Preference used	SOLE SOURCE	14	639,277
NOT COMPETED UNDER SAP Total				78	6,118,300
NULL	NO SET ASIDE USED.	No Preference used	NOT SOLE SOURCE	1	-
	NULL	OTHER	NOT SOLE SOURCE	6	-
NULL Total				7	-
Grand Total				739	54,377,377

Department: TRANSPORTATION, DEPARTMENT OF
 Socio-Economic Category: HubZone_FLAG

FUNDING_DEPARTMENT_NAME	TRANSPORTATION, DEPARTMENT OF
HubZone_FLAG	YES

EXTENT_COMPETED_DESCRIPTION	TYPE_OF_SET_ASIDE_DESCRIPTION	EVALUATED_PREFERENCE	SOLE_SOURCE_CATEGORY	Values	
				SB_Action	SB_\$
COMPETED UNDER SAP	8A COMPETED	No Preference used	NOT SOLE SOURCE	3	196,299
	HUBZONE SET-ASIDE	No Preference used	NOT SOLE SOURCE	1	296,380
	NO SET ASIDE USED.	No Preference used	NOT SOLE SOURCE	9	495,340
	SMALL BUSINESS SET ASIDE - TOTAL	No Preference used	NOT SOLE SOURCE	8	311,167
COMPETED UNDER SAP Total				21	1,299,186
FULL AND OPEN COMPETITION	8(A) SOLE SOURCE	No Preference used	SOLE SOURCE	1	45,573
	NO SET ASIDE USED.	HUBZone Price Evaluation Preference	NOT SOLE SOURCE	9	6,406,884
	NO SET ASIDE USED.	No Preference used	NOT SOLE SOURCE	167	5,340,672
	SMALL BUSINESS SET ASIDE - TOTAL	No Preference used	NOT SOLE SOURCE	4	3,259,582
	SMALL BUSINESS SET ASIDE - TOTAL	OTHER	NOT SOLE SOURCE	1	58,094
FULL AND OPEN COMPETITION Total				182	15,110,805
FULL AND OPEN COMPETITION	8A COMPETED	No Preference used	NOT SOLE SOURCE	2	30,474
	HUBZONE SET-ASIDE	No Preference used	NOT SOLE SOURCE	84	20,007,007
	SMALL BUSINESS SET ASIDE - TOTAL	No Preference used	NOT SOLE SOURCE	50	19,795,413
FULL AND OPEN COMPETITION AFTER				136	39,832,894
NOT AVAILABLE FOR COMPETITION	8(A) SOLE SOURCE	No Preference used	SOLE SOURCE	45	5,960,544
	NO SET ASIDE USED.	No Preference used	NOT SOLE SOURCE	4	1,417,100
NOT AVAILABLE FOR COMPETITION				49	7,377,644
NOT COMPETED	NO SET ASIDE USED.	No Preference used	NOT SOLE SOURCE	7	652,153
NOT COMPETED Total				7	652,153
NOT COMPETED UNDER SAP	8(A) SOLE SOURCE	No Preference used	SOLE SOURCE	9	113,292
	HUBZONE SOLE SOURCE	No Preference used	SOLE SOURCE	1	98,400
	NO SET ASIDE USED.	No Preference used	NOT SOLE SOURCE	3	214,874
NOT COMPETED UNDER SAP Total				13	426,566
NULL	NULL	OTHER	NOT SOLE SOURCE	2	0
NULL Total				2	0
Grand Total				410	64,699,248

Department: TRANSPORTATION, DEPARTMENT OF
Socio-Economic Category: SDB

FUNDING_DEPARTMENT_NAME	TRANSPORTATION, DEPARTMENT OF
SDB	YES

EXTENT_COMPETED_DESCRIPTION	TYPE_OF_SET_ASIDE_DESCRIPTION	EVALUATED_PREFERENCE	SOLE_SOURCE_CATEGORY	Values	
				SB_Action	SB_\$
COMPETED UNDER SAP	8A COMPETED	No Preference used	NOT SOLE SOURCE	14	2,274,790
	ECONOMICALLY DISADVANTAGED WOMEN OWNED SMALL BUSINESS	No Preference used	NOT SOLE SOURCE	3	33,990
	HUBZONE SET-ASIDE	No Preference used	NOT SOLE SOURCE	1	296,380
	NO SET ASIDE USED.	No Preference used	NOT SOLE SOURCE	90	3,147,703
	SMALL BUSINESS SET ASIDE - TOTAL	No Preference used	NOT SOLE SOURCE	133	3,863,142
	WOMEN OWNED SMALL BUSINESS	No Preference used	NOT SOLE SOURCE	9	392,124
COMPETED UNDER SAP Total				250	10,008,130
COMPETITIVE DELIVERY ORDER	8A COMPETED	No Preference used	NOT SOLE SOURCE	1	-370,372
	NO SET ASIDE USED.	No Preference used	NOT SOLE SOURCE	1	-239
COMPETITIVE DELIVERY ORDER Total				2	-370,611
FULL AND OPEN COMPETITION	8(A) SOLE SOURCE	No Preference used	SOLE SOURCE	10	1,065,714
	8(A) SOLE SOURCE	OTHER	SOLE SOURCE	1	40,000
	8A COMPETED	No Preference used	NOT SOLE SOURCE	11	5,003,582
	8A COMPETED	OTHER	NOT SOLE SOURCE	1	-12,687
	NO SET ASIDE USED.	HUBZone Price Evaluation Preference	NOT SOLE SOURCE	3	8,443,575
	NO SET ASIDE USED.	No Preference used	NOT SOLE SOURCE	560	109,162,916
	SMALL BUSINESS SET ASIDE - TOTAL	No Preference used	NOT SOLE SOURCE	68	6,089,528
	SMALL BUSINESS SET ASIDE - TOTAL	OTHER	NOT SOLE SOURCE	1	58,094
	WOMEN OWNED SMALL BUSINESS	No Preference used	NOT SOLE SOURCE	4	165,023
	NULL	No Preference used	NOT SOLE SOURCE	7	184,215
	NULL	OTHER	NOT SOLE SOURCE	5	101,006
FULL AND OPEN COMPETITION Total				671	130,300,967
FULL AND OPEN COMPETITION AFTER EXCLUSION OF SOURCES	8(A) SOLE SOURCE	No Preference used	SOLE SOURCE	13	2,077,883
	8A COMPETED	No Preference used	NOT SOLE SOURCE	512	165,353,507
	HUBZONE SET-ASIDE	No Preference used	NOT SOLE SOURCE	32	10,556,047
	NO SET ASIDE USED.	No Preference used	NOT SOLE SOURCE	10	1,502,866
	SERVICE DISABLED VETERAN OWNED SMALL BUSINESS SET-ASIDE	No Preference used	NOT SOLE SOURCE	14	1,305,456
	SMALL BUSINESS SET ASIDE - PARTIAL	No Preference used	NOT SOLE SOURCE	1	383,597
	SMALL BUSINESS SET ASIDE - TOTAL	No Preference used	NOT SOLE SOURCE	368	83,542,385
	WOMEN OWNED SMALL BUSINESS	No Preference used	NOT SOLE SOURCE	21	652,325
FULL AND OPEN COMPETITION AFTER EXCLUSION OF SOURCES Total				971	265,374,067
NON-COMPETITIVE DELIVERY ORDER	8(A) SOLE SOURCE	No Preference used	SOLE SOURCE	1	-9
	8A COMPETED	No Preference used	NOT SOLE SOURCE	1	-33,282
NON-COMPETITIVE DELIVERY ORDER Total				2	-33,291
NOT AVAILABLE FOR COMPETITION	8(A) SOLE SOURCE	No Preference used	SOLE SOURCE	468	40,566,582
	8(A) SOLE SOURCE	OTHER	SOLE SOURCE	2	60,570
	NO SET ASIDE USED.	No Preference used	NOT SOLE SOURCE	24	1,809,755
	SMALL BUSINESS SET ASIDE - TOTAL	OTHER	NOT SOLE SOURCE	1	46,433
	WOMEN OWNED SMALL BUSINESS SOLE SOURCE	No Preference used	WOSB_SS_Non_MFG	1	288,163
NOT AVAILABLE FOR COMPETITION Total				496	42,771,502
NOT COMPETED	NO SET ASIDE USED.	No Preference used	NOT SOLE SOURCE	94	5,648,468
NOT COMPETED Total				94	5,648,468
NOT COMPETED UNDER SAP	8(A) SOLE SOURCE	No Preference used	SOLE SOURCE	114	8,909,406
	HUBZONE SOLE SOURCE	No Preference used	SOLE SOURCE	1	98,400
	NO SET ASIDE USED.	No Preference used	NOT SOLE SOURCE	130	4,715,698
	SDVO SB SOLE SOURCE	No Preference used	SOLE SOURCE	14	639,277
NOT COMPETED UNDER SAP Total				259	14,362,781
NULL	8(A) SOLE SOURCE	No Preference used	SOLE SOURCE	1	-8,978
	8A COMPETED	No Preference used	NOT SOLE SOURCE	1	-199,742
	NO SET ASIDE USED.	OTHER	NOT SOLE SOURCE	2	134,681
	NULL	OTHER	NOT SOLE SOURCE	39	0
NULL Total				43	-74,039
Grand Total				2,788	467,987,974

Department: TRANSPORTATION, DEPARTMENT OF
 Socio-Economic Category: INDIAN_TRIBE

FUNDING_DEPARTMENT_NAME	TRANSPORTATION, DEPARTMENT OF
INDIAN_TRIBE	YES

EXTENT_COMPETED_DESCRIPTION	TYPE_OF_SET_ASIDE_DESCRIPTION	EVALUATED_PREFERENCE	SOLE_SOURCE_CATEGORY	Values	
				SB_Action	SB_ \$
FULL AND OPEN COMPETITION	NO SET ASIDE USED.	No Preference used	NOT SOLE SOURCE	1	4,437,862
FULL AND OPEN COMPETITION Total				1	4,437,862
FULL AND OPEN COMPETITION AFTER EXCLUSION OF SOURCES	SMALL BUSINESS SET ASIDE - TOTAL	No Preference used	NOT SOLE SOURCE	1	-87,973
FULL AND OPEN COMPETITION AFTER EXCLUSION OF SOURCES Total				1	-87,973
NOT AVAILABLE FOR COMPETITION	8(A) SOLE SOURCE	No Preference used	SOLE SOURCE	9	4,429,550
NOT AVAILABLE FOR COMPETITION Total				9	4,429,550
NOT COMPETED UNDER SAP	8(A) SOLE SOURCE	No Preference used	SOLE SOURCE	1	-17,673
	NO SET ASIDE USED.	No Preference used	NOT SOLE SOURCE	1	222,010
NOT COMPETED UNDER SAP Total				2	204,336
NULL	NULL	OTHER	NOT SOLE SOURCE	1	0
NULL Total				1	0
Grand Total				14	8,983,775

Department: TRANSPORTATION, DEPARTMENT OF
 Socio-Economic Category: NATIVE_HAWAIIAN_ORGANIZATION

FUNDING_DEPARTMENT_NAME	TRANSPORTATION, DEPARTMENT OF
NATIVE_HAWAIIAN_ORGANIZATION	YES

EXTENT_COMPETED_DESCRIPTION	TYPE_OF_SET_ASIDE_DESCRIPTION	EVALUATED_PREFERENCE	SOLE_SOURCE_CATEGORY	Values	
				SB_Action	SB_\$
Grand Total					

Department: TRANSPORTATION, DEPARTMENT OF
 Socio-Economic Category: ALASKAN_NATIVE_CORPORATION

FUNDING_DEPARTMENT_NAME	TRANSPORTATION, DEPARTMENT OF
ALASKAN_NATIVE_CORPORATION	YES

EXTENT_COMPETED_DESCRIPTION	TYPE_OF_SET_ASIDE_DESCRIPTION	EVALUATED_PREFERENCE	SOLE_SOURCE_CATEGORY	Values	
				SB_Action	SB_\$
COMPETED UNDER SAP	NO SET ASIDE USED.	No Preference used	NOT SOLE SOURCE	1	0
COMPETED UNDER SAP Total				1	0
FULL AND OPEN COMPETITION	NO SET ASIDE USED.	No Preference used	NOT SOLE SOURCE	1	454,579
FULL AND OPEN COMPETITION Total				1	454,579
FULL AND OPEN COMPETITION AFTER	8A COMPETED	No Preference used	NOT SOLE SOURCE	11	4,537,861
	HUBZONE SET-ASIDE	No Preference used	NOT SOLE SOURCE	3	321,755
	SMALL BUSINESS SET ASIDE - TOTAL	No Preference used	NOT SOLE SOURCE	5	622,011
FULL AND OPEN COMPETITION AFTER				19	5,481,627
NOT AVAILABLE FOR COMPETITION	8(A) SOLE SOURCE	No Preference used	SOLE SOURCE	64	1,781,430
	NO SET ASIDE USED.	No Preference used	NOT SOLE SOURCE	4	60,000
NOT AVAILABLE FOR COMPETITION Total				68	1,841,430
NOT COMPETED UNDER SAP	8(A) SOLE SOURCE	No Preference used	SOLE SOURCE	15	1,657,713
	NO SET ASIDE USED.	No Preference used	NOT SOLE SOURCE	3	128,523
NOT COMPETED UNDER SAP Total				18	1,786,236
Grand Total				107	9,563,873

Department: TRANSPORTATION, DEPARTMENT OF
Socio-Economic Category: WOSB_EDWOSB

FUNDING_DEPARTMENT_NAME	TRANSPORTATION, DEPARTMENT OF
WOSB_EDWOSB	YES

EXTENT_COMPETED_DESCRIPTION	TYPE_OF_SET_ASIDE_DESCRIPTION	EVALUATED_PREFERENCE	Values	
			SB_Action	SB_\$
COMPETED UNDER SAP	8A COMPETED	No Preference used	8	1,256,230
	ECONOMICALLY DISADVANTAGED WOMEN OWNED SMALL BUSINESS	No Preference used	3	33,990
	NO SET ASIDE USED.	No Preference used	78	3,397,049
	SMALL BUSINESS SET ASIDE - TOTAL	No Preference used	90	1,945,785
	WOMEN OWNED SMALL BUSINESS	No Preference used	12	901,339
COMPETED UNDER SAP Total			191	7,534,394
COMPETITIVE DELIVERY ORDER	NO SET ASIDE USED.	No Preference used	1	-239
COMPETITIVE DELIVERY ORDER Total			1	-239
FULL AND OPEN COMPETITION	8(A) SOLE SOURCE	No Preference used	7	546,400
	8A COMPETED	No Preference used	5	2,781,030
	NO SET ASIDE USED.	No Preference used	415	46,021,822
	SMALL BUSINESS SET ASIDE - TOTAL	No Preference used	36	5,370,362
	SMALL BUSINESS SET ASIDE - TOTAL	OTHER	4	303,870
	WOMEN OWNED SMALL BUSINESS	No Preference used	5	165,023
	NULL	No Preference used	4	-244,703
	NULL	OTHER	18	670,117
FULL AND OPEN COMPETITION Total			494	55,613,923
FULL AND OPEN COMPETITION AFTER EXCLUSION OF SOURCES	8(A) SOLE SOURCE	No Preference used	8	1,347,748
	8A COMPETED	No Preference used	225	70,647,523
	HUBZONE SET-ASIDE	No Preference used	7	859,184
	NO SET ASIDE USED.	No Preference used	3	868,441
	SMALL BUSINESS SET ASIDE - PARTIAL	No Preference used	1	383,597
	SMALL BUSINESS SET ASIDE - TOTAL	No Preference used	304	41,675,847
	WOMEN OWNED SMALL BUSINESS	No Preference used	24	2,514,495
	NULL	No Preference used	6	491,271
FULL AND OPEN COMPETITION AFTER EXCLUSION OF SOURCES Total			578	118,788,105
NOT AVAILABLE FOR COMPETITION	8(A) SOLE SOURCE	No Preference used	234	15,457,547
	NO SET ASIDE USED.	No Preference used	11	814,380
	WOMEN OWNED SMALL BUSINESS SOLE SOURCE	No Preference used	1	288,163
NOT AVAILABLE FOR COMPETITION Total			246	16,560,089
NOT COMPETED	NO SET ASIDE USED.	No Preference used	31	1,573,743
NOT COMPETED Total			31	1,573,743
NOT COMPETED UNDER SAP	8(A) SOLE SOURCE	No Preference used	39	1,243,976
	NO SET ASIDE USED.	No Preference used	36	2,408,083
NOT COMPETED UNDER SAP Total			75	3,652,059
NULL	8A COMPETED	No Preference used	1	-199,742
	NULL	OTHER	28	109,528
NULL Total			29	-90,214
Grand Total			1,645	203,631,860

Department: EDUCATION, DEPARTMENT OF
 Socio-Economic Category: Small Business

FUNDING_DEPARTMENT_NAME	EDUCATION, DEPARTMENT OF
-------------------------	--------------------------

EXTENT_COMPETED_DESCRIPTION	TYPE_OF_SET_ASIDE_DESCRIPTION	EVALUATED_PREFERENCE	SOLE_SOURCE_CATEGORY	Values	
				SB_Action	SB_\$
COMPETED UNDER SAP	8A COMPETED	No Preference used	NOT SOLE SOURCE	5	1,781,457
	HUBZONE SET-ASIDE	No Preference used	NOT SOLE SOURCE	4	4,334,230
	NO SET ASIDE USED.	No Preference used	NOT SOLE SOURCE	108	4,520,578
	SMALL BUSINESS SET ASIDE - TOTAL	No Preference used	NOT SOLE SOURCE	63	7,649,204
	WOMEN OWNED SMALL BUSINESS	No Preference used	NOT SOLE SOURCE	2	2,513
COMPETED UNDER SAP Total				182	18,287,983
COMPETITIVE DELIVERY ORDER	NO SET ASIDE USED.	No Preference used	NOT SOLE SOURCE	15	10,801,486
	NULL	No Preference used	NOT SOLE SOURCE	3	-330,438
COMPETITIVE DELIVERY ORDER Total				18	10,471,048
FOLLOW ON TO COMPETED ACTION	NO SET ASIDE USED.	No Preference used	NOT SOLE SOURCE	1	-44,272
FOLLOW ON TO COMPETED ACTION				1	-44,272
FULL AND OPEN COMPETITION	8(A) SOLE SOURCE	No Preference used	SOLE SOURCE	3	1,086,133
	8(A) SOLE SOURCE	OTHER	SOLE SOURCE	1	76,970
	8A COMPETED	No Preference used	NOT SOLE SOURCE	4	1,130,046
	HUBZONE SET-ASIDE	No Preference used	NOT SOLE SOURCE	24	1,742,074
	NO SET ASIDE USED.	No Preference used	NOT SOLE SOURCE	274	241,961,425
	SERVICE DISABLED VETERAN OWNED SMALL BUSINESS	No Preference used	NOT SOLE SOURCE	10	9,948,426
	SMALL BUSINESS SET ASIDE - TOTAL	No Preference used	NOT SOLE SOURCE	117	31,338,089
	SMALL BUSINESS SET ASIDE - TOTAL	OTHER	NOT SOLE SOURCE	22	1,830,576
	WOMEN OWNED SMALL BUSINESS	No Preference used	NOT SOLE SOURCE	1	6,941
	WOMEN OWNED SMALL BUSINESS	OTHER	NOT SOLE SOURCE	2	507,818
	NULL	OTHER	NOT SOLE SOURCE	47	17,289,516
FULL AND OPEN COMPETITION Total				505	306,918,013
FULL AND OPEN COMPETITION	8(A) SOLE SOURCE	No Preference used	SOLE SOURCE	9	2,874,858
	8A COMPETED	No Preference used	NOT SOLE SOURCE	22	8,718,971
	HUBZONE SET-ASIDE	No Preference used	NOT SOLE SOURCE	13	3,230,677
	SERVICE DISABLED VETERAN OWNED SMALL BUSINESS	No Preference used	NOT SOLE SOURCE	58	8,735,234
	SMALL BUSINESS SET ASIDE - PARTIAL	No Preference used	NOT SOLE SOURCE	5	0
	SMALL BUSINESS SET ASIDE - TOTAL	No Preference used	NOT SOLE SOURCE	350	268,994,014
FULL AND OPEN COMPETITION AFTER				457	292,553,754
NOT AVAILABLE FOR COMPETITION	8(A) SOLE SOURCE	No Preference used	SOLE SOURCE	140	19,853,900
	HUBZONE SOLE SOURCE	No Preference used	SOLE SOURCE	1	100,165
	NO SET ASIDE USED.	No Preference used	NOT SOLE SOURCE	29	4,840,526
NOT AVAILABLE FOR COMPETITION				170	24,794,591
NOT COMPETED	NO SET ASIDE USED.	No Preference used	NOT SOLE SOURCE	18	946,639
NOT COMPETED Total				18	946,639
NOT COMPETED UNDER SAP	8(A) SOLE SOURCE	No Preference used	SOLE SOURCE	10	1,912,534
	NO SET ASIDE USED.	No Preference used	NOT SOLE SOURCE	152	1,670,351
NOT COMPETED UNDER SAP Total				162	3,582,885
NULL	NULL	OTHER	NOT SOLE SOURCE	2	0
NULL Total				2	0
Grand Total				1,515	657,510,641

Department: EDUCATION, DEPARTMENT OF
 Socio-Economic Category: SRDVOB_FLAG

FUNDING_DEPARTMENT_NAME	EDUCATION, DEPARTMENT OF
SRDVOB_FLAG	YES

EXTENT_COMPETED_DESCRIPTION	TYPE_OF_SET_ASIDE_DESCRIPTION	EVALUATED_PREFERENCE	SOLE_SOURCE_CATEGORY	Values	
				SB_Action	SB_ \$
COMPETED UNDER SAP	8A COMPETED	No Preference used	NOT SOLE SOURCE	2	23,928
	NO SET ASIDE USED.	No Preference used	NOT SOLE SOURCE	8	1,674,082
COMPETED UNDER SAP Total				10	1,698,011
FULL AND OPEN COMPETITION	HUBZONE SET-ASIDE	No Preference used	NOT SOLE SOURCE	1	-
	NO SET ASIDE USED.	No Preference used	NOT SOLE SOURCE	24	6,286,204
	SERVICE DISABLED VETERAN OWNED SMALL BUSINESS	No Preference used	NOT SOLE SOURCE	10	9,948,426
	SMALL BUSINESS SET ASIDE - TOTAL	No Preference used	NOT SOLE SOURCE	9	1,769,876
FULL AND OPEN COMPETITION Total				44	18,004,506
FULL AND OPEN COMPETITION	HUBZONE SET-ASIDE	No Preference used	NOT SOLE SOURCE	4	400,000
	SERVICE DISABLED VETERAN OWNED SMALL BUSINESS	No Preference used	NOT SOLE SOURCE	58	8,735,234
	SMALL BUSINESS SET ASIDE - TOTAL	No Preference used	NOT SOLE SOURCE	14	10,140,338
FULL AND OPEN COMPETITION AFTER				76	19,275,572
NOT AVAILABLE FOR COMPETITION	8(A) SOLE SOURCE	No Preference used	SOLE SOURCE	6	1,507,694
NOT AVAILABLE FOR COMPETITION				6	1,507,694
NOT COMPETED	NO SET ASIDE USED.	No Preference used	NOT SOLE SOURCE	1	6,977
NOT COMPETED Total				1	6,977
NOT COMPETED UNDER SAP	NO SET ASIDE USED.	No Preference used	NOT SOLE SOURCE	4	903,109
NOT COMPETED UNDER SAP Total				4	903,109
Grand Total				141	41,395,870

Department: EDUCATION, DEPARTMENT OF
 Socio-Economic Category: HubZone_FLAG

FUNDING_DEPARTMENT_NAME	EDUCATION, DEPARTMENT OF
HubZone_FLAG	YES

EXTENT_COMPETED_DESCRIPTION	TYPE_OF_SET_ASIDE_DESCRIPTION	EVALUATED_PREFERENCE	SOLE_SOURCE_CATEGORY	Values	
				SB_Action	SB_\$
COMPETED UNDER SAP	HUBZONE SET-ASIDE	No Preference used	NOT SOLE SOURCE	4	4,334,230
	NO SET ASIDE USED.	No Preference used	NOT SOLE SOURCE	13	1,290,998
	SMALL BUSINESS SET ASIDE - TOTAL	No Preference used	NOT SOLE SOURCE	1	2,907
COMPETED UNDER SAP Total				18	5,628,135
FULL AND OPEN COMPETITION	HUBZONE SET-ASIDE	No Preference used	NOT SOLE SOURCE	24	1,742,074
	NO SET ASIDE USED.	No Preference used	NOT SOLE SOURCE	15	827,046
	SERVICE DISABLED VETERAN OWNED SMALL BUSINESS	No Preference used	NOT SOLE SOURCE	1	0
	SMALL BUSINESS SET ASIDE - TOTAL	No Preference used	NOT SOLE SOURCE	7	370,870
FULL AND OPEN COMPETITION Total				47	2,939,990
FULL AND OPEN COMPETITION	8A COMPETED	No Preference used	NOT SOLE SOURCE	2	0
	HUBZONE SET-ASIDE	No Preference used	NOT SOLE SOURCE	13	3,230,677
	SMALL BUSINESS SET ASIDE - TOTAL	No Preference used	NOT SOLE SOURCE	15	18,145,620
FULL AND OPEN COMPETITION AFTER				30	21,376,297
NOT AVAILABLE FOR COMPETITION	8(A) SOLE SOURCE	No Preference used	SOLE SOURCE	9	1,750,405
	HUBZONE SOLE SOURCE	No Preference used	SOLE SOURCE	1	100,165
	NO SET ASIDE USED.	No Preference used	NOT SOLE SOURCE	2	500,000
NOT AVAILABLE FOR COMPETITION				12	2,350,570
NOT COMPETED UNDER SAP	NO SET ASIDE USED.	No Preference used	NOT SOLE SOURCE	3	174,520
NOT COMPETED UNDER SAP Total				3	174,520
NULL	NULL	OTHER	NOT SOLE SOURCE	2	0
NULL Total				2	0
Grand Total				112	32,469,512

Department: EDUCATION, DEPARTMENT OF
 Socio-Economic Category: SDB

FUNDING_DEPARTMENT_NAME	EDUCATION, DEPARTMENT OF
SDB	YES

EXTENT_COMPETED_DESCRIPTION	TYPE_OF_SET_ASIDE_DESCRIPTION	EVALUATED_PREFERENCE	SOLE_SOURCE_CATEGORY	Values	
				SB_Action	SB_ \$
COMPETED UNDER SAP	8A COMPETED	No Preference used	NOT SOLE SOURCE	5	1,781,457
	HUBZONE SET-ASIDE	No Preference used	NOT SOLE SOURCE	4	4,334,230
	NO SET ASIDE USED.	No Preference used	NOT SOLE SOURCE	34	558,682
	SMALL BUSINESS SET ASIDE - TOTAL	No Preference used	NOT SOLE SOURCE	40	6,183,562
COMPETED UNDER SAP Total				83	12,857,931
COMPETITIVE DELIVERY ORDER	NO SET ASIDE USED.	No Preference used	NOT SOLE SOURCE	2	-1,426,509
	NULL	No Preference used	NOT SOLE SOURCE	2	-325,706
COMPETITIVE DELIVERY ORDER Total				4	-1,752,214
FULL AND OPEN COMPETITION	8(A) SOLE SOURCE	No Preference used	SOLE SOURCE	3	1,086,133
	8(A) SOLE SOURCE	OTHER	SOLE SOURCE	1	76,970
	8A COMPETED	No Preference used	NOT SOLE SOURCE	4	1,130,046
	HUBZONE SET-ASIDE	No Preference used	NOT SOLE SOURCE	17	572,731
	NO SET ASIDE USED.	No Preference used	NOT SOLE SOURCE	112	39,788,246
	SMALL BUSINESS SET ASIDE - TOTAL	No Preference used	NOT SOLE SOURCE	44	16,833,345
	SMALL BUSINESS SET ASIDE - TOTAL	OTHER	NOT SOLE SOURCE	1	0
	NULL	OTHER	NOT SOLE SOURCE	4	21,945
FULL AND OPEN COMPETITION Total				186	59,509,416
FULL AND OPEN COMPETITION AFTER EXCLUSION OF SOURCES	8(A) SOLE SOURCE	No Preference used	SOLE SOURCE	9	2,874,858
	8A COMPETED	No Preference used	NOT SOLE SOURCE	22	8,718,971
	HUBZONE SET-ASIDE	No Preference used	NOT SOLE SOURCE	2	1,000
	SERVICE DISABLED VETERAN OWNED SMALL BUSINESS SET-ASIDE	No Preference used	NOT SOLE SOURCE	10	6,199,835
	SMALL BUSINESS SET ASIDE - PARTIAL	No Preference used	NOT SOLE SOURCE	5	0
	SMALL BUSINESS SET ASIDE - TOTAL	No Preference used	NOT SOLE SOURCE	80	79,815,549
FULL AND OPEN COMPETITION AFTER EXCLUSION OF SOURCES Total				128	97,610,213
NOT AVAILABLE FOR COMPETITION	8(A) SOLE SOURCE	No Preference used	SOLE SOURCE	140	19,853,900
	NO SET ASIDE USED.	No Preference used	NOT SOLE SOURCE	29	4,840,526
NOT AVAILABLE FOR COMPETITION Total				169	24,694,426
NOT COMPETED	NO SET ASIDE USED.	No Preference used	NOT SOLE SOURCE	11	907,736
NOT COMPETED Total				11	907,736
NOT COMPETED UNDER SAP	8(A) SOLE SOURCE	No Preference used	SOLE SOURCE	10	1,912,534
	NO SET ASIDE USED.	No Preference used	NOT SOLE SOURCE	37	213,769
NOT COMPETED UNDER SAP Total				47	2,126,303
NULL	NULL	OTHER	NOT SOLE SOURCE	2	0
NULL Total				2	0
Grand Total				630	195,953,811

Department: EDUCATION, DEPARTMENT OF
 Socio-Economic Category: INDIAN_TRIBE

FUNDING_DEPARTMENT_NAME	EDUCATION, DEPARTMENT OF
INDIAN_TRIBE	YES

EXTENT_COMPETED_DESCRIPTION	TYPE_OF_SET_ASIDE_DESCRIPTION	EVALUATED_PREFERENCE	SOLE_SOURCE_CATEGORY	Values	
				SB_Action	SB_\$
Grand Total					

Department: EDUCATION, DEPARTMENT OF
 Socio-Economic Category: NATIVE_HAWAIIAN_ORGANIZATION

FUNDING_DEPARTMENT_NAME	EDUCATION, DEPARTMENT OF
NATIVE_HAWAIIAN_ORGANIZATION	YES

EXTENT_COMPETED_DESCRIPTION	TYPE_OF_SET_ASIDE_DESCRIPTION	EVALUATED_PREFERENCE	SOLE_SOURCE_CATEGORY	Values	
				SB_Action	SB_\$
Grand Total					

Department: EDUCATION, DEPARTMENT OF
 Socio-Economic Category: ALASKAN_NATIVE_CORPORATION

FUNDING_DEPARTMENT_NAME	EDUCATION, DEPARTMENT OF
ALASKAN_NATIVE_CORPORATION	YES

EXTENT_COMPETED_DESCRIPTION	TYPE_OF_SET_ASIDE_DESCRIPTION	EVALUATED_PREFERENCE	SOLE_SOURCE_CATEGORY	Values	
				SB_Action	SB_\$\$
NOT AVAILABLE FOR COMPETITION	8(A) SOLE SOURCE	No Preference used	SOLE SOURCE	3	615,915
NOT AVAILABLE FOR COMPETITION Total				3	615,915
NOT COMPETED UNDER SAP	8(A) SOLE SOURCE	No Preference used	SOLE SOURCE	3	0
NOT COMPETED UNDER SAP Total				3	0
Grand Total				6	615,915

Department: EDUCATION, DEPARTMENT OF
 Socio-Economic Category: WOSB_EDWOSB

FUNDING_DEPARTMENT_NAME	EDUCATION, DEPARTMENT OF
WOSB_EDWOSB	YES

EXTENT_COMPETED_DESCRIPTION	TYPE_OF_SET_ASIDE_DESCRIPTION	EVALUATED_PREFERENCE	Values	
			SB_Action	SB_\$
COMPETED UNDER SAP	8A COMPETED	No Preference used	2	23,928
	HUBZONE SET-ASIDE	No Preference used	3	4,184,230
	NO SET ASIDE USED.	No Preference used	41	312,305
	SMALL BUSINESS SET ASIDE - TOTAL	No Preference used	13	1,878,378
	WOMEN OWNED SMALL BUSINESS	No Preference used	2	2,513
	COMPETED UNDER SAP Total			61
COMPETITIVE DELIVERY ORDER	NO SET ASIDE USED.	No Preference used	2	-420,875
	NULL	No Preference used	1	-329,483
COMPETITIVE DELIVERY ORDER Total			3	-750,357
FULL AND OPEN COMPETITION	8(A) SOLE SOURCE	No Preference used	1	939,125
	HUBZONE SET-ASIDE	No Preference used	7	307,607
	NO SET ASIDE USED.	No Preference used	49	90,992,878
	SMALL BUSINESS SET ASIDE - TOTAL	No Preference used	29	12,038,783
	SMALL BUSINESS SET ASIDE - TOTAL	OTHER	4	1,430,408
	WOMEN OWNED SMALL BUSINESS	No Preference used	1	6,941
	WOMEN OWNED SMALL BUSINESS	OTHER	2	507,818
	NULL	OTHER	25	16,207,197
	FULL AND OPEN COMPETITION Total			118
FULL AND OPEN COMPETITION AFTER EXCLUSION OF SOURCES	8A COMPETED	No Preference used	5	2,438,655
	SERVICE DISABLED VETERAN OWNED SMALL BUSINESS SET-ASIDE	No Preference used	11	178,749
	SMALL BUSINESS SET ASIDE - PARTIAL	No Preference used	2	0
	SMALL BUSINESS SET ASIDE - TOTAL	No Preference used	101	41,512,698
FULL AND OPEN COMPETITION AFTER EXCLUSION OF SOURCES Total			119	44,130,101
NOT AVAILABLE FOR COMPETITION	8(A) SOLE SOURCE	No Preference used	53	6,569,087
	NO SET ASIDE USED.	No Preference used	19	4,031,384
NOT AVAILABLE FOR COMPETITION Total			72	10,600,471
NOT COMPETED	NO SET ASIDE USED.	No Preference used	3	840,606
NOT COMPETED Total			3	840,606
NOT COMPETED UNDER SAP	8(A) SOLE SOURCE	No Preference used	4	672,466
	NO SET ASIDE USED.	No Preference used	27	234,344
NOT COMPETED UNDER SAP Total			31	906,810
Grand Total			407	184,559,743

Department: ENVIRONMENTAL PROTECTION AGENCY
 Socio-Economic Category: Small Business

FUNDING_DEPARTMENT_NAME	ENVIRONMENTAL PROTECTION AGENCY
-------------------------	---------------------------------

EXTENT_COMPETED_DESCRIPTION	TYPE_OF_SET_ASIDE_DESCRIPTION	EVALUATED_PREFERENCE	SOLE_SOURCE_CATEGORY	Values	
				SB_Action	SB_\$
COMPETED UNDER SAP	HUBZONE SET-ASIDE	No Preference used	NOT SOLE SOURCE	3	64,543
	NO SET ASIDE USED.	No Preference used	NOT SOLE SOURCE	459	8,774,264
	SERVICE DISABLED VETERAN OWNED SMALL BUSINESS	No Preference used	NOT SOLE SOURCE	6	116,908
	SMALL BUSINESS SET ASIDE - PARTIAL	No Preference used	NOT SOLE SOURCE	21	147,134
	SMALL BUSINESS SET ASIDE - TOTAL	No Preference used	NOT SOLE SOURCE	408	7,082,576
	WOMEN OWNED SMALL BUSINESS	No Preference used	NOT SOLE SOURCE	1	145,776
COMPETED UNDER SAP Total				898	16,331,201
COMPETITIVE DELIVERY ORDER	NO SET ASIDE USED.	No Preference used	NOT SOLE SOURCE	1	0
	SMALL BUSINESS SET ASIDE - TOTAL	No Preference used	NOT SOLE SOURCE	11	434,740
COMPETITIVE DELIVERY ORDER Total				12	434,740
FULL AND OPEN COMPETITION	8A COMPETED	No Preference used	NOT SOLE SOURCE	4	999,623
	HUBZONE SET-ASIDE	No Preference used	NOT SOLE SOURCE	11	1,133,847
	NO SET ASIDE USED.	No Preference used	NOT SOLE SOURCE	1,057	93,467,921
	SERVICE DISABLED VETERAN OWNED SMALL BUSINESS	No Preference used	NOT SOLE SOURCE	1	0
	SMALL BUSINESS SET ASIDE - PARTIAL	No Preference used	NOT SOLE SOURCE	1	3,882
	SMALL BUSINESS SET ASIDE - TOTAL	No Preference used	NOT SOLE SOURCE	149	8,954,457
	SMALL BUSINESS SET ASIDE - TOTAL	OTHER	NOT SOLE SOURCE	10	95,895
	WOMEN OWNED SMALL BUSINESS SOLE SOURCE	No Preference used	NOT SOLE SOURCE	3	1,563
	NULL	OTHER	NOT SOLE SOURCE	56	5,825,707
FULL AND OPEN COMPETITION Total				1,292	110,482,895
FULL AND OPEN COMPETITION	8(A) SOLE SOURCE	No Preference used	SOLE SOURCE	48	2,658,063
	8A COMPETED	No Preference used	NOT SOLE SOURCE	573	71,884,132
	HUBZONE SET-ASIDE	No Preference used	NOT SOLE SOURCE	28	1,454,744
	NO SET ASIDE USED.	No Preference used	NOT SOLE SOURCE	7	140,078
	SERVICE DISABLED VETERAN OWNED SMALL BUSINESS	No Preference used	NOT SOLE SOURCE	190	28,738,089
	SMALL BUSINESS SET ASIDE - PARTIAL	No Preference used	NOT SOLE SOURCE	212	3,460,334
	SMALL BUSINESS SET ASIDE - TOTAL	No Preference used	NOT SOLE SOURCE	3,074	312,966,062
	WOMEN OWNED SMALL BUSINESS	No Preference used	NOT SOLE SOURCE	17	11,165,958
FULL AND OPEN COMPETITION AFTER				4,149	432,467,459
NOT AVAILABLE FOR COMPETITION	8(A) SOLE SOURCE	No Preference used	SOLE SOURCE	565	44,922,276
	8(A) SOLE SOURCE	OTHER	SOLE SOURCE	4	61,275
	HUBZONE SOLE SOURCE	No Preference used	SOLE SOURCE	1	68,720
	NO SET ASIDE USED.	No Preference used	NOT SOLE SOURCE	11	224,366
NOT AVAILABLE FOR COMPETITION				581	45,276,636
NOT COMPETED	8(A) SOLE SOURCE	No Preference used	SOLE SOURCE	1	-16
	NO SET ASIDE USED.	No Preference used	NOT SOLE SOURCE	101	3,240,901
	SMALL BUSINESS SET ASIDE - TOTAL	No Preference used	NOT SOLE SOURCE	1	50,000
NOT COMPETED Total				103	3,290,885
NOT COMPETED UNDER SAP	8(A) SOLE SOURCE	No Preference used	SOLE SOURCE	66	4,172,383
	NO SET ASIDE USED.	No Preference used	NOT SOLE SOURCE	252	6,155,225
NOT COMPETED UNDER SAP Total				318	10,327,608
NULL	8(A) SOLE SOURCE	No Preference used	SOLE SOURCE	1	-1,597
	NO SET ASIDE USED.	No Preference used	NOT SOLE SOURCE	34	1,316,346
	SMALL BUSINESS SET ASIDE - PARTIAL	No Preference used	NOT SOLE SOURCE	30	-54,455
	SMALL BUSINESS SET ASIDE - TOTAL	No Preference used	NOT SOLE SOURCE	42	3,769,165
	NULL	OTHER	NOT SOLE SOURCE	22	0
NULL Total				129	5,029,459
Grand Total				7,482	623,640,884

Department: ENVIRONMENTAL PROTECTION AGENCY
 Socio-Economic Category: SRDVOB_FLAG

FUNDING_DEPARTMENT_NAME	ENVIRONMENTAL PROTECTION AGENCY
SRDVOB_FLAG	YES

EXTENT_COMPETED_DESCRIPTION	TYPE_OF_SET_ASIDE_DESCRIPTION	EVALUATED_PREFERENCE	SOLE_SOURCE_CATEGORY	Values	
				SB_Action	SB_ \$
COMPETED UNDER SAP	NO SET ASIDE USED.	No Preference used	NOT SOLE SOURCE	16	156,855
	SERVICE DISABLED VETERAN OWNED SMALL BUSINESS	No Preference used	NOT SOLE SOURCE	6	116,908
	SMALL BUSINESS SET ASIDE - TOTAL	No Preference used	NOT SOLE SOURCE	17	148,395
COMPETED UNDER SAP Total				39	422,159
COMPETITIVE DELIVERY ORDER	NO SET ASIDE USED.	No Preference used	NOT SOLE SOURCE	1	-
COMPETITIVE DELIVERY ORDER Total				1	-
FULL AND OPEN COMPETITION	HUBZONE SET-ASIDE	No Preference used	NOT SOLE SOURCE	7	1,087,006
	NO SET ASIDE USED.	No Preference used	NOT SOLE SOURCE	83	7,639,109
	SERVICE DISABLED VETERAN OWNED SMALL BUSINESS	No Preference used	NOT SOLE SOURCE	1	-
	SMALL BUSINESS SET ASIDE - TOTAL	No Preference used	NOT SOLE SOURCE	9	100,458
	NULL	OTHER	NOT SOLE SOURCE	1	(42,006)
FULL AND OPEN COMPETITION Total				101	8,784,567
FULL AND OPEN COMPETITION	8(A) SOLE SOURCE	No Preference used	SOLE SOURCE	11	507,569
	8A COMPETED	No Preference used	NOT SOLE SOURCE	15	2,333,318
	HUBZONE SET-ASIDE	No Preference used	NOT SOLE SOURCE	4	196,781
	SERVICE DISABLED VETERAN OWNED SMALL BUSINESS	No Preference used	NOT SOLE SOURCE	185	23,368,782
	SMALL BUSINESS SET ASIDE - TOTAL	No Preference used	NOT SOLE SOURCE	182	18,261,056
FULL AND OPEN COMPETITION AFTER				397	44,667,506
NOT AVAILABLE FOR COMPETITION	8(A) SOLE SOURCE	No Preference used	SOLE SOURCE	54	4,235,889
NOT AVAILABLE FOR COMPETITION				54	4,235,889
NOT COMPETED	NO SET ASIDE USED.	No Preference used	NOT SOLE SOURCE	2	-
NOT COMPETED Total				2	-
NOT COMPETED UNDER SAP	8(A) SOLE SOURCE	No Preference used	SOLE SOURCE	2	306,333
	NO SET ASIDE USED.	No Preference used	NOT SOLE SOURCE	4	19,466
NOT COMPETED UNDER SAP Total				6	325,799
NULL	NO SET ASIDE USED.	No Preference used	NOT SOLE SOURCE	2	-
	NULL	OTHER	NOT SOLE SOURCE	2	-
NULL Total				4	-
Grand Total				604	58,435,919

Department: ENVIRONMENTAL PROTECTION AGENCY
 Socio-Economic Category: HubZone_FLAG

FUNDING_DEPARTMENT_NAME	ENVIRONMENTAL PROTECTION AGENCY
HubZone_FLAG	YES

EXTENT_COMPETED_DESCRIPTION	TYPE_OF_SET_ASIDE_DESCRIPTION	EVALUATED_PREFERENCE	SOLE_SOURCE_CATEGORY	Values	
				SB_Action	SB_\$
COMPETED UNDER SAP	HUBZONE SET-ASIDE	No Preference used	NOT SOLE SOURCE	3	64,543
	NO SET ASIDE USED.	No Preference used	NOT SOLE SOURCE	4	92,215
	SMALL BUSINESS SET ASIDE - TOTAL	No Preference used	NOT SOLE SOURCE	7	157,184
COMPETED UNDER SAP Total				14	313,943
FULL AND OPEN COMPETITION	8A COMPETED	No Preference used	NOT SOLE SOURCE	2	822,174
	HUBZONE SET-ASIDE	No Preference used	NOT SOLE SOURCE	11	1,133,847
	NO SET ASIDE USED.	No Preference used	NOT SOLE SOURCE	88	5,962,513
	SMALL BUSINESS SET ASIDE - TOTAL	No Preference used	NOT SOLE SOURCE	2	9,349
FULL AND OPEN COMPETITION Total				103	7,927,883
FULL AND OPEN COMPETITION	8A COMPETED	No Preference used	NOT SOLE SOURCE	55	5,544,901
	HUBZONE SET-ASIDE	No Preference used	NOT SOLE SOURCE	28	1,454,744
	SMALL BUSINESS SET ASIDE - TOTAL	No Preference used	NOT SOLE SOURCE	60	5,268,684
FULL AND OPEN COMPETITION AFTER				143	12,268,329
NOT AVAILABLE FOR COMPETITION	8(A) SOLE SOURCE	No Preference used	SOLE SOURCE	39	4,193,295
	HUBZONE SOLE SOURCE	No Preference used	SOLE SOURCE	1	68,720
	NO SET ASIDE USED.	No Preference used	NOT SOLE SOURCE	1	-62,919
NOT AVAILABLE FOR COMPETITION				41	4,199,095
NOT COMPETED UNDER SAP	8(A) SOLE SOURCE	No Preference used	SOLE SOURCE	6	409,426
	NO SET ASIDE USED.	No Preference used	NOT SOLE SOURCE	6	17,219
NOT COMPETED UNDER SAP Total				12	426,645
Grand Total				313	25,135,896

Department: ENVIRONMENTAL PROTECTION AGENCY
 Socio-Economic Category: SDB

FUNDING_DEPARTMENT_NAME	ENVIRONMENTAL PROTECTION AGENCY
SDB	YES

EXTENT_COMPETED_DESCRIPTION	TYPE_OF_SET_ASIDE_DESCRIPTION	EVALUATED_PREFERENCE	SOLE_SOURCE_CATEGORY	Values	
				SB_Action	SB_ \$
COMPETED UNDER SAP	NO SET ASIDE USED.	No Preference used	NOT SOLE SOURCE	103	2,827,992
	SERVICE DISABLED VETERAN OWNED SMALL BUSINESS SET-ASIDE	No Preference used	NOT SOLE SOURCE	5	43,130
	SMALL BUSINESS SET ASIDE - TOTAL	No Preference used	NOT SOLE SOURCE	103	2,243,749
COMPETED UNDER SAP Total				211	5,114,871
COMPETITIVE DELIVERY ORDER	SMALL BUSINESS SET ASIDE - TOTAL	No Preference used	NOT SOLE SOURCE	11	434,740
COMPETITIVE DELIVERY ORDER Total				11	434,740
FULL AND OPEN COMPETITION	8A COMPETED	No Preference used	NOT SOLE SOURCE	4	999,623
	HUBZONE SET-ASIDE	No Preference used	NOT SOLE SOURCE	8	1,087,006
	NO SET ASIDE USED.	No Preference used	NOT SOLE SOURCE	303	38,048,502
	SMALL BUSINESS SET ASIDE - TOTAL	No Preference used	NOT SOLE SOURCE	50	4,500,951
	NULL	OTHER	NOT SOLE SOURCE	12	2,414,480
FULL AND OPEN COMPETITION Total				377	47,050,562
FULL AND OPEN COMPETITION AFTER EXCLUSION OF SOURCES	8(A) SOLE SOURCE	No Preference used	SOLE SOURCE	48	2,658,063
	8A COMPETED	No Preference used	NOT SOLE SOURCE	573	71,884,132
	HUBZONE SET-ASIDE	No Preference used	NOT SOLE SOURCE	22	1,454,744
	NO SET ASIDE USED.	No Preference used	NOT SOLE SOURCE	7	140,078
	SERVICE DISABLED VETERAN OWNED SMALL BUSINESS SET-ASIDE	No Preference used	NOT SOLE SOURCE	26	773,097
	SMALL BUSINESS SET ASIDE - PARTIAL	No Preference used	NOT SOLE SOURCE	35	1,569,516
	SMALL BUSINESS SET ASIDE - TOTAL	No Preference used	NOT SOLE SOURCE	360	51,149,235
	WOMEN OWNED SMALL BUSINESS	No Preference used	NOT SOLE SOURCE	16	1,165,963
FULL AND OPEN COMPETITION AFTER EXCLUSION OF SOURCES Total				1,087	130,794,828
NOT AVAILABLE FOR COMPETITION	8(A) SOLE SOURCE	No Preference used	SOLE SOURCE	565	44,922,276
	8(A) SOLE SOURCE	OTHER	SOLE SOURCE	4	61,275
	HUBZONE SOLE SOURCE	No Preference used	SOLE SOURCE	1	68,720
	NO SET ASIDE USED.	No Preference used	NOT SOLE SOURCE	5	258,469
NOT AVAILABLE FOR COMPETITION Total				575	45,310,740
NOT COMPETED	8(A) SOLE SOURCE	No Preference used	SOLE SOURCE	1	-16
	NO SET ASIDE USED.	No Preference used	NOT SOLE SOURCE	25	1,430,331
NOT COMPETED Total				26	1,430,315
NOT COMPETED UNDER SAP	8(A) SOLE SOURCE	No Preference used	SOLE SOURCE	66	4,172,383
	NO SET ASIDE USED.	No Preference used	NOT SOLE SOURCE	37	1,797,981
NOT COMPETED UNDER SAP Total				103	5,970,364
NULL	8(A) SOLE SOURCE	No Preference used	SOLE SOURCE	1	-1,597
	NULL	OTHER	NOT SOLE SOURCE	6	0
NULL Total				7	-1,597
Grand Total				2,397	236,104,823

Department: ENVIRONMENTAL PROTECTION AGENCY
 Socio-Economic Category: INDIAN_TRIBE

FUNDING_DEPARTMENT_NAME	ENVIRONMENTAL PROTECTION AGENCY
INDIAN_TRIBE	YES

EXTENT_COMPETED_DESCRIPTION	TYPE_OF_SET_ASIDE_DESCRIPTION	EVALUATED_PREFERENCE	SOLE_SOURCE_CATEGORY	Values	
				SB_Action	SB_ \$
COMPETED UNDER SAP	SMALL BUSINESS SET ASIDE - TOTAL	No Preference used	NOT SOLE SOURCE	1	2,880
COMPETED UNDER SAP Total				1	2,880
FULL AND OPEN COMPETITION AFTER EXCLUSION OF SOURCES	8A COMPETED	No Preference used	NOT SOLE SOURCE	41	3,761,130
FULL AND OPEN COMPETITION AFTER EXCLUSION OF SOURCES Total				41	3,761,130
NOT AVAILABLE FOR COMPETITION	8(A) SOLE SOURCE	No Preference used	SOLE SOURCE	13	2,353,607
NOT AVAILABLE FOR COMPETITION Total				13	2,353,607
NOT COMPETED	NO SET ASIDE USED.	No Preference used	NOT SOLE SOURCE	19	1,246,660
NOT COMPETED Total				19	1,246,660
Grand Total				74	7,364,278

Department: ENVIRONMENTAL PROTECTION AGENCY
 Socio-Economic Category: NATIVE_HAWAIIAN_ORGANIZATION

FUNDING_DEPARTMENT_NAME	ENVIRONMENTAL PROTECTION AGENCY
NATIVE_HAWAIIAN_ORGANIZATION	YES

EXTENT_COMPETED_DESCRIPTION	TYPE_OF_SET_ASIDE_DESCRIPTION	EVALUATED_PREFERENCE	SOLE_SOURCE_CATEGORY	Values	
				SB_Action	SB_ \$
COMPETED UNDER SAP	NO SET ASIDE USED.	No Preference used	NOT SOLE SOURCE	1	48,750
COMPETED UNDER SAP Total				1	48,750
FULL AND OPEN COMPETITION AFTER EXCLUSION OF SOURCES	8A COMPETED	No Preference used	NOT SOLE SOURCE	10	1,101,983
FULL AND OPEN COMPETITION AFTER				10	1,101,983
Grand Total				11	1,150,733

Department: ENVIRONMENTAL PROTECTION AGENCY
 Socio-Economic Category: ALASKAN_NATIVE_CORPORATION

FUNDING_DEPARTMENT_NAME	ENVIRONMENTAL PROTECTION AGENCY
ALASKAN_NATIVE_CORPORATION	YES

EXTENT_COMPETED_DESCRIPTION	TYPE_OF_SET_ASIDE_DESCRIPTION	EVALUATED_PREFERENCE	SOLE_SOURCE_CATEGORY	Values	
				SB_Action	SB_\$
COMPETED UNDER SAP	SMALL BUSINESS SET ASIDE - TOTAL	No Preference used	NOT SOLE SOURCE	1	6,030
COMPETED UNDER SAP Total				1	6,030
FULL AND OPEN COMPETITION	NO SET ASIDE USED.	No Preference used	NOT SOLE SOURCE	1	99,062
FULL AND OPEN COMPETITION Total				1	99,062
FULL AND OPEN COMPETITION AFTER	8A COMPETED	No Preference used	NOT SOLE SOURCE	302	39,620,759
	SMALL BUSINESS SET ASIDE - TOTAL	No Preference used	NOT SOLE SOURCE	30	2,910,222
FULL AND OPEN COMPETITION AFTER				332	42,530,981
NOT AVAILABLE FOR COMPETITION	8(A) SOLE SOURCE	No Preference used	SOLE SOURCE	50	7,219,691
	NO SET ASIDE USED.	No Preference used	NOT SOLE SOURCE	1	-1,709
NOT AVAILABLE FOR COMPETITION Total				51	7,217,982
NOT COMPETED UNDER SAP	8(A) SOLE SOURCE	No Preference used	SOLE SOURCE	13	157,342
NOT COMPETED UNDER SAP Total				13	157,342
NULL	8(A) SOLE SOURCE	No Preference used	SOLE SOURCE	1	-1,597
	SMALL BUSINESS SET ASIDE - TOTAL	No Preference used	NOT SOLE SOURCE	4	-2,423
NULL Total				5	-4,020
Grand Total				403	50,007,378

Department: ENVIRONMENTAL PROTECTION AGENCY
 Socio-Economic Category: WOSB_EDWOSB

FUNDING_DEPARTMENT_NAME	ENVIRONMENTAL PROTECTION AGENCY
WOSB_EDWOSB	YES

EXTENT_COMPETED_DESCRIPTION	TYPE_OF_SET_ASIDE_DESCRIPTION	EVALUATED_PREFERENCE	Values	
			SB_Action	SB_\$
COMPETED UNDER SAP	HUBZONE SET-ASIDE	No Preference used	2	40,000
	NO SET ASIDE USED.	No Preference used	93	915,026
	SMALL BUSINESS SET ASIDE - TOTAL	No Preference used	118	2,169,440
	WOMEN OWNED SMALL BUSINESS	No Preference used	1	145,776
COMPETED UNDER SAP Total			214	3,270,242
FULL AND OPEN COMPETITION	8A COMPETED	No Preference used	2	822,174
	NO SET ASIDE USED.	No Preference used	370	19,453,280
	SMALL BUSINESS SET ASIDE - TOTAL	No Preference used	33	2,395,347
	SMALL BUSINESS SET ASIDE - TOTAL	OTHER	5	-11,582
	WOMEN OWNED SMALL BUSINESS SOLE SOURCE	No Preference used	3	1,563
	NULL	OTHER	10	40,514
FULL AND OPEN COMPETITION Total			423	22,701,296
FULL AND OPEN COMPETITION AFTER EXCLUSION OF SOURCES	8(A) SOLE SOURCE	No Preference used	40	1,446,235
	8A COMPETED	No Preference used	89	6,584,377
	HUBZONE SET-ASIDE	No Preference used	9	330,672
	SERVICE DISABLED VETERAN OWNED SMALL BUSINESS SET-ASIDE	No Preference used	3	434,000
	SMALL BUSINESS SET ASIDE - PARTIAL	No Preference used	1	13,073
	SMALL BUSINESS SET ASIDE - TOTAL	No Preference used	457	35,188,603
	WOMEN OWNED SMALL BUSINESS	No Preference used	17	11,165,958
FULL AND OPEN COMPETITION AFTER EXCLUSION OF SOURCES Total			616	55,162,918
NOT AVAILABLE FOR COMPETITION	8(A) SOLE SOURCE	No Preference used	287	12,328,896
	8(A) SOLE SOURCE	OTHER	2	50,363
	HUBZONE SOLE SOURCE	No Preference used	1	68,720
	NO SET ASIDE USED.	No Preference used	5	406,685
NOT AVAILABLE FOR COMPETITION Total			295	12,854,664
NOT COMPETED	8(A) SOLE SOURCE	No Preference used	1	-16
	NO SET ASIDE USED.	No Preference used	10	97,160
NOT COMPETED Total			11	97,144
NOT COMPETED UNDER SAP	8(A) SOLE SOURCE	No Preference used	20	2,395,399
	NO SET ASIDE USED.	No Preference used	23	1,089,929
NOT COMPETED UNDER SAP Total			43	3,485,328
NULL	NULL	OTHER	4	0
NULL Total			4	0
Grand Total			1,606	97,571,591

Department: GENERAL SERVICES ADMINISTRATION
 Socio-Economic Category: Small Business

FUNDING DEPARTMENT NAME	GENERAL SERVICES ADMINISTRATION
-------------------------	---------------------------------

EXTENT_COMPETED_DESCRIPTION	TYPE_OF_SET_ASIDE_DESCRIPTION	EVALUATED_PREFERENCE	SOLE_SOURCE_CATEGORY	Values	SB_Action	SB_\$
COMPETED UNDER SAP	8(A) SOLE SOURCE	No Preference used	SOLE SOURCE	2		39,505
	8A COMPETED	No Preference used	NOT SOLE SOURCE	60		2,468,518
	ECONOMICALLY DISADVANTAGED WOMEN OWNED	No Preference used	NOT SOLE SOURCE	8		974,555
	HUBZONE SET-ASIDE	No Preference used	NOT SOLE SOURCE	16		2,018,645
	NO SET ASIDE USED.	No Preference used	NOT SOLE SOURCE	578		11,254,276
	SERVICE DISABLED VETERAN OWNED SMALL BUSINESS	No Preference used	NOT SOLE SOURCE	75		2,155,535
	SMALL BUSINESS SET ASIDE - PARTIAL	No Preference used	NOT SOLE SOURCE	7		35,628
	SMALL BUSINESS SET ASIDE - TOTAL	No Preference used	NOT SOLE SOURCE	2,149		23,073,080
	WOMEN OWNED SMALL BUSINESS	No Preference used	NOT SOLE SOURCE	9		329,669
COMPETED UNDER SAP Total				2,904		42,349,411
COMPETITIVE DELIVERY ORDER	NO SET ASIDE USED.	No Preference used	NOT SOLE SOURCE	4		716,924
COMPETITIVE DELIVERY ORDER Total				4		716,924
FULL AND OPEN COMPETITION	8(A) SOLE SOURCE	No Preference used	SOLE SOURCE	13		1,258,556
	8(A) SOLE SOURCE	OTHER	SOLE SOURCE	14		4,584
	8A COMPETED	No Preference used	NOT SOLE SOURCE	25		5,194,843
	8A COMPETED	OTHER	NOT SOLE SOURCE	1		-75,038
	HUBZONE SET-ASIDE	No Preference used	NOT SOLE SOURCE	4		2,428,746
	NO SET ASIDE USED.	HUBZone Price Evaluation Preference	NOT SOLE SOURCE	7		221,862
	NO SET ASIDE USED.	No Preference used	NOT SOLE SOURCE	49,979		469,030,372
	NO SET ASIDE USED.	SDB Price Evaluation Adjustment	NOT SOLE SOURCE	2		16,543
	SERVICE DISABLED VETERAN OWNED SMALL BUSINESS	No Preference used	NOT SOLE SOURCE	44		36,233,990
	SMALL BUSINESS SET ASIDE - PARTIAL	No Preference used	NOT SOLE SOURCE	5		220,115
	SMALL BUSINESS SET ASIDE - TOTAL	No Preference used	NOT SOLE SOURCE	432		48,938,208
	SMALL BUSINESS SET ASIDE - TOTAL	OTHER	NOT SOLE SOURCE	15		461,356
	WOMEN OWNED SMALL BUSINESS	No Preference used	NOT SOLE SOURCE	10		4,157,611
	NULL	No Preference used	NOT SOLE SOURCE	53		664,314
	NULL	OTHER	NOT SOLE SOURCE	1,907		3,157,526
FULL AND OPEN COMPETITION Total				52,511		571,913,589
FULL AND OPEN COMPETITION	8(A) SOLE SOURCE	No Preference used	SOLE SOURCE	24		2,992,871
	8A COMPETED	No Preference used	NOT SOLE SOURCE	1,996		122,787,975
	ECONOMICALLY DISADVANTAGED WOMEN OWNED	No Preference used	NOT SOLE SOURCE	25		4,968,962
	HUBZONE SET-ASIDE	No Preference used	NOT SOLE SOURCE	171		27,814,675
	NO SET ASIDE USED.	No Preference used	NOT SOLE SOURCE	35		1,322,062
	SDVOSB SOLE SOURCE	No Preference used	SOLE SOURCE	1		474,459
	SERVICE DISABLED VETERAN OWNED SMALL BUSINESS	No Preference used	NOT SOLE SOURCE	518		61,312,697
	SMALL BUSINESS SET ASIDE - PARTIAL	No Preference used	NOT SOLE SOURCE	176		5,892,815
	SMALL BUSINESS SET ASIDE - TOTAL	No Preference used	NOT SOLE SOURCE	8,569		599,417,114
	SMALL BUSINESS SET ASIDE - TOTAL	OTHER	NOT SOLE SOURCE	6		-39,907
	WOMEN OWNED SMALL BUSINESS	No Preference used	NOT SOLE SOURCE	85		13,354,655
	NULL	No Preference used	NOT SOLE SOURCE	4		0
FULL AND OPEN COMPETITION AFTER				11,610		840,298,377
NOT AVAILABLE FOR COMPETITION	8(A) SOLE SOURCE	No Preference used	SOLE SOURCE	2,604		278,848,472
	8(A) SOLE SOURCE	OTHER	SOLE SOURCE	151		2,889,545
	HUBZONE SOLE SOURCE	No Preference used	SOLE SOURCE	6		606,140
	NO SET ASIDE USED.	No Preference used	NOT SOLE SOURCE	401		47,697,153
	SDVOSB SOLE SOURCE	No Preference used	SOLE SOURCE	8		897,254
	SMALL BUSINESS SET ASIDE - TOTAL	No Preference used	NOT SOLE SOURCE	2		37,992
	WOMEN OWNED SMALL BUSINESS SOLE SOURCE	No Preference used	WOSB_SS_Non_MFG	4		1,518,317
	NULL	OTHER	NOT SOLE SOURCE	18		2,258,253
NOT AVAILABLE FOR COMPETITION				3,194		334,753,126
NOT COMPETED	NO SET ASIDE USED.	No Preference used	NOT SOLE SOURCE	440		25,731,143
NOT COMPETED Total				440		25,731,143
NOT COMPETED UNDER SAP	8(A) SOLE SOURCE	No Preference used	SOLE SOURCE	827		30,212,121
	HUBZONE SOLE SOURCE	No Preference used	SOLE SOURCE	7		93,467
	NO SET ASIDE USED.	No Preference used	NOT SOLE SOURCE	772		12,469,796
	SDVOSB SOLE SOURCE	No Preference used	SOLE SOURCE	11		588,069
	WOMEN OWNED SMALL BUSINESS SOLE SOURCE	No Preference used	WOSB_SS_Non_MFG	1		10,594
NOT COMPETED UNDER SAP Total				1,618		43,374,047
NULL	NO SET ASIDE USED.	No Preference used	NOT SOLE SOURCE	2		-59,142
	NULL	OTHER	NOT SOLE SOURCE	295		78,901
NULL Total				297		19,759
Grand Total				72,578		1,859,156,376

Department: GENERAL SERVICES ADMINISTRATION
 Socio-Economic Category: SRDVOB_FLAG

FUNDING_DEPARTMENT_NAME	GENERAL SERVICES ADMINISTRATION
SRDVOB_FLAG	YES

EXTENT_COMPETED_DESCRIPTION	TYPE_OF_SET_ASIDE_DESCRIPTION	EVALUATED_PREFERENCE	SOLE_SOURCE_CATEGORY	Values	
				SB_Action	SB_\$
COMPETED UNDER SAP	8A COMPETED	No Preference used	NOT SOLE SOURCE	10	144,791
	NO SET ASIDE USED.	No Preference used	NOT SOLE SOURCE	37	628,661
	SERVICE DISABLED VETERAN OWNED SMALL BUSINESS	No Preference used	NOT SOLE SOURCE	75	2,155,535
	SMALL BUSINESS SET ASIDE - TOTAL	No Preference used	NOT SOLE SOURCE	68	1,155,679
COMPETED UNDER SAP Total				190	4,084,666
FULL AND OPEN COMPETITION	8(A) SOLE SOURCE	No Preference used	SOLE SOURCE	1	-
	8A COMPETED	No Preference used	NOT SOLE SOURCE	6	3,504,047
	NO SET ASIDE USED.	No Preference used	NOT SOLE SOURCE	5,347	45,834,201
	NO SET ASIDE USED.	SDB Price Evaluation Adjustment	NOT SOLE SOURCE	2	16,543
	SERVICE DISABLED VETERAN OWNED SMALL BUSINESS	No Preference used	NOT SOLE SOURCE	44	36,233,990
	SMALL BUSINESS SET ASIDE - TOTAL	No Preference used	NOT SOLE SOURCE	33	1,176,827
	SMALL BUSINESS SET ASIDE - TOTAL	OTHER	NOT SOLE SOURCE	1	-
	NULL	No Preference used	NOT SOLE SOURCE	7	69,017
	NULL	OTHER	NOT SOLE SOURCE	98	7,400
FULL AND OPEN COMPETITION Total				5,539	86,842,026
FULL AND OPEN COMPETITION	8A COMPETED	No Preference used	NOT SOLE SOURCE	144	11,847,043
	HUBZONE SET-ASIDE	No Preference used	NOT SOLE SOURCE	14	302,526
	NO SET ASIDE USED.	No Preference used	NOT SOLE SOURCE	7	951,337
	SDVOSB SOLE SOURCE	No Preference used	SOLE SOURCE	1	474,459
	SERVICE DISABLED VETERAN OWNED SMALL BUSINESS	No Preference used	NOT SOLE SOURCE	518	61,312,697
	SMALL BUSINESS SET ASIDE - TOTAL	No Preference used	NOT SOLE SOURCE	593	53,736,805
FULL AND OPEN COMPETITION AFTER				1,277	128,624,867
NOT AVAILABLE FOR COMPETITION	8(A) SOLE SOURCE	No Preference used	SOLE SOURCE	337	47,705,252
	8(A) SOLE SOURCE	OTHER	SOLE SOURCE	6	-
	NO SET ASIDE USED.	No Preference used	NOT SOLE SOURCE	42	3,360,398
	SDVOSB SOLE SOURCE	No Preference used	SOLE SOURCE	8	897,254
NOT AVAILABLE FOR COMPETITION				393	51,962,904
NOT COMPETED	NO SET ASIDE USED.	No Preference used	NOT SOLE SOURCE	63	6,151,757
NOT COMPETED Total				63	6,151,757
NOT COMPETED UNDER SAP	8(A) SOLE SOURCE	No Preference used	SOLE SOURCE	74	2,610,493
	NO SET ASIDE USED.	No Preference used	NOT SOLE SOURCE	67	1,544,517
	SDVOSB SOLE SOURCE	No Preference used	SOLE SOURCE	11	588,069
NOT COMPETED UNDER SAP Total				152	4,743,080
NULL	NULL	OTHER	NOT SOLE SOURCE	8	-
NULL Total				8	-
Grand Total				7,622	282,409,299

Department: GENERAL SERVICES ADMINISTRATION
 Socio-Economic Category: HubZone_FLAG

FUNDING_DEPARTMENT_NAME	GENERAL SERVICES ADMINISTRATION
HubZone_FLAG	YES

EXTENT_COMPETED_DESCRIPTION	TYPE_OF_SET_ASIDE_DESCRIPTION	EVALUATED_PREFERENCE	SOLE_SOURCE_CATEGORY	Values	
				SB_Action	SB_-\$
COMPETED UNDER SAP	8A COMPETED	No Preference used	NOT SOLE SOURCE	9	154,321
	HUBZONE SET-ASIDE	No Preference used	NOT SOLE SOURCE	16	2,018,645
	NO SET ASIDE USED.	No Preference used	NOT SOLE SOURCE	19	729,898
	SMALL BUSINESS SET ASIDE - PARTIAL	No Preference used	NOT SOLE SOURCE	2	0
	SMALL BUSINESS SET ASIDE - TOTAL	No Preference used	NOT SOLE SOURCE	56	1,036,515
COMPETED UNDER SAP Total				102	3,939,378
COMPETITIVE DELIVERY ORDER	NO SET ASIDE USED.	No Preference used	NOT SOLE SOURCE	3	686,115
COMPETITIVE DELIVERY ORDER Total				3	686,115
FULL AND OPEN COMPETITION	8(A) SOLE SOURCE	No Preference used	SOLE SOURCE	2	360,731
	HUBZONE SET-ASIDE	No Preference used	NOT SOLE SOURCE	4	2,428,746
	NO SET ASIDE USED.	HUBZone Price Evaluation Preference	NOT SOLE SOURCE	7	221,862
	NO SET ASIDE USED.	No Preference used	NOT SOLE SOURCE	2,478	58,590,429
	SERVICE DISABLED VETERAN OWNED SMALL BUSINESS	No Preference used	NOT SOLE SOURCE	2	288,924
	SMALL BUSINESS SET ASIDE - TOTAL	No Preference used	NOT SOLE SOURCE	45	4,014,248
	SMALL BUSINESS SET ASIDE - TOTAL	OTHER	NOT SOLE SOURCE	1	0
	NULL	No Preference used	NOT SOLE SOURCE	3	8,061
	NULL	OTHER	NOT SOLE SOURCE	75	193,702
FULL AND OPEN COMPETITION Total				2,617	66,106,703
FULL AND OPEN COMPETITION	8(A) SOLE SOURCE	No Preference used	SOLE SOURCE	1	-8,798
	8A COMPETED	No Preference used	NOT SOLE SOURCE	144	4,342,560
	HUBZONE SET-ASIDE	No Preference used	NOT SOLE SOURCE	171	27,814,675
	NO SET ASIDE USED.	No Preference used	NOT SOLE SOURCE	4	783,750
	SERVICE DISABLED VETERAN OWNED SMALL BUSINESS	No Preference used	NOT SOLE SOURCE	16	367,126
	SMALL BUSINESS SET ASIDE - TOTAL	No Preference used	NOT SOLE SOURCE	496	28,818,332
FULL AND OPEN COMPETITION AFTER				832	62,117,644
NOT AVAILABLE FOR COMPETITION	8(A) SOLE SOURCE	No Preference used	SOLE SOURCE	516	55,901,170
	8(A) SOLE SOURCE	OTHER	SOLE SOURCE	14	87,074
	HUBZONE SOLE SOURCE	No Preference used	SOLE SOURCE	6	606,140
	NO SET ASIDE USED.	No Preference used	NOT SOLE SOURCE	72	13,787,812
	WOMEN OWNED SMALL BUSINESS SOLE SOURCE	No Preference used	WOSB_SS_Non_MFG	1	863,311
	NULL	OTHER	NOT SOLE SOURCE	17	2,258,253
NOT AVAILABLE FOR COMPETITION				626	73,503,761
NOT COMPETED	NO SET ASIDE USED.	No Preference used	NOT SOLE SOURCE	30	3,079,955
NOT COMPETED Total				30	3,079,955
NOT COMPETED UNDER SAP	8(A) SOLE SOURCE	No Preference used	SOLE SOURCE	166	5,883,994
	HUBZONE SOLE SOURCE	No Preference used	SOLE SOURCE	7	93,467
	NO SET ASIDE USED.	No Preference used	NOT SOLE SOURCE	50	1,397,582
NOT COMPETED UNDER SAP Total				223	7,375,043
NULL	NULL	OTHER	NOT SOLE SOURCE	9	0
NULL Total				9	0
Grand Total				4,442	216,808,599

Department: GENERAL SERVICES ADMINISTRATION
Socio-Economic Category: SDB

FUNDING_DEPARTMENT_NAME	GENERAL SERVICES ADMINISTRATION
SDB	YES

EXTENT_COMPETED_DESCRIPTION	TYPE_OF_SET_ASIDE_DESCRIPTION	EVALUATED_PREFERENCE	SOLE_SOURCE_CATEGORY	Values	
				SB_Action	SB_\$
COMPETED UNDER SAP	8(A) SOLE SOURCE	No Preference used	SOLE SOURCE	2	39,505
	8A COMPETED	No Preference used	NOT SOLE SOURCE	60	2,468,518
	ECONOMICALLY DISADVANTAGED WOMEN OWNED SMALL BUSINESS	No Preference used	NOT SOLE SOURCE	8	974,555
	HUBZONE SET-ASIDE	No Preference used	NOT SOLE SOURCE	15	1,938,701
	NO SET ASIDE USED.	No Preference used	NOT SOLE SOURCE	170	2,803,707
	SERVICE DISABLED VETERAN OWNED SMALL BUSINESS SET-ASIDE	No Preference used	NOT SOLE SOURCE	27	589,066
	SMALL BUSINESS SET ASIDE - PARTIAL	No Preference used	NOT SOLE SOURCE	2	24,956
	SMALL BUSINESS SET ASIDE - TOTAL	No Preference used	NOT SOLE SOURCE	683	8,953,483
	WOMEN OWNED SMALL BUSINESS	No Preference used	NOT SOLE SOURCE	9	329,669
COMPETED UNDER SAP Total				976	18,122,161
FULL AND OPEN COMPETITION	8(A) SOLE SOURCE	No Preference used	SOLE SOURCE	13	1,258,556
	8(A) SOLE SOURCE	OTHER	SOLE SOURCE	10	0
	8A COMPETED	No Preference used	NOT SOLE SOURCE	25	5,194,843
	8A COMPETED	OTHER	NOT SOLE SOURCE	1	-75,038
	NO SET ASIDE USED.	No Preference used	NOT SOLE SOURCE	13,333	117,750,055
	NO SET ASIDE USED.	SDB Price Evaluation Adjustment	NOT SOLE SOURCE	2	16,543
	SERVICE DISABLED VETERAN OWNED SMALL BUSINESS SET-ASIDE	No Preference used	NOT SOLE SOURCE	22	32,377,218
	SMALL BUSINESS SET ASIDE - TOTAL	No Preference used	NOT SOLE SOURCE	132	19,249,986
	SMALL BUSINESS SET ASIDE - TOTAL	OTHER	NOT SOLE SOURCE	3	396,000
	WOMEN OWNED SMALL BUSINESS	No Preference used	NOT SOLE SOURCE	7	1,450,298
	NULL	No Preference used	NOT SOLE SOURCE	1	0
	NULL	OTHER	NOT SOLE SOURCE	279	1,588,518
FULL AND OPEN COMPETITION Total				13,828	179,206,981
FULL AND OPEN COMPETITION AFTER EXCLUSION OF SOURCES	8(A) SOLE SOURCE	No Preference used	SOLE SOURCE	24	2,992,871
	8A COMPETED	No Preference used	NOT SOLE SOURCE	1,996	122,787,975
	ECONOMICALLY DISADVANTAGED WOMEN OWNED SMALL BUSINESS	No Preference used	NOT SOLE SOURCE	25	4,968,962
	HUBZONE SET-ASIDE	No Preference used	NOT SOLE SOURCE	103	24,227,480
	NO SET ASIDE USED.	No Preference used	NOT SOLE SOURCE	17	961,587
	SDVOSB SOLE SOURCE	No Preference used	SOLE SOURCE	1	474,459
	SERVICE DISABLED VETERAN OWNED SMALL BUSINESS	No Preference used	NOT SOLE SOURCE	312	39,967,538
	SMALL BUSINESS SET ASIDE - PARTIAL	No Preference used	NOT SOLE SOURCE	96	3,878,481
	SMALL BUSINESS SET ASIDE - TOTAL	No Preference used	NOT SOLE SOURCE	2,464	200,171,455
	WOMEN OWNED SMALL BUSINESS	No Preference used	NOT SOLE SOURCE	71	11,435,981
FULL AND OPEN COMPETITION AFTER EXCLUSION OF SOURCES Total				5,109	411,866,790
NOT AVAILABLE FOR COMPETITION	8(A) SOLE SOURCE	No Preference used	SOLE SOURCE	2,603	278,848,472
	8(A) SOLE SOURCE	OTHER	SOLE SOURCE	122	811,140
	HUBZONE SOLE SOURCE	No Preference used	SOLE SOURCE	3	89,471
	NO SET ASIDE USED.	No Preference used	NOT SOLE SOURCE	331	43,415,367
	SDVOSB SOLE SOURCE	No Preference used	SOLE SOURCE	3	180,172
	SMALL BUSINESS SET ASIDE - TOTAL	No Preference used	NOT SOLE SOURCE	2	37,992
	WOMEN OWNED SMALL BUSINESS SOLE SOURCE	No Preference used	WOSB_SS_Non_MFG	3	655,006
	NULL	OTHER	NOT SOLE SOURCE	18	2,258,253
NOT AVAILABLE FOR COMPETITION Total				3,085	326,295,872
NOT COMPETED	NO SET ASIDE USED.	No Preference used	NOT SOLE SOURCE	192	13,707,278
NOT COMPETED Total				192	13,707,278
NOT COMPETED UNDER SAP	8(A) SOLE SOURCE	No Preference used	SOLE SOURCE	827	30,212,121
	HUBZONE SOLE SOURCE	No Preference used	SOLE SOURCE	3	42,247
	NO SET ASIDE USED.	No Preference used	NOT SOLE SOURCE	397	7,753,085
	SDVOSB SOLE SOURCE	No Preference used	SOLE SOURCE	10	586,944
	WOMEN OWNED SMALL BUSINESS SOLE SOURCE	No Preference used	WOSB_SS_Non_MFG	1	10,594
NOT COMPETED UNDER SAP Total				1,238	38,604,991
NULL	NULL	OTHER	NOT SOLE SOURCE	54	5,004
NULL Total				54	5,004

EXTENT_COMPETED_DESCRIPTION	TYPE_OF_SET_ASIDE_DESCRIPTION	EVALUATED_PREFERENCE	SOLE_SOURCE_CATEGORY	SB_Action	SB_ \$
Grand Total				24,482	987,809,079

Department: GENERAL SERVICES ADMINISTRATION
 Socio-Economic Category: INDIAN_TRIBE

FUNDING_DEPARTMENT_NAME	GENERAL SERVICES ADMINISTRATION
INDIAN_TRIBE	YES

EXTENT_COMPETED_DESCRIPTION	TYPE_OF_SET_ASIDE_DESCRIPTION	EVALUATED_PREFERENCE	SOLE_SOURCE_CATEGORY	Values	
				SB_Action	SB_\$
COMPETED UNDER SAP	NO SET ASIDE USED.	No Preference used	NOT SOLE SOURCE	2	16,676
	SMALL BUSINESS SET ASIDE - TOTAL	No Preference used	NOT SOLE SOURCE	6	44,964
COMPETED UNDER SAP Total				8	61,640
FULL AND OPEN COMPETITION	NO SET ASIDE USED.	No Preference used	NOT SOLE SOURCE	170	5,293,182
FULL AND OPEN COMPETITION Total				170	5,293,182
FULL AND OPEN COMPETITION AFTER EXCLUSION OF SOURCES	8A COMPETED	No Preference used	NOT SOLE SOURCE	103	14,400,539
	HUBZONE SET-ASIDE	No Preference used	NOT SOLE SOURCE	3	456,179
	SMALL BUSINESS SET ASIDE - TOTAL	No Preference used	NOT SOLE SOURCE	68	11,283,737
FULL AND OPEN COMPETITION AFTER EXCLUSION OF SOURCES Total				174	26,140,454
NOT AVAILABLE FOR COMPETITION	8(A) SOLE SOURCE	No Preference used	SOLE SOURCE	71	3,179,988
	NO SET ASIDE USED.	No Preference used	NOT SOLE SOURCE	2	0
NOT AVAILABLE FOR COMPETITION Total				73	3,179,988
NOT COMPETED	NO SET ASIDE USED.	No Preference used	NOT SOLE SOURCE	1	51,050
NOT COMPETED Total				1	51,050
NOT COMPETED UNDER SAP	8(A) SOLE SOURCE	No Preference used	SOLE SOURCE	3	46,494
	NO SET ASIDE USED.	No Preference used	NOT SOLE SOURCE	5	106,149
NOT COMPETED UNDER SAP Total				8	152,643
Grand Total				434	34,878,958

Department: GENERAL SERVICES ADMINISTRATION
 Socio-Economic Category: NATIVE_HAWAIIAN_ORGANIZATION

FUNDING_DEPARTMENT_NAME	GENERAL SERVICES ADMINISTRATION
NATIVE_HAWAIIAN_ORGANIZATION	YES

EXTENT_COMPETED_DESCRIPTION	TYPE_OF_SET_ASIDE_DESCRIPTION	EVALUATED_PREFERENCE	SOLE_SOURCE_CATEGORY	Values	
				SB_Action	SB_ \$
COMPETED UNDER SAP	SMALL BUSINESS SET ASIDE - TOTAL	No Preference used	NOT SOLE SOURCE	9	102,897
COMPETED UNDER SAP Total				9	102,897
FULL AND OPEN COMPETITION	NO SET ASIDE USED.	No Preference used	NOT SOLE SOURCE	16	0
FULL AND OPEN COMPETITION Total				16	0
FULL AND OPEN COMPETITION AFTER	8A COMPETED	No Preference used	NOT SOLE SOURCE	7	0
	SMALL BUSINESS SET ASIDE - TOTAL	No Preference used	NOT SOLE SOURCE	1	-1,000
FULL AND OPEN COMPETITION AFTER				8	-1,000
NOT AVAILABLE FOR COMPETITION	8(A) SOLE SOURCE	No Preference used	SOLE SOURCE	8	851,142
NOT AVAILABLE FOR COMPETITION Total				8	851,142
NOT COMPETED UNDER SAP	8(A) SOLE SOURCE	No Preference used	SOLE SOURCE	3	155,205
	NO SET ASIDE USED.	No Preference used	NOT SOLE SOURCE	2	87,074
NOT COMPETED UNDER SAP Total				5	242,279
Grand Total				46	1,195,317

Department: GENERAL SERVICES ADMINISTRATION
 Socio-Economic Category: ALASKAN_NATIVE_CORPORATION

FUNDING_DEPARTMENT_NAME	GENERAL SERVICES ADMINISTRATION
ALASKAN_NATIVE_CORPORATION	YES

EXTENT_COMPETED_DESCRIPTION	TYPE_OF_SET_ASIDE_DESCRIPTION	EVALUATED_PREFERENCE	SOLE_SOURCE_CATEGORY	Values	
				SB_Action	SB_\$
COMPETED UNDER SAP	8A COMPETED	No Preference used	NOT SOLE SOURCE	1	38,336
	NO SET ASIDE USED.	No Preference used	NOT SOLE SOURCE	7	622,303
COMPETED UNDER SAP Total				8	660,640
FULL AND OPEN COMPETITION	NO SET ASIDE USED.	No Preference used	NOT SOLE SOURCE	216	5,115,353
	SMALL BUSINESS SET ASIDE - TOTAL	No Preference used	NOT SOLE SOURCE	22	361,337
FULL AND OPEN COMPETITION Total				238	5,476,690
FULL AND OPEN COMPETITION AFTER	8A COMPETED	No Preference used	NOT SOLE SOURCE	384	29,626,599
	HUBZONE SET-ASIDE	No Preference used	NOT SOLE SOURCE	10	5,468,592
	SMALL BUSINESS SET ASIDE - PARTIAL	No Preference used	NOT SOLE SOURCE	2	361,200
	SMALL BUSINESS SET ASIDE - TOTAL	No Preference used	NOT SOLE SOURCE	139	15,277,693
FULL AND OPEN COMPETITION AFTER				535	50,734,083
NOT AVAILABLE FOR COMPETITION	8(A) SOLE SOURCE	No Preference used	SOLE SOURCE	301	45,205,612
	NO SET ASIDE USED.	No Preference used	NOT SOLE SOURCE	25	1,317,671
NOT AVAILABLE FOR COMPETITION Total				326	46,523,283
NOT COMPETED	NO SET ASIDE USED.	No Preference used	NOT SOLE SOURCE	10	14,087
NOT COMPETED Total				10	14,087
NOT COMPETED UNDER SAP	8(A) SOLE SOURCE	No Preference used	SOLE SOURCE	111	3,465,800
	NO SET ASIDE USED.	No Preference used	NOT SOLE SOURCE	44	830,161
NOT COMPETED UNDER SAP Total				155	4,295,961
NULL	NULL	OTHER	NOT SOLE SOURCE	1	0
NULL Total				1	0
Grand Total				1,273	107,704,744

Department: GENERAL SERVICES ADMINISTRATION
 Socio-Economic Category: WOSB_EDWOSB

FUNDING_DEPARTMENT_NAME	GENERAL SERVICES ADMINISTRATION
WOSB_EDWOSB	YES

			Values	
EXTENT_COMPETED_DESCRIPTION	TYPE_OF_SET_ASIDE_DESCRIPTION	EVALUATED_PREFERENCE	SB_Action	SB_\$
COMPETED UNDER SAP	8(A) SOLE SOURCE	No Preference used	2	39,505
	8A COMPETED	No Preference used	18	210,226
	ECONOMICALLY DISADVANTAGED WOMEN OWNED SMALL BUSINESS	No Preference used	8	974,555
	NO SET ASIDE USED.	No Preference used	129	3,487,450
	SERVICE DISABLED VETERAN OWNED SMALL BUSINESS SET-ASIDE	No Preference used	2	99,907
	SMALL BUSINESS SET ASIDE - TOTAL	No Preference used	358	4,619,592
	WOMEN OWNED SMALL BUSINESS	No Preference used	9	329,669
COMPETED UNDER SAP Total			526	9,760,904
COMPETITIVE DELIVERY ORDER	NO SET ASIDE USED.	No Preference used	1	30,809
COMPETITIVE DELIVERY ORDER Total			1	30,809
FULL AND OPEN COMPETITION	8(A) SOLE SOURCE	No Preference used	8	485,842
	8A COMPETED	No Preference used	5	1,388,832
	NO SET ASIDE USED.	HUBZone Price Evaluation Preference	7	221,862
	NO SET ASIDE USED.	No Preference used	13,187	76,195,012
	SERVICE DISABLED VETERAN OWNED SMALL BUSINESS SET-ASIDE	No Preference used	3	1,983,825
	SMALL BUSINESS SET ASIDE - PARTIAL	No Preference used	3	15,082
	SMALL BUSINESS SET ASIDE - TOTAL	No Preference used	157	19,098,348
	SMALL BUSINESS SET ASIDE - TOTAL	OTHER	3	46,756
	WOMEN OWNED SMALL BUSINESS	No Preference used	10	4,157,611
	NULL	No Preference used	1	0
	NULL	OTHER	438	937,179
FULL AND OPEN COMPETITION Total			13,822	104,530,348
FULL AND OPEN COMPETITION AFTER EXCLUSION OF SOURCES	8(A) SOLE SOURCE	No Preference used	7	2,365,501
	8A COMPETED	No Preference used	622	26,439,390
	ECONOMICALLY DISADVANTAGED WOMEN OWNED SMALL BUSINESS	No Preference used	25	4,968,962
	HUBZONE SET-ASIDE	No Preference used	20	825,909
	NO SET ASIDE USED.	No Preference used	16	146,736
	SERVICE DISABLED VETERAN OWNED SMALL BUSINESS SET-ASIDE	No Preference used	30	8,554,230
	SMALL BUSINESS SET ASIDE - PARTIAL	No Preference used	78	2,603,178
	SMALL BUSINESS SET ASIDE - TOTAL	No Preference used	2,107	125,571,318
	SMALL BUSINESS SET ASIDE - TOTAL	OTHER	6	-39,907
	WOMEN OWNED SMALL BUSINESS	No Preference used	85	13,354,655
	NULL	No Preference used	1	0
FULL AND OPEN COMPETITION AFTER EXCLUSION OF SOURCES Total			2,997	184,789,971
NOT AVAILABLE FOR COMPETITION	8(A) SOLE SOURCE	No Preference used	751	66,563,079
	8(A) SOLE SOURCE	OTHER	59	2,078,405
	HUBZONE SOLE SOURCE	No Preference used	2	89,471
	NO SET ASIDE USED.	No Preference used	87	3,693,859
	SDVOSB SOLE SOURCE	No Preference used	3	180,172
	WOMEN OWNED SMALL BUSINESS SOLE SOURCE	No Preference used	4	1,518,317
NOT AVAILABLE FOR COMPETITION Total			906	74,123,304
NOT COMPETED	NO SET ASIDE USED.	No Preference used	101	3,285,704
NOT COMPETED Total			101	3,285,704

EXTENT_COMPETED_DESCRIPTION	TYPE_OF_SET_ASIDE_DESCRIPTION	EVALUATED_PREFERENCE	SB_Action	SB_\$
NOT COMPETED UNDER SAP	8(A) SOLE SOURCE	No Preference used	198	7,056,858
	HUBZONE SOLE SOURCE	No Preference used	1	19,018
	NO SET ASIDE USED.	No Preference used	164	2,948,849
	WOMEN OWNED SMALL BUSINESS SOLE SOURCE	No Preference used	1	10,594
NOT COMPETED UNDER SAP Total			364	10,035,318
NULL	NO SET ASIDE USED.	No Preference used	1	-45,472
	NULL	OTHER	109	4,948
NULL Total			110	-40,524
Grand Total			18,827	386,515,833

Department: HEALTH AND HUMAN SERVICES, DEPARTMENT OF
 Socio-Economic Category: Small Business

FUNDING DEPARTMENT NAME	HEALTH AND HUMAN SERVICES, DEPARTMENT OF
-------------------------	--

EXTENT_COMPETED_DESCRIPTION	TYPE_OF_SET_ASIDE_DESCRIPTION	EVALUATED_PREFERENCE	SOLE_SOURCE_CATEGORY	Values	
				SB_Action	SB_\$
COMPETED UNDER SAP	8A COMPETED	No Preference used	NOT SOLE SOURCE	118	7,059,474
	BUY INDIAN	No Preference used	NOT SOLE SOURCE	125	5,983,187
	ECONOMICALLY DISADVANTAGED WOMEN OWNED	No Preference used	NOT SOLE SOURCE	9	730,677
	HUBZONE SET-ASIDE	No Preference used	NOT SOLE SOURCE	24	3,018,768
	NO SET ASIDE USED.	No Preference used	NOT SOLE SOURCE	6,876	124,136,210
	SERVICE DISABLED VETERAN OWNED SMALL BUSINESS	No Preference used	NOT SOLE SOURCE	46	3,672,591
	SMALL BUSINESS SET ASIDE - PARTIAL	No Preference used	NOT SOLE SOURCE	2	24,550
	SMALL BUSINESS SET ASIDE - TOTAL	No Preference used	NOT SOLE SOURCE	3,789	111,049,020
	WOMEN OWNED SMALL BUSINESS	No Preference used	NOT SOLE SOURCE	29	911,917
	INDIAN SMALL BUSINESS ECONOMIC ENTERPRISE	No Preference used	NOT SOLE SOURCE	2	0
	INDIAN ECONOMIC ENTERPRISE	No Preference used	NOT SOLE SOURCE	1	20,600
COMPETED UNDER SAP Total				11,021	256,606,993
COMPETITIVE DELIVERY ORDER	8(A) SOLE SOURCE	No Preference used	SOLE SOURCE	1	-9,741
	8A COMPETED	No Preference used	NOT SOLE SOURCE	27	-1,615,676
	NO SET ASIDE USED.	No Preference used	NOT SOLE SOURCE	31	-2,788,750
	SMALL BUSINESS SET ASIDE - PARTIAL	No Preference used	NOT SOLE SOURCE	1	-31,621
	SMALL BUSINESS SET ASIDE - TOTAL	No Preference used	NOT SOLE SOURCE	7	38,419
	NULL	No Preference used	NOT SOLE SOURCE	4	-61,031
COMPETITIVE DELIVERY ORDER Total				71	-4,468,400
FULL AND OPEN COMPETITION	8(A) SOLE SOURCE	No Preference used	SOLE SOURCE	14	8,714,338
	8(A) SOLE SOURCE	OTHER	SOLE SOURCE	1	-11,011
	8A COMPETED	No Preference used	NOT SOLE SOURCE	28	23,478,989
	ECONOMICALLY DISADVANTAGED WOMEN OWNED	No Preference used	NOT SOLE SOURCE	4	264,485
	HUBZONE SET-ASIDE	No Preference used	NOT SOLE SOURCE	1	2,692,854
	NO SET ASIDE USED.	No Preference used	NOT SOLE SOURCE	11,896	1,944,701,865
	SDVOSB SOLE SOURCE	No Preference used	SOLE SOURCE	2	298,000
	SERVICE DISABLED VETERAN OWNED SMALL BUSINESS	No Preference used	NOT SOLE SOURCE	30	23,035,202
	SMALL BUSINESS SET ASIDE - PARTIAL	No Preference used	NOT SOLE SOURCE	6	4,533,441
	SMALL BUSINESS SET ASIDE - TOTAL	No Preference used	NOT SOLE SOURCE	524	216,323,260
	SMALL BUSINESS SET ASIDE - TOTAL	OTHER	NOT SOLE SOURCE	39	32,518,420
	WOMEN OWNED SMALL BUSINESS	No Preference used	NOT SOLE SOURCE	31	35,735,379
	WOMEN OWNED SMALL BUSINESS	OTHER	NOT SOLE SOURCE	1	572,659
	ECONOMICALLY DISADVANTAGED WOMEN OWNED	No Preference used	EDWOSB_SS_NON_MFG	2	100,535
	NULL	No Preference used	NOT SOLE SOURCE	28	2,719,120
	NULL	OTHER	NOT SOLE SOURCE	470	55,546,894
FULL AND OPEN COMPETITION Total				13,077	2,351,224,429
FULL AND OPEN COMPETITION	8(A) SOLE SOURCE	No Preference used	SOLE SOURCE	19	13,322,989
	8A COMPETED	No Preference used	NOT SOLE SOURCE	1,397	679,926,123
	BUY INDIAN	No Preference used	NOT SOLE SOURCE	49	17,186,728
	ECONOMICALLY DISADVANTAGED WOMEN OWNED	No Preference used	NOT SOLE SOURCE	7	1,123,964
	HUBZONE SET-ASIDE	No Preference used	NOT SOLE SOURCE	139	12,609,536
	HUBZONE SOLE SOURCE	No Preference used	SOLE SOURCE	1	-23,242
	NO SET ASIDE USED.	No Preference used	NOT SOLE SOURCE	253	18,135,132
	SERVICE DISABLED VETERAN OWNED SMALL BUSINESS	No Preference used	NOT SOLE SOURCE	197	53,896,052
	SMALL BUSINESS SET ASIDE - PARTIAL	No Preference used	NOT SOLE SOURCE	199	38,899,166
	SMALL BUSINESS SET ASIDE - TOTAL	No Preference used	NOT SOLE SOURCE	4,626	1,098,584,275
	WOMEN OWNED SMALL BUSINESS	No Preference used	NOT SOLE SOURCE	25	8,209,433
FULL AND OPEN COMPETITION AFTER				6,912	1,941,870,155
NON-COMPETITIVE DELIVERY ORDER	8A COMPETED	No Preference used	NOT SOLE SOURCE	1	-228,872
	NO SET ASIDE USED.	No Preference used	NOT SOLE SOURCE	3	-425,582
	SMALL BUSINESS SET ASIDE - TOTAL	No Preference used	NOT SOLE SOURCE	2	-14,916
	NULL	No Preference used	NOT SOLE SOURCE	2	-3,502
NON-COMPETITIVE DELIVERY ORDER				8	-672,872
NOT AVAILABLE FOR COMPETITION	8(A) SOLE SOURCE	No Preference used	SOLE SOURCE	2,851	500,241,381
	8(A) SOLE SOURCE	OTHER	SOLE SOURCE	36	304,946
	HUBZONE SOLE SOURCE	No Preference used	SOLE SOURCE	40	2,718,264
	NO SET ASIDE USED.	No Preference used	NOT SOLE SOURCE	397	60,422,852
	SDVOSB SOLE SOURCE	No Preference used	SOLE SOURCE	10	709,607
	SMALL BUSINESS SET ASIDE - TOTAL	OTHER	NOT SOLE SOURCE	3	265,047
	WOMEN OWNED SMALL BUSINESS SOLE SOURCE	No Preference used	WOSB_SS_Non_MFG	6	1,176,178
	ECONOMICALLY DISADVANTAGED WOMEN OWNED	No Preference used	EDWOSB_SS_NON_MFG	11	1,058,433
NOT AVAILABLE FOR COMPETITION				3,354	566,896,709
NOT COMPETED	NO SET ASIDE USED.	No Preference used	NOT SOLE SOURCE	1,891	166,780,042
	SMALL BUSINESS SET ASIDE - TOTAL	No Preference used	NOT SOLE SOURCE	1	3,895
NOT COMPETED Total				1,892	166,783,937

EXTENT_COMPETED_DESCRIPTION	TYPE_OF_SET_ASIDE_DESCRIPTION	EVALUATED_PREFERENCE	SOLE_SOURCE_CATEGORY	SB_Action	SB_\$
NOT COMPETED UNDER SAP	8(A) SOLE SOURCE	No Preference used	SOLE SOURCE	790	68,448,750
	8A COMPETED	No Preference used	NOT SOLE SOURCE	1	-11,063
	HUBZONE SOLE SOURCE	No Preference used	SOLE SOURCE	15	132,783
	NO SET ASIDE USED.	No Preference used	NOT SOLE SOURCE	4,292	99,496,026
	SDVOSB SOLE SOURCE	No Preference used	SOLE SOURCE	3	3,224,468
	SMALL BUSINESS SET ASIDE - TOTAL	No Preference used	NOT SOLE SOURCE	1	15,613
	WOMEN OWNED SMALL BUSINESS SOLE SOURCE	No Preference used	WOSB_SS_Non_MFG	1	4,591
	ECONOMICALLY DISADVANTAGED WOMEN OWNED	No Preference used	EDWOSB_SS_NON_MFG	4	143,523
NOT COMPETED UNDER SAP Total				5,107	171,454,690
NULL	8A COMPETED	No Preference used	NOT SOLE SOURCE	2	-5,236
	NO SET ASIDE USED.	No Preference used	NOT SOLE SOURCE	28	1,014,855
	NULL	OTHER	NOT SOLE SOURCE	1,077	0
NULL Total				1,107	1,009,619
Grand Total				42,549	5,450,705,260

Department: HEALTH AND HUMAN SERVICES, DEPARTMENT OF
 Socio-Economic Category: SRDVOB_FLAG

FUNDING_DEPARTMENT_NAME	HEALTH AND HUMAN SERVICES, DEPARTMENT OF
SRDVOB_FLAG	YES

EXTENT_COMPETED_DESCRIPTION	TYPE_OF_SET_ASIDE_DESCRIPTION	EVALUATED_PREFERENCE	SOLE_SOURCE_CATEGORY	Values	
				SB_Action	SB_\$
COMPETED UNDER SAP	8A COMPETED	No Preference used	NOT SOLE SOURCE	4	8,225
	BUY INDIAN	No Preference used	NOT SOLE SOURCE	4	149,881
	NO SET ASIDE USED.	No Preference used	NOT SOLE SOURCE	148	3,781,409
	SERVICE DISABLED VETERAN OWNED SMALL BUSINESS	No Preference used	NOT SOLE SOURCE	46	3,672,591
	SMALL BUSINESS SET ASIDE - TOTAL	No Preference used	NOT SOLE SOURCE	183	4,846,914
COMPETED UNDER SAP Total				385	12,459,019
COMPETITIVE DELIVERY ORDER	NO SET ASIDE USED.	No Preference used	NOT SOLE SOURCE	1	(81,681)
COMPETITIVE DELIVERY ORDER Total				1	(81,681)
FULL AND OPEN COMPETITION	8(A) SOLE SOURCE	No Preference used	SOLE SOURCE	2	2,039,033
	8A COMPETED	No Preference used	NOT SOLE SOURCE	16	6,897,701
	NO SET ASIDE USED.	No Preference used	NOT SOLE SOURCE	936	102,465,338
	SDVOSB SOLE SOURCE	No Preference used	SOLE SOURCE	2	298,000
	SERVICE DISABLED VETERAN OWNED SMALL BUSINESS	No Preference used	NOT SOLE SOURCE	30	23,035,202
	SMALL BUSINESS SET ASIDE - PARTIAL	No Preference used	NOT SOLE SOURCE	5	4,533,441
	SMALL BUSINESS SET ASIDE - TOTAL	No Preference used	NOT SOLE SOURCE	53	17,465,213
	WOMEN OWNED SMALL BUSINESS	No Preference used	NOT SOLE SOURCE	2	170,973
	NULL	OTHER	NOT SOLE SOURCE	2	(629)
FULL AND OPEN COMPETITION Total				1,048	156,904,272
FULL AND OPEN COMPETITION	8(A) SOLE SOURCE	No Preference used	SOLE SOURCE	3	1,258,995
	8A COMPETED	No Preference used	NOT SOLE SOURCE	126	60,645,009
	HUBZONE SET-ASIDE	No Preference used	NOT SOLE SOURCE	13	1,633,711
	NO SET ASIDE USED.	No Preference used	NOT SOLE SOURCE	2	131,515
	SERVICE DISABLED VETERAN OWNED SMALL BUSINESS	No Preference used	NOT SOLE SOURCE	197	53,896,052
	SMALL BUSINESS SET ASIDE - PARTIAL	No Preference used	NOT SOLE SOURCE	27	10,283,317
	SMALL BUSINESS SET ASIDE - TOTAL	No Preference used	NOT SOLE SOURCE	251	50,885,997
	WOMEN OWNED SMALL BUSINESS	No Preference used	NOT SOLE SOURCE	3	-
FULL AND OPEN COMPETITION AFTER				622	178,734,595
NOT AVAILABLE FOR COMPETITION	8(A) SOLE SOURCE	No Preference used	SOLE SOURCE	227	36,593,424
	HUBZONE SOLE SOURCE	No Preference used	SOLE SOURCE	1	2,552,000
	NO SET ASIDE USED.	No Preference used	NOT SOLE SOURCE	28	4,683,209
	SDVOSB SOLE SOURCE	No Preference used	SOLE SOURCE	10	709,607
NOT AVAILABLE FOR COMPETITION				266	44,538,240
NOT COMPETED	NO SET ASIDE USED.	No Preference used	NOT SOLE SOURCE	28	1,367,563
NOT COMPETED Total				28	1,367,563
NOT COMPETED UNDER SAP	8(A) SOLE SOURCE	No Preference used	SOLE SOURCE	62	4,021,627
	NO SET ASIDE USED.	No Preference used	NOT SOLE SOURCE	74	3,959,218
	SDVOSB SOLE SOURCE	No Preference used	SOLE SOURCE	3	3,224,468
NOT COMPETED UNDER SAP Total				139	11,205,313
NULL	NULL	OTHER	NOT SOLE SOURCE	32	-
NULL Total				32	-
Grand Total				2,521	405,127,322

Department: HEALTH AND HUMAN SERVICES, DEPARTMENT OF
 Socio-Economic Category: HubZone_FLAG

FUNDING_DEPARTMENT_NAME	HEALTH AND HUMAN SERVICES, DEPARTMENT OF
HubZone_FLAG	YES

EXTENT_COMPETED_DESCRIPTION	TYPE_OF_SET_ASIDE_DESCRIPTION	EVALUATED_PREFERENCE	SOLE_SOURCE_CATEGORY	Values	
				SB_Action	SB_-\$
COMPETED UNDER SAP	8A COMPETED	No Preference used	NOT SOLE SOURCE	79	2,985,019
	BUY INDIAN	No Preference used	NOT SOLE SOURCE	11	218,749
	HUBZONE SET-ASIDE	No Preference used	NOT SOLE SOURCE	24	3,018,768
	NO SET ASIDE USED.	No Preference used	NOT SOLE SOURCE	150	4,465,390
	SERVICE DISABLED VETERAN OWNED SMALL BUSINESS	No Preference used	NOT SOLE SOURCE	1	47,600
	SMALL BUSINESS SET ASIDE - TOTAL	No Preference used	NOT SOLE SOURCE	97	2,269,187
	WOMEN OWNED SMALL BUSINESS	No Preference used	NOT SOLE SOURCE	3	8,165
COMPETED UNDER SAP Total				365	13,012,879
COMPETITIVE DELIVERY ORDER	NO SET ASIDE USED.	No Preference used	NOT SOLE SOURCE	1	-2,730
COMPETITIVE DELIVERY ORDER Total				1	-2,730
FULL AND OPEN COMPETITION	8(A) SOLE SOURCE	No Preference used	SOLE SOURCE	2	1,346,515
	8A COMPETED	No Preference used	NOT SOLE SOURCE	1	310,762
	ECONOMICALLY DISADVANTAGED WOMEN OWNED	No Preference used	NOT SOLE SOURCE	1	83,743
	HUBZONE SET-ASIDE	No Preference used	NOT SOLE SOURCE	1	2,692,854
	NO SET ASIDE USED.	No Preference used	NOT SOLE SOURCE	663	50,033,919
	SMALL BUSINESS SET ASIDE - TOTAL	No Preference used	NOT SOLE SOURCE	31	10,196,435
	WOMEN OWNED SMALL BUSINESS	No Preference used	NOT SOLE SOURCE	2	119,194
	NULL	OTHER	NOT SOLE SOURCE	4	719,588
FULL AND OPEN COMPETITION Total				705	65,503,011
FULL AND OPEN COMPETITION	8(A) SOLE SOURCE	No Preference used	SOLE SOURCE	1	298,352
	8A COMPETED	No Preference used	NOT SOLE SOURCE	66	18,270,864
	BUY INDIAN	No Preference used	NOT SOLE SOURCE	7	916,047
	HUBZONE SET-ASIDE	No Preference used	NOT SOLE SOURCE	137	12,380,846
	HUBZONE SOLE SOURCE	No Preference used	SOLE SOURCE	1	-23,242
	NO SET ASIDE USED.	No Preference used	NOT SOLE SOURCE	13	-44,815
	SERVICE DISABLED VETERAN OWNED SMALL BUSINESS	No Preference used	NOT SOLE SOURCE	1	482,636
	SMALL BUSINESS SET ASIDE - PARTIAL	No Preference used	NOT SOLE SOURCE	25	7,489,852
	SMALL BUSINESS SET ASIDE - TOTAL	No Preference used	NOT SOLE SOURCE	207	11,369,866
FULL AND OPEN COMPETITION AFTER				458	51,140,406
NOT AVAILABLE FOR COMPETITION	8(A) SOLE SOURCE	No Preference used	SOLE SOURCE	312	42,699,446
	8(A) SOLE SOURCE	OTHER	SOLE SOURCE	2	28,973
	HUBZONE SOLE SOURCE	No Preference used	SOLE SOURCE	40	2,718,264
	NO SET ASIDE USED.	No Preference used	NOT SOLE SOURCE	17	7,612,247
	ECONOMICALLY DISADVANTAGED WOMEN OWNED	No Preference used	EDWOSB_SS_NON_MFG	1	634,193
NOT AVAILABLE FOR COMPETITION				372	53,693,124
NOT COMPETED	NO SET ASIDE USED.	No Preference used	NOT SOLE SOURCE	37	4,125,939
NOT COMPETED Total				37	4,125,939
NOT COMPETED UNDER SAP	8(A) SOLE SOURCE	No Preference used	SOLE SOURCE	205	7,834,669
	HUBZONE SOLE SOURCE	No Preference used	SOLE SOURCE	15	132,783
	NO SET ASIDE USED.	No Preference used	NOT SOLE SOURCE	83	2,091,732
NOT COMPETED UNDER SAP Total				303	10,059,184
NULL	NULL	OTHER	NOT SOLE SOURCE	11	0
NULL Total				11	0
Grand Total				2,252	197,531,813

Department: HEALTH AND HUMAN SERVICES, DEPARTMENT OF
Socio-Economic Category: SDB

FUNDING_DEPARTMENT_NAME	HEALTH AND HUMAN SERVICES, DEPARTMENT OF
SDB	YES

				Values	
EXTENT_COMPETED_DESCRIPTION	TYPE_OF_SET_ASIDE_DESCRIPTION	EVALUATED_PREFERENCE	SOLE_SOURCE_CATEGORY	SB_Action	SB_\$
COMPETED UNDER SAP	8A COMPETED	No Preference used	NOT SOLE SOURCE	118	7,059,474
	BUY INDIAN	No Preference used	NOT SOLE SOURCE	88	5,653,041
	ECONOMICALLY DISADVANTAGED WOMEN OWNED SMALL BUSINESS	No Preference used	NOT SOLE SOURCE	8	729,777
	HUBZONE SET-ASIDE	No Preference used	NOT SOLE SOURCE	18	1,745,312
	NO SET ASIDE USED.	No Preference used	NOT SOLE SOURCE	1,213	22,401,829
	SERVICE DISABLED VETERAN OWNED SMALL BUSINESS SET-ASIDE	No Preference used	NOT SOLE SOURCE	11	1,233,025
	SMALL BUSINESS SET ASIDE - PARTIAL	No Preference used	NOT SOLE SOURCE	1	19,765
	SMALL BUSINESS SET ASIDE - TOTAL	No Preference used	NOT SOLE SOURCE	1,042	26,860,401
	WOMEN OWNED SMALL BUSINESS	No Preference used	NOT SOLE SOURCE	11	259,844
	INDIAN SMALL BUSINESS ECONOMIC ENTERPRISE	No Preference used	NOT SOLE SOURCE	2	0
	INDIAN ECONOMIC ENTERPRISE	No Preference used	NOT SOLE SOURCE	1	20,600
COMPETED UNDER SAP Total				2,513	65,983,068
COMPETITIVE DELIVERY ORDER	8A COMPETED	No Preference used	NOT SOLE SOURCE	27	-1,615,676
	NO SET ASIDE USED.	No Preference used	NOT SOLE SOURCE	5	-76,909
	SMALL BUSINESS SET ASIDE - PARTIAL	No Preference used	NOT SOLE SOURCE	1	-31,621
	SMALL BUSINESS SET ASIDE - TOTAL	No Preference used	NOT SOLE SOURCE	2	-9,654
	NULL	No Preference used	NOT SOLE SOURCE	1	-49,088
COMPETITIVE DELIVERY ORDER Total				36	-1,782,947
FULL AND OPEN COMPETITION	8(A) SOLE SOURCE	No Preference used	SOLE SOURCE	14	8,714,338
	8(A) SOLE SOURCE	OTHER	SOLE SOURCE	1	-11,011
	8A COMPETED	No Preference used	NOT SOLE SOURCE	28	23,478,989
	ECONOMICALLY DISADVANTAGED WOMEN OWNED SMALL BUSINESS	No Preference used	NOT SOLE SOURCE	2	253,164
	NO SET ASIDE USED.	No Preference used	NOT SOLE SOURCE	2,946	460,313,972
	SERVICE DISABLED VETERAN OWNED SMALL BUSINESS SET-ASIDE	No Preference used	NOT SOLE SOURCE	7	15,817,873
	SMALL BUSINESS SET ASIDE - PARTIAL	No Preference used	NOT SOLE SOURCE	1	0
	SMALL BUSINESS SET ASIDE - TOTAL	No Preference used	NOT SOLE SOURCE	165	42,450,287
	SMALL BUSINESS SET ASIDE - TOTAL	OTHER	NOT SOLE SOURCE	3	727,189
	WOMEN OWNED SMALL BUSINESS	No Preference used	NOT SOLE SOURCE	12	21,367,734
	ECONOMICALLY DISADVANTAGED WOMEN OWNED SMALL BUSINESS SOLE SOURCE	No Preference used	EDWOSB_SS_NON_MFG	2	100,535
	NULL	No Preference used	NOT SOLE SOURCE	3	130,700
	NULL	OTHER	NOT SOLE SOURCE	82	12,280,583
FULL AND OPEN COMPETITION Total				3,266	585,624,353
FULL AND OPEN COMPETITION AFTER EXCLUSION OF SOURCES	8(A) SOLE SOURCE	No Preference used	SOLE SOURCE	19	13,322,989
	8A COMPETED	No Preference used	NOT SOLE SOURCE	1,397	679,926,123
	BUY INDIAN	No Preference used	NOT SOLE SOURCE	47	10,400,391
	ECONOMICALLY DISADVANTAGED WOMEN OWNED SMALL BUSINESS	No Preference used	NOT SOLE SOURCE	7	1,123,964
	HUBZONE SET-ASIDE	No Preference used	NOT SOLE SOURCE	74	6,571,030
	HUBZONE SOLE SOURCE	No Preference used	SOLE SOURCE	1	-23,242
	NO SET ASIDE USED.	No Preference used	NOT SOLE SOURCE	143	9,391,845
	SERVICE DISABLED VETERAN OWNED SMALL BUSINESS SET-ASIDE	No Preference used	NOT SOLE SOURCE	37	9,324,160
	SMALL BUSINESS SET ASIDE - PARTIAL	No Preference used	NOT SOLE SOURCE	53	4,468,466
	SMALL BUSINESS SET ASIDE - TOTAL	No Preference used	NOT SOLE SOURCE	1,522	382,846,935
	WOMEN OWNED SMALL BUSINESS	No Preference used	NOT SOLE SOURCE	6	4,568,747
FULL AND OPEN COMPETITION AFTER EXCLUSION OF SOURCES Total				3,306	1,121,921,407
NON-COMPETITIVE DELIVERY ORDER	8A COMPETED	No Preference used	NOT SOLE SOURCE	1	-228,872
	NO SET ASIDE USED.	No Preference used	NOT SOLE SOURCE	2	-425,570
	SMALL BUSINESS SET ASIDE - TOTAL	No Preference used	NOT SOLE SOURCE	1	0
NON-COMPETITIVE DELIVERY ORDER Total				4	-654,442
NOT AVAILABLE FOR COMPETITION	8(A) SOLE SOURCE	No Preference used	SOLE SOURCE	2,851	500,241,381
	8(A) SOLE SOURCE	OTHER	SOLE SOURCE	36	304,946
	HUBZONE SOLE SOURCE	No Preference used	SOLE SOURCE	39	166,264

EXTENT_COMPETED_DESCRIPTION	TYPE_OF_SET_ASIDE_DESCRIPTION	EVALUATED_PREFERENCE	SOLE_SOURCE_CATEGORY	SB_Action	SB_ \$
NOT AVAILABLE FOR COMPETITION	NO SET ASIDE USED.	No Preference used	NOT SOLE SOURCE	354	60,748,421
	SDVOSB SOLE SOURCE	No Preference used	SOLE SOURCE	5	272,394
	SMALL BUSINESS SET ASIDE - TOTAL	OTHER	NOT SOLE SOURCE	3	265,047
	WOMEN OWNED SMALL BUSINESS SOLE SOURCE	No Preference used	WOSB_SS_Non_MFG	5	1,176,178
	ECONOMICALLY DISADVANTAGED WOMEN OWNED SMALL BUSINESS SOLE SOURCE	No Preference used	EDWOSB_SS_NON_MFG	11	1,058,433
NOT AVAILABLE FOR COMPETITION Total				3,304	564,233,065
NOT COMPETED	NO SET ASIDE USED.	No Preference used	NOT SOLE SOURCE	473	55,222,109
NOT COMPETED Total				473	55,222,109
NOT COMPETED UNDER SAP	8(A) SOLE SOURCE	No Preference used	SOLE SOURCE	790	68,448,750
	8A COMPETED	No Preference used	NOT SOLE SOURCE	1	-11,063
	HUBZONE SOLE SOURCE	No Preference used	SOLE SOURCE	11	50,278
	NO SET ASIDE USED.	No Preference used	NOT SOLE SOURCE	909	33,791,699
	ECONOMICALLY DISADVANTAGED WOMEN OWNED SMALL BUSINESS SOLE SOURCE	No Preference used	EDWOSB_SS_NON_MFG	4	143,523
NOT COMPETED UNDER SAP Total				1,715	102,423,186
NULL	8A COMPETED	No Preference used	NOT SOLE SOURCE	2	-5,236
	NO SET ASIDE USED.	No Preference used	NOT SOLE SOURCE	12	1,021,013
	NULL	OTHER	NOT SOLE SOURCE	216	0
NULL Total				230	1,015,777
Grand Total				14,847	2,493,985,575

Department: HEALTH AND HUMAN SERVICES, DEPARTMENT OF
Socio-Economic Category: INDIAN_TRIBE

FUNDING_DEPARTMENT_NAME	HEALTH AND HUMAN SERVICES, DEPARTMENT OF
INDIAN_TRIBE	YES

EXTENT_COMPETED_DESCRIPTION	TYPE_OF_SET_ASIDE_DESCRIPTION	EVALUATED_PREFERENCE	SOLE_SOURCE_CATEGORY	Values	
				SB_Action	SB_ \$
COMPETED UNDER SAP	BUY INDIAN	No Preference used	NOT SOLE SOURCE	13	374,870
	ECONOMICALLY DISADVANTAGED WOMEN OWNED SMALL BUSINESS	No Preference used	NOT SOLE SOURCE	3	558,000
	NO SET ASIDE USED.	No Preference used	NOT SOLE SOURCE	59	1,323,524
	SMALL BUSINESS SET ASIDE - TOTAL	No Preference used	NOT SOLE SOURCE	42	577,448
	WOMEN OWNED SMALL BUSINESS	No Preference used	NOT SOLE SOURCE	1	0
COMPETED UNDER SAP Total				118	2,833,842
FULL AND OPEN COMPETITION	8A COMPETED	No Preference used	NOT SOLE SOURCE	2	2,329,032
	NO SET ASIDE USED.	No Preference used	NOT SOLE SOURCE	42	2,649,136
	SMALL BUSINESS SET ASIDE - TOTAL	No Preference used	NOT SOLE SOURCE	4	6,616,333
FULL AND OPEN COMPETITION Total				48	11,594,501
FULL AND OPEN COMPETITION AFTER EXCLUSION OF SOURCES	8A COMPETED	No Preference used	NOT SOLE SOURCE	25	10,441,463
	BUY INDIAN	No Preference used	NOT SOLE SOURCE	12	9,201,528
	HUBZONE SET-ASIDE	No Preference used	NOT SOLE SOURCE	4	-104,255
	NO SET ASIDE USED.	No Preference used	NOT SOLE SOURCE	1	14,268
	SMALL BUSINESS SET ASIDE - PARTIAL	No Preference used	NOT SOLE SOURCE	7	349,713
	SMALL BUSINESS SET ASIDE - TOTAL	No Preference used	NOT SOLE SOURCE	22	1,734,825
FULL AND OPEN COMPETITION AFTER EXCLUSION OF SOURCES Total				71	21,637,542
NOT AVAILABLE FOR COMPETITION	8(A) SOLE SOURCE	No Preference used	SOLE SOURCE	212	55,734,583
	NO SET ASIDE USED.	No Preference used	NOT SOLE SOURCE	119	12,133,156
NOT AVAILABLE FOR COMPETITION				331	67,867,739
NOT COMPETED	NO SET ASIDE USED.	No Preference used	NOT SOLE SOURCE	24	5,652,370
NOT COMPETED Total				24	5,652,370
NOT COMPETED UNDER SAP	8(A) SOLE SOURCE	No Preference used	SOLE SOURCE	74	10,636,967
	HUBZONE SOLE SOURCE	No Preference used	SOLE SOURCE	4	82,505
	NO SET ASIDE USED.	No Preference used	NOT SOLE SOURCE	40	1,389,788
	ECONOMICALLY DISADVANTAGED WOMEN OWNED SMALL BUSINESS SOLE SOURCE	No Preference used	EDWOSB_SS_NON_MFG	2	9,099
NOT COMPETED UNDER SAP Total				120	12,118,359
NULL	NULL	OTHER	NOT SOLE SOURCE	8	0
NULL Total				8	0
Grand Total				720	121,704,353

Department: HEALTH AND HUMAN SERVICES, DEPARTMENT OF
 Socio-Economic Category: NATIVE_HAWAIIAN_ORGANIZATION

FUNDING_DEPARTMENT_NAME	HEALTH AND HUMAN SERVICES, DEPARTMENT OF
NATIVE_HAWAIIAN_ORGANIZATION	YES

EXTENT_COMPETED_DESCRIPTION	TYPE_OF_SET_ASIDE_DESCRIPTION	EVALUATED_PREFERENCE	SOLE_SOURCE_CATEGORY	Values	
				SB_Action	SB_\$
FULL AND OPEN COMPETITION	NO SET ASIDE USED.	No Preference used	NOT SOLE SOURCE	1	721,825
FULL AND OPEN COMPETITION Total				1	721,825
FULL AND OPEN COMPETITION AFTER EXCLUSION OF SOURCES	8A COMPETED	No Preference used	NOT SOLE SOURCE	1	0
	SMALL BUSINESS SET ASIDE - TOTAL	No Preference used	NOT SOLE SOURCE	98	19,338,128
FULL AND OPEN COMPETITION AFTER				99	19,338,128
NOT AVAILABLE FOR COMPETITION	8(A) SOLE SOURCE	No Preference used	SOLE SOURCE	35	4,928,388
NOT AVAILABLE FOR COMPETITION Total				35	4,928,388
NOT COMPETED	NO SET ASIDE USED.	No Preference used	NOT SOLE SOURCE	2	221,041
NOT COMPETED Total				2	221,041
NOT COMPETED UNDER SAP	8(A) SOLE SOURCE	No Preference used	SOLE SOURCE	21	47,837
	NO SET ASIDE USED.	No Preference used	NOT SOLE SOURCE	2	-16,212
NOT COMPETED UNDER SAP Total				23	31,625
Grand Total				160	25,241,007

Department: HEALTH AND HUMAN SERVICES, DEPARTMENT OF
 Socio-Economic Category: ALASKAN_NATIVE_CORPORATION

FUNDING_DEPARTMENT_NAME	HEALTH AND HUMAN SERVICES, DEPARTMENT OF
ALASKAN_NATIVE_CORPORATION	YES

EXTENT_COMPETED_DESCRIPTION	TYPE_OF_SET_ASIDE_DESCRIPTION	EVALUATED_PREFERENCE	SOLE_SOURCE_CATEGORY	Values	
				SB_Action	SB_\$
COMPETED UNDER SAP	8A COMPETED	No Preference used	NOT SOLE SOURCE	2	0
	BUY INDIAN	No Preference used	NOT SOLE SOURCE	3	91,947
	NO SET ASIDE USED.	No Preference used	NOT SOLE SOURCE	7	263,731
	SMALL BUSINESS SET ASIDE - TOTAL	No Preference used	NOT SOLE SOURCE	9	2,039,779
	INDIAN ECONOMIC ENTERPRISE	No Preference used	NOT SOLE SOURCE	1	20,600
COMPETED UNDER SAP Total				22	2,416,058
COMPETITIVE DELIVERY ORDER	SMALL BUSINESS SET ASIDE - TOTAL	No Preference used	NOT SOLE SOURCE	1	-7,026
COMPETITIVE DELIVERY ORDER Total				1	-7,026
FULL AND OPEN COMPETITION	NO SET ASIDE USED.	No Preference used	NOT SOLE SOURCE	32	18,469,663
	SMALL BUSINESS SET ASIDE - TOTAL	No Preference used	NOT SOLE SOURCE	2	503,447
FULL AND OPEN COMPETITION Total				34	18,973,110
FULL AND OPEN COMPETITION AFTER	8A COMPETED	No Preference used	NOT SOLE SOURCE	33	18,026,100
	HUBZONE SET-ASIDE	No Preference used	NOT SOLE SOURCE	6	531,910
	NO SET ASIDE USED.	No Preference used	NOT SOLE SOURCE	11	289,917
	SMALL BUSINESS SET ASIDE - PARTIAL	No Preference used	NOT SOLE SOURCE	3	0
	SMALL BUSINESS SET ASIDE - TOTAL	No Preference used	NOT SOLE SOURCE	59	13,803,851
FULL AND OPEN COMPETITION AFTER Total				112	32,651,778
NOT AVAILABLE FOR COMPETITION	8(A) SOLE SOURCE	No Preference used	SOLE SOURCE	594	116,147,578
	NO SET ASIDE USED.	No Preference used	NOT SOLE SOURCE	20	7,666,114
NOT AVAILABLE FOR COMPETITION Total				614	123,813,692
NOT COMPETED	NO SET ASIDE USED.	No Preference used	NOT SOLE SOURCE	52	17,906,077
NOT COMPETED Total				52	17,906,077
NOT COMPETED UNDER SAP	8(A) SOLE SOURCE	No Preference used	SOLE SOURCE	25	3,261,173
	NO SET ASIDE USED.	No Preference used	NOT SOLE SOURCE	6	67,434
NOT COMPETED UNDER SAP Total				31	3,328,607
NULL	NULL	OTHER	NOT SOLE SOURCE	1	0
NULL Total				1	0
Grand Total				867	199,082,296

Department: HEALTH AND HUMAN SERVICES, DEPARTMENT OF
 Socio-Economic Category: WOSB_EDWOSB

FUNDING_DEPARTMENT_NAME	HEALTH AND HUMAN SERVICES, DEPARTMENT OF
WOSB_EDWOSB	YES

EXTENT_COMPETED_DESCRIPTION	TYPE_OF_SET_ASIDE_DESCRIPTION	EVALUATED_PREFERENCE	Values	
			SB_Action	SB_\$
COMPETED UNDER SAP	8A COMPETED	No Preference used	15	2,317,488
	BUY INDIAN	No Preference used	24	507,400
	ECONOMICALLY DISADVANTAGED WOMEN OWNED SMALL BUSINESS	No Preference used	9	730,677
	HUBZONE SET-ASIDE	No Preference used	3	1,317,519
	NO SET ASIDE USED.	No Preference used	1,090	16,381,946
	SERVICE DISABLED VETERAN OWNED SMALL BUSINESS SET-ASIDE	No Preference used	10	1,224,477
	SMALL BUSINESS SET ASIDE - PARTIAL	No Preference used	1	19,765
	SMALL BUSINESS SET ASIDE - TOTAL	No Preference used	724	27,202,969
	WOMEN OWNED SMALL BUSINESS	No Preference used	29	911,917
COMPETED UNDER SAP Total			1,905	50,614,157
COMPETITIVE DELIVERY ORDER	8A COMPETED	No Preference used	1	0
	NO SET ASIDE USED.	No Preference used	5	-144,446
	SMALL BUSINESS SET ASIDE - TOTAL	No Preference used	5	48,073
COMPETITIVE DELIVERY ORDER Total			11	-96,373
FULL AND OPEN COMPETITION	8(A) SOLE SOURCE	No Preference used	7	1,783,346
	8A COMPETED	No Preference used	10	5,330,333
	ECONOMICALLY DISADVANTAGED WOMEN OWNED SMALL BUSINESS	No Preference used	4	264,485
	NO SET ASIDE USED.	No Preference used	3,712	620,238,354
	SERVICE DISABLED VETERAN OWNED SMALL BUSINESS SET-ASIDE	No Preference used	5	196,945
	SMALL BUSINESS SET ASIDE - TOTAL	No Preference used	146	29,125,119
	SMALL BUSINESS SET ASIDE - TOTAL	OTHER	17	15,705,722
	WOMEN OWNED SMALL BUSINESS	No Preference used	31	35,735,379
	WOMEN OWNED SMALL BUSINESS	OTHER	1	572,659
	ECONOMICALLY DISADVANTAGED WOMEN OWNED SMALL BUSINESS SOLE SOURCE	No Preference used	2	100,535
	NULL	No Preference used	23	1,209,073
	NULL	OTHER	131	13,603,808
FULL AND OPEN COMPETITION Total			4,089	723,865,757
FULL AND OPEN COMPETITION AFTER EXCLUSION OF SOURCES	8(A) SOLE SOURCE	No Preference used	4	1,055,407
	8A COMPETED	No Preference used	451	173,973,406
	BUY INDIAN	No Preference used	9	989,616
	ECONOMICALLY DISADVANTAGED WOMEN OWNED SMALL BUSINESS	No Preference used	7	1,123,964
	HUBZONE SET-ASIDE	No Preference used	34	4,333,134
	NO SET ASIDE USED.	No Preference used	155	5,622,632
	SERVICE DISABLED VETERAN OWNED SMALL BUSINESS SET-ASIDE	No Preference used	6	-236,474
	SMALL BUSINESS SET ASIDE - PARTIAL	No Preference used	25	2,975,346
	SMALL BUSINESS SET ASIDE - TOTAL	No Preference used	1,622	408,886,819
	WOMEN OWNED SMALL BUSINESS	No Preference used	25	8,209,433
FULL AND OPEN COMPETITION AFTER EXCLUSION OF SOURCES Total			2,338	606,933,284
NON-COMPETITIVE DELIVERY ORDER	8A COMPETED	No Preference used	1	-228,872
	NO SET ASIDE USED.	No Preference used	2	-407,779
	SMALL BUSINESS SET ASIDE - TOTAL	No Preference used	2	-14,916
	NULL	No Preference used	1	-3,261
NON-COMPETITIVE DELIVERY ORDER Total			6	-654,828

EXTENT_COMPETED_DESCRIPTION	TYPE_OF_SET_ASIDE_DESCRIPTION	EVALUATED_PREFERENCE	SB_Action	SB_\$
NOT AVAILABLE FOR COMPETITION	8(A) SOLE SOURCE	No Preference used	897	140,019,349
	8(A) SOLE SOURCE	OTHER	3	68,535
	HUBZONE SOLE SOURCE	No Preference used	1	24,300
	NO SET ASIDE USED.	No Preference used	95	10,799,937
	WOMEN OWNED SMALL BUSINESS SOLE SOURCE	No Preference used	6	1,176,178
	ECONOMICALLY DISADVANTAGED WOMEN OWNED SMALL BUSINESS SOLE SOURCE	No Preference used	11	1,058,433
NOT AVAILABLE FOR COMPETITION Total			1,013	153,146,731
NOT COMPETED	NO SET ASIDE USED.	No Preference used	286	19,810,983
NOT COMPETED Total			286	19,810,983
NOT COMPETED UNDER SAP	8(A) SOLE SOURCE	No Preference used	209	13,669,320
	HUBZONE SOLE SOURCE	No Preference used	2	305,202
	NO SET ASIDE USED.	No Preference used	793	27,426,528
	WOMEN OWNED SMALL BUSINESS SOLE SOURCE	No Preference used	1	4,591
	ECONOMICALLY DISADVANTAGED WOMEN OWNED SMALL BUSINESS SOLE SOURCE	No Preference used	4	143,523
NOT COMPETED UNDER SAP Total			1,009	41,549,163
NULL	NO SET ASIDE USED.	No Preference used	13	1,021,013
	NULL	OTHER	170	0
NULL Total			183	1,021,013
Grand Total			10,840	1,596,189,887

Department: HOUSING AND URBAN DEVELOPMENT, DEPARTMENT OF
 Socio-Economic Category: Small Business

FUNDING_DEPARTMENT_NAME	HOUSING AND URBAN DEVELOPMENT, DEPARTMENT OF
-------------------------	--

EXTENT_COMPETED_DESCRIPTION	TYPE_OF_SET_ASIDE_DESCRIPTION	EVALUATED_PREFERENCE	SOLE_SOURCE_CATEGORY	Values	
				SB_Action	SB_\$_
COMPETED UNDER SAP	8A COMPETED	No Preference used	NOT SOLE SOURCE	5	566,017
	HUBZONE SET-ASIDE	No Preference used	NOT SOLE SOURCE	2	0
	NO SET ASIDE USED.	No Preference used	NOT SOLE SOURCE	38	608,111
	SERVICE DISABLED VETERAN OWNED SMALL BUSINESS	No Preference used	NOT SOLE SOURCE	1	0
	SMALL BUSINESS SET ASIDE - TOTAL	No Preference used	NOT SOLE SOURCE	229	4,838,660
COMPETED UNDER SAP Total				275	6,012,788
FULL AND OPEN COMPETITION	8A COMPETED	No Preference used	NOT SOLE SOURCE	4	5,214,756
	HUBZONE SET-ASIDE	No Preference used	NOT SOLE SOURCE	1	0
	NO SET ASIDE USED.	No Preference used	NOT SOLE SOURCE	124	29,257,616
	SERVICE DISABLED VETERAN OWNED SMALL BUSINESS	No Preference used	NOT SOLE SOURCE	17	7,645,349
	SMALL BUSINESS SET ASIDE - TOTAL	No Preference used	NOT SOLE SOURCE	42	14,487,884
	SMALL BUSINESS SET ASIDE - TOTAL	OTHER	NOT SOLE SOURCE	1	9,284
	NULL	No Preference used	NOT SOLE SOURCE	3	-168,422
	NULL	OTHER	NOT SOLE SOURCE	12	169,140
FULL AND OPEN COMPETITION Total				204	56,615,606
FULL AND OPEN COMPETITION	8(A) SOLE SOURCE	No Preference used	SOLE SOURCE	32	6,051,604
	8A COMPETED	No Preference used	NOT SOLE SOURCE	189	78,714,793
	HUBZONE SET-ASIDE	No Preference used	NOT SOLE SOURCE	4	8,271,032
	NO SET ASIDE USED.	No Preference used	NOT SOLE SOURCE	6	4,028,800
	SERVICE DISABLED VETERAN OWNED SMALL BUSINESS	No Preference used	NOT SOLE SOURCE	5	12,824,166
	SMALL BUSINESS SET ASIDE - PARTIAL	No Preference used	NOT SOLE SOURCE	1	5,000
	SMALL BUSINESS SET ASIDE - TOTAL	No Preference used	NOT SOLE SOURCE	292	472,530,276
	WOMEN OWNED SMALL BUSINESS	No Preference used	NOT SOLE SOURCE	4	15,720,000
FULL AND OPEN COMPETITION AFTER				533	598,145,670
NOT AVAILABLE FOR COMPETITION	8(A) SOLE SOURCE	No Preference used	SOLE SOURCE	450	50,750,529
	8(A) SOLE SOURCE	OTHER	SOLE SOURCE	3	875,917
	NO SET ASIDE USED.	No Preference used	NOT SOLE SOURCE	39	4,247,032
	SDVOSB SOLE SOURCE	No Preference used	SOLE SOURCE	1	40,000
	WOMEN OWNED SMALL BUSINESS SOLE SOURCE	No Preference used	WOSB_SS_Non_MFG	1	587,093
NOT AVAILABLE FOR COMPETITION				494	56,500,571
NOT COMPETED	8(A) SOLE SOURCE	No Preference used	SOLE SOURCE	1	0
	NO SET ASIDE USED.	No Preference used	NOT SOLE SOURCE	71	18,176,709
NOT COMPETED Total				72	18,176,709
NOT COMPETED UNDER SAP	8(A) SOLE SOURCE	No Preference used	SOLE SOURCE	42	3,357,271
	HUBZONE SOLE SOURCE	No Preference used	SOLE SOURCE	1	0
	NO SET ASIDE USED.	No Preference used	NOT SOLE SOURCE	75	1,763,765
	SDVOSB SOLE SOURCE	No Preference used	SOLE SOURCE	1	0
NOT COMPETED UNDER SAP Total				119	5,121,036
NULL	NULL	OTHER	NOT SOLE SOURCE	9	0
NULL Total				9	0
Grand Total				1,706	740,572,380

Department: HOUSING AND URBAN DEVELOPMENT, DEPARTMENT OF
 Socio-Economic Category: SRDVOB_FLAG

FUNDING_DEPARTMENT_NAME	HOUSING AND URBAN DEVELOPMENT, DEPARTMENT OF
SRDVOB_FLAG	YES

EXTENT_COMPETED_DESCRIPTION	TYPE_OF_SET_ASIDE_DESCRIPTION	EVALUATED_PREFERENCE	SOLE_SOURCE_CATEGORY	Values	
				SB_Action	SB_\$
COMPETED UNDER SAP	HUBZONE SET-ASIDE	No Preference used	NOT SOLE SOURCE	1	-
	SERVICE DISABLED VETERAN OWNED SMALL BUSINESS	No Preference used	NOT SOLE SOURCE	1	-
	SMALL BUSINESS SET ASIDE - TOTAL	No Preference used	NOT SOLE SOURCE	6	1,856
COMPETED UNDER SAP Total				8	1,856
FULL AND OPEN COMPETITION	NO SET ASIDE USED.	No Preference used	NOT SOLE SOURCE	7	9,354
	SERVICE DISABLED VETERAN OWNED SMALL BUSINESS	No Preference used	NOT SOLE SOURCE	17	7,645,349
	SMALL BUSINESS SET ASIDE - TOTAL	No Preference used	NOT SOLE SOURCE	2	311,576
FULL AND OPEN COMPETITION Total				26	7,966,279
FULL AND OPEN COMPETITION	8A COMPETED	No Preference used	NOT SOLE SOURCE	16	8,036,025
	NO SET ASIDE USED.	No Preference used	NOT SOLE SOURCE	1	14,560
	SERVICE DISABLED VETERAN OWNED SMALL BUSINESS	No Preference used	NOT SOLE SOURCE	5	12,824,166
	SMALL BUSINESS SET ASIDE - TOTAL	No Preference used	NOT SOLE SOURCE	10	54,013,034
FULL AND OPEN COMPETITION AFTER				32	74,887,784
NOT AVAILABLE FOR COMPETITION	8(A) SOLE SOURCE	No Preference used	SOLE SOURCE	26	6,596,505
	NO SET ASIDE USED.	No Preference used	NOT SOLE SOURCE	4	88,790
	SDVOSB SOLE SOURCE	No Preference used	SOLE SOURCE	1	40,000
NOT AVAILABLE FOR COMPETITION				31	6,725,294
NOT COMPETED	NO SET ASIDE USED.	No Preference used	NOT SOLE SOURCE	2	376,293
NOT COMPETED Total				2	376,293
NOT COMPETED UNDER SAP	8(A) SOLE SOURCE	No Preference used	SOLE SOURCE	4	320,760
	NO SET ASIDE USED.	No Preference used	NOT SOLE SOURCE	1	-
	SDVOSB SOLE SOURCE	No Preference used	SOLE SOURCE	1	-
NOT COMPETED UNDER SAP Total				6	320,760
NULL	NULL	OTHER	NOT SOLE SOURCE	3	-
NULL Total				3	-
Grand Total				108	90,278,266

Department: HOUSING AND URBAN DEVELOPMENT, DEPARTMENT OF
 Socio-Economic Category: HubZone_FLAG

FUNDING_DEPARTMENT_NAME	HOUSING AND URBAN DEVELOPMENT, DEPARTMENT OF
HubZone_FLAG	YES

EXTENT_COMPETED_DESCRIPTION	TYPE_OF_SET_ASIDE_DESCRIPTION	EVALUATED_PREFERENCE	SOLE_SOURCE_CATEGORY	Values	
				SB_Action	SB_\$
COMPETED UNDER SAP	8A COMPETED	No Preference used	NOT SOLE SOURCE	1	0
	HUBZONE SET-ASIDE	No Preference used	NOT SOLE SOURCE	2	0
	SMALL BUSINESS SET ASIDE - TOTAL	No Preference used	NOT SOLE SOURCE	4	7,800
COMPETED UNDER SAP Total				7	7,800
FULL AND OPEN COMPETITION	HUBZONE SET-ASIDE	No Preference used	NOT SOLE SOURCE	1	0
	NO SET ASIDE USED.	No Preference used	NOT SOLE SOURCE	1	0
	SMALL BUSINESS SET ASIDE - TOTAL	No Preference used	NOT SOLE SOURCE	1	311,576
FULL AND OPEN COMPETITION Total				3	311,576
FULL AND OPEN COMPETITION AFTER EXCLUSION OF SOURCES	8A COMPETED	No Preference used	NOT SOLE SOURCE	3	10,827,369
	HUBZONE SET-ASIDE	No Preference used	NOT SOLE SOURCE	4	8,271,032
	SMALL BUSINESS SET ASIDE - TOTAL	No Preference used	NOT SOLE SOURCE	8	20,417,232
FULL AND OPEN COMPETITION AFTER				15	39,515,633
NOT AVAILABLE FOR COMPETITION	8(A) SOLE SOURCE	No Preference used	SOLE SOURCE	37	4,687,158
	NO SET ASIDE USED.	No Preference used	NOT SOLE SOURCE	4	0
NOT AVAILABLE FOR COMPETITION				41	4,687,158
NOT COMPETED UNDER SAP	8(A) SOLE SOURCE	No Preference used	SOLE SOURCE	1	0
	HUBZONE SOLE SOURCE	No Preference used	SOLE SOURCE	1	0
NOT COMPETED UNDER SAP Total				2	0
Grand Total				68	44,522,167

Department: HOUSING AND URBAN DEVELOPMENT, DEPARTMENT OF
Socio-Economic Category: SDB

FUNDING_DEPARTMENT_NAME	HOUSING AND URBAN DEVELOPMENT, DEPARTMENT OF
SDB	YES

EXTENT_COMPETED_DESCRIPTION	TYPE_OF_SET_ASIDE_DESCRIPTION	EVALUATED_PREFERENCE	SOLE_SOURCE_CATEGORY	Values	
				SB_Action	SB_ \$
COMPETED UNDER SAP	8A COMPETED	No Preference used	NOT SOLE SOURCE	5	566,017
	NO SET ASIDE USED.	No Preference used	NOT SOLE SOURCE	2	0
	SMALL BUSINESS SET ASIDE - TOTAL	No Preference used	NOT SOLE SOURCE	60	251,431
COMPETED UNDER SAP Total				67	817,447
FULL AND OPEN COMPETITION	8A COMPETED	No Preference used	NOT SOLE SOURCE	4	5,214,756
	NO SET ASIDE USED.	No Preference used	NOT SOLE SOURCE	37	4,943,893
	SMALL BUSINESS SET ASIDE - TOTAL	No Preference used	NOT SOLE SOURCE	29	3,883,203
FULL AND OPEN COMPETITION Total				70	14,041,852
FULL AND OPEN COMPETITION AFTER EXCLUSION OF SOURCES	8(A) SOLE SOURCE	No Preference used	SOLE SOURCE	32	6,051,604
	8A COMPETED	No Preference used	NOT SOLE SOURCE	189	78,714,793
	HUBZONE SET-ASIDE	No Preference used	NOT SOLE SOURCE	1	3,649
	NO SET ASIDE USED.	No Preference used	NOT SOLE SOURCE	6	4,028,800
	SERVICE DISABLED VETERAN OWNED SMALL BUSINESS SET-ASIDE	No Preference used	NOT SOLE SOURCE	1	655,107
	SMALL BUSINESS SET ASIDE - TOTAL	No Preference used	NOT SOLE SOURCE	110	249,639,109
	WOMEN OWNED SMALL BUSINESS	No Preference used	NOT SOLE SOURCE	2	5,660,000
FULL AND OPEN COMPETITION AFTER EXCLUSION OF SOURCES Total				341	344,753,061
NOT AVAILABLE FOR COMPETITION	8(A) SOLE SOURCE	No Preference used	SOLE SOURCE	450	50,750,529
	NO SET ASIDE USED.	No Preference used	NOT SOLE SOURCE	39	4,247,032
	SDVOSB SOLE SOURCE	No Preference used	SOLE SOURCE	1	40,000
	WOMEN OWNED SMALL BUSINESS SOLE SOURCE	No Preference used	WOSB_SS_Non_MFG	1	587,093
NOT AVAILABLE FOR COMPETITION Total				491	55,624,654
NOT COMPETED	8(A) SOLE SOURCE	No Preference used	SOLE SOURCE	1	0
	NO SET ASIDE USED.	No Preference used	NOT SOLE SOURCE	33	2,343,988
NOT COMPETED Total				34	2,343,988
NOT COMPETED UNDER SAP	8(A) SOLE SOURCE	No Preference used	SOLE SOURCE	42	3,357,271
	HUBZONE SOLE SOURCE	No Preference used	SOLE SOURCE	1	0
	NO SET ASIDE USED.	No Preference used	NOT SOLE SOURCE	25	872,712
NOT COMPETED UNDER SAP Total				68	4,229,983
NULL	NULL	OTHER	NOT SOLE SOURCE	7	0
NULL Total				7	0
Grand Total				1,078	421,810,985

Department: HOUSING AND URBAN DEVELOPMENT, DEPARTMENT OF
 Socio-Economic Category: INDIAN_TRIBE

FUNDING_DEPARTMENT_NAME	HOUSING AND URBAN DEVELOPMENT, DEPARTMENT OF
INDIAN_TRIBE	YES

EXTENT_COMPETED_DESCRIPTION	TYPE_OF_SET_ASIDE_DESCRIPTION	EVALUATED_PREFERENCE	SOLE_SOURCE_CATEGORY	Values	
				SB_Action	SB_\$
NOT AVAILABLE FOR COMPETITION	8(A) SOLE SOURCE	No Preference used	SOLE SOURCE	10	522,920
	NO SET ASIDE USED.	No Preference used	NOT SOLE SOURCE	1	-68,048
NOT AVAILABLE FOR COMPETITION Total				11	454,872
Grand Total				11	454,872

Department: HOUSING AND URBAN DEVELOPMENT, DEPARTMENT OF
 Socio-Economic Category: NATIVE_HAWAIIAN_ORGANIZATION

FUNDING_DEPARTMENT_NAME	HOUSING AND URBAN DEVELOPMENT, DEPARTMENT OF
NATIVE_HAWAIIAN_ORGANIZATION	YES

EXTENT_COMPETED_DESCRIPTION	TYPE_OF_SET_ASIDE_DESCRIPTION	EVALUATED_PREFERENCE	SOLE_SOURCE_CATEGORY	Values	
				SB_Action	SB_\$
Grand Total					

Department: HOUSING AND URBAN DEVELOPMENT, DEPARTMENT OF
 Socio-Economic Category: ALASKAN_NATIVE_CORPORATION

FUNDING_DEPARTMENT_NAME	HOUSING AND URBAN DEVELOPMENT, DEPARTMENT OF
ALASKAN_NATIVE_CORPORATION	YES

				Values	
EXTENT_COMPETED_DESCRIPTION	TYPE_OF_SET_ASIDE_DESCRIPTION	EVALUATED_PREFERENCE	SOLE_SOURCE_CATEGORY	SB_Action	SB_\$
NOT AVAILABLE FOR COMPETITION	8(A) SOLE SOURCE	No Preference used	SOLE SOURCE	62	10,660,972
NOT AVAILABLE FOR COMPETITION Total				62	10,660,972
Grand Total				62	10,660,972

Department: HOUSING AND URBAN DEVELOPMENT, DEPARTMENT OF
Socio-Economic Category: WOSB_EDWOSB

FUNDING_DEPARTMENT_NAME	HOUSING AND URBAN DEVELOPMENT, DEPARTMENT OF
WOSB_EDWOSB	YES

EXTENT_COMPETED_DESCRIPTION	TYPE_OF_SET_ASIDE_DESCRIPTION	EVALUATED_PREFERENCE	Values	
			SB_Action	SB_\$
COMPETED UNDER SAP	HUBZONE SET-ASIDE	No Preference used	1	0
	NO SET ASIDE USED.	No Preference used	10	4,100
	SMALL BUSINESS SET ASIDE - TOTAL	No Preference used	76	4,069,161
COMPETED UNDER SAP Total			87	4,073,261
FULL AND OPEN COMPETITION	8A COMPETED	No Preference used	4	5,214,756
	NO SET ASIDE USED.	No Preference used	41	26,637,474
	SMALL BUSINESS SET ASIDE - TOTAL	No Preference used	21	117,113
	NULL	OTHER	2	0
FULL AND OPEN COMPETITION Total			68	31,969,342
FULL AND OPEN COMPETITION AFTER EXCLUSION OF SOURCES	8(A) SOLE SOURCE	No Preference used	6	1,327,764
	8A COMPETED	No Preference used	42	19,534,965
	HUBZONE SET-ASIDE	No Preference used	1	3,649
	NO SET ASIDE USED.	No Preference used	4	0
	SERVICE DISABLED VETERAN OWNED SMALL BUSINESS SET-ASIDE	No Preference used	4	12,169,059
	SMALL BUSINESS SET ASIDE - TOTAL	No Preference used	69	150,690,787
	WOMEN OWNED SMALL BUSINESS	No Preference used	4	15,720,000
FULL AND OPEN COMPETITION AFTER EXCLUSION OF SOURCES Total			130	199,446,224
NOT AVAILABLE FOR COMPETITION	8(A) SOLE SOURCE	No Preference used	135	15,207,884
	8(A) SOLE SOURCE	OTHER	3	875,917
	NO SET ASIDE USED.	No Preference used	28	2,370,750
	WOMEN OWNED SMALL BUSINESS SOLE SOURCE	No Preference used	1	587,093
NOT AVAILABLE FOR COMPETITION Total			167	19,041,644
NOT COMPETED	NO SET ASIDE USED.	No Preference used	34	16,672,700
NOT COMPETED Total			34	16,672,700
NOT COMPETED UNDER SAP	8(A) SOLE SOURCE	No Preference used	3	513,305
	NO SET ASIDE USED.	No Preference used	10	177,936
NOT COMPETED UNDER SAP Total			13	691,241
NULL	NULL	OTHER	3	0
NULL Total			3	0
Grand Total			502	271,894,410

Department: NATIONAL AERONAUTICS AND SPACE ADMINISTRATION
 Socio-Economic Category: Small Business

FUNDING_DEPARTMENT_NAME	NATIONAL AERONAUTICS AND SPACE ADMINISTRATION
-------------------------	---

EXTENT_COMPETED_DESCRIPTION	TYPE_OF_SET_ASIDE_DESCRIPTION	EVALUATED_PREFERENCE	SOLE_SOURCE_CATEGORY	Values	
				SB_Action	SB_\$
COMPETED UNDER SAP	8A COMPETED	No Preference used	NOT SOLE SOURCE	14	1,211,758
	ECONOMICALLY DISADVANTAGED WOMEN OWNED	No Preference used	NOT SOLE SOURCE	6	100,705
	HUBZONE SET-ASIDE	No Preference used	NOT SOLE SOURCE	22	872,648
	NO SET ASIDE USED.	No Preference used	NOT SOLE SOURCE	958	22,316,582
	SERVICE DISABLED VETERAN OWNED SMALL BUSINESS	No Preference used	NOT SOLE SOURCE	22	3,014,151
	SMALL BUSINESS SET ASIDE - PARTIAL	No Preference used	NOT SOLE SOURCE	6	223,575
	SMALL BUSINESS SET ASIDE - TOTAL	No Preference used	NOT SOLE SOURCE	2,101	34,774,913
	WOMEN OWNED SMALL BUSINESS	No Preference used	NOT SOLE SOURCE	13	999,549
	INDIAN SMALL BUSINESS ECONOMIC ENTERPRISE	No Preference used	NOT SOLE SOURCE	2	29,920
COMPETED UNDER SAP Total				3,144	63,543,802
COMPETITIVE DELIVERY ORDER	NO SET ASIDE USED.	No Preference used	NOT SOLE SOURCE	2	417,884
	NULL	No Preference used	NOT SOLE SOURCE	1	-1
COMPETITIVE DELIVERY ORDER Total				3	417,883
FOLLOW ON TO COMPETED ACTION	SMALL BUSINESS SET ASIDE - TOTAL	No Preference used	NOT SOLE SOURCE	1	0
FOLLOW ON TO COMPETED ACTION				1	0
FULL AND OPEN COMPETITION	HUBZONE SET-ASIDE	No Preference used	NOT SOLE SOURCE	14	218,212
	NO SET ASIDE USED.	No Preference used	NOT SOLE SOURCE	2,026	325,252,769
	SMALL BUSINESS SET ASIDE - PARTIAL	No Preference used	NOT SOLE SOURCE	2	12,480
	SMALL BUSINESS SET ASIDE - TOTAL	No Preference used	NOT SOLE SOURCE	266	11,352,919
	SMALL BUSINESS SET ASIDE - TOTAL	OTHER	NOT SOLE SOURCE	13	125,730
	WOMEN OWNED SMALL BUSINESS	No Preference used	NOT SOLE SOURCE	7	95,615
	NULL	No Preference used	NOT SOLE SOURCE	40	4,157,099
	NULL	OTHER	NOT SOLE SOURCE	237	8,510,553
FULL AND OPEN COMPETITION Total				2,605	349,725,377
FULL AND OPEN COMPETITION	8A COMPETED	No Preference used	NOT SOLE SOURCE	1,555	580,193,278
	ECONOMICALLY DISADVANTAGED WOMEN OWNED	No Preference used	NOT SOLE SOURCE	14	658,094
	HUBZONE SET-ASIDE	No Preference used	NOT SOLE SOURCE	363	44,353,644
	NO SET ASIDE USED.	No Preference used	NOT SOLE SOURCE	14	696,647
	RESERVED FOR SMALL BUSINESS	No Preference used	NOT SOLE SOURCE	2	2,000
	SERVICE DISABLED VETERAN OWNED SMALL BUSINESS	No Preference used	NOT SOLE SOURCE	484	67,058,470
	SMALL BUSINESS SET ASIDE - PARTIAL	No Preference used	NOT SOLE SOURCE	37	2,488,641
	SMALL BUSINESS SET ASIDE - TOTAL	No Preference used	NOT SOLE SOURCE	5,577	1,474,036,253
	WOMEN OWNED SMALL BUSINESS	No Preference used	NOT SOLE SOURCE	28	11,038,929
FULL AND OPEN COMPETITION AFTER				8,074	2,180,525,958
NOT AVAILABLE FOR COMPETITION	8(A) SOLE SOURCE	No Preference used	SOLE SOURCE	342	43,725,911
	HUBZONE SOLE SOURCE	No Preference used	SOLE SOURCE	24	2,065,702
	NO SET ASIDE USED.	No Preference used	NOT SOLE SOURCE	11	1,102,761
	ECONOMICALLY DISADVANTAGED WOMEN OWNED	No Preference used	EDWOSB_SS_NON_MFG	1	210,980
	NULL	OTHER	NOT SOLE SOURCE	1	-60,399
NOT AVAILABLE FOR COMPETITION				379	47,044,955
NOT COMPETED	8(A) SOLE SOURCE	No Preference used	SOLE SOURCE	2	78,873
	NO SET ASIDE USED.	No Preference used	NOT SOLE SOURCE	673	60,708,164
NOT COMPETED Total				675	60,787,037
NOT COMPETED UNDER SAP	8(A) SOLE SOURCE	No Preference used	SOLE SOURCE	14	1,172,615
	NO SET ASIDE USED.	No Preference used	NOT SOLE SOURCE	755	17,320,587
	SDVOSB SOLE SOURCE	No Preference used	SOLE SOURCE	2	180,700
	INDIAN SMALL BUSINESS ECONOMIC ENTERPRISE	No Preference used	NOT SOLE SOURCE	1	6,780
	WOMEN OWNED SMALL BUSINESS SOLE SOURCE	No Preference used	WOSB_SS_Non_MFG	2	50,000
NOT COMPETED UNDER SAP Total				774	18,730,682
NULL	NULL	OTHER	NOT SOLE SOURCE	87	0
NULL Total				87	0
Grand Total				15,742	2,720,775,694

Department: NATIONAL AERONAUTICS AND SPACE ADMINISTRATION
 Socio-Economic Category: SRDVOB_FLAG

FUNDING_DEPARTMENT_NAME	NATIONAL AERONAUTICS AND SPACE ADMINISTRATION
SRDVOB_FLAG	YES

EXTENT_COMPETED_DESCRIPTION	TYPE_OF_SET_ASIDE_DESCRIPTION	EVALUATED_PREFERENCE	SOLE_SOURCE_CATEGORY	Values	
				SB_Action	SB_\$_
COMPETED UNDER SAP	NO SET ASIDE USED.	No Preference used	NOT SOLE SOURCE	24	218,470
	SERVICE DISABLED VETERAN OWNED SMALL BUSINESS	No Preference used	NOT SOLE SOURCE	22	3,014,151
	SMALL BUSINESS SET ASIDE - TOTAL	No Preference used	NOT SOLE SOURCE	108	886,331
COMPETED UNDER SAP Total				154	4,118,953
FOLLOW ON TO COMPETED ACTION	SMALL BUSINESS SET ASIDE - TOTAL	No Preference used	NOT SOLE SOURCE	1	-
FOLLOW ON TO COMPETED ACTION				1	-
FULL AND OPEN COMPETITION	NO SET ASIDE USED.	No Preference used	NOT SOLE SOURCE	150	23,416,251
	SMALL BUSINESS SET ASIDE - TOTAL	No Preference used	NOT SOLE SOURCE	38	3,551,321
	NULL	No Preference used	NOT SOLE SOURCE	9	1,189,370
FULL AND OPEN COMPETITION Total				197	28,156,942
FULL AND OPEN COMPETITION	8A COMPETED	No Preference used	NOT SOLE SOURCE	31	1,613,499
	HUBZONE SET-ASIDE	No Preference used	NOT SOLE SOURCE	34	4,843,953
	NO SET ASIDE USED.	No Preference used	NOT SOLE SOURCE	2	429,978
	SERVICE DISABLED VETERAN OWNED SMALL BUSINESS	No Preference used	NOT SOLE SOURCE	484	67,058,470
	SMALL BUSINESS SET ASIDE - TOTAL	No Preference used	NOT SOLE SOURCE	249	29,955,337
FULL AND OPEN COMPETITION AFTER				800	103,901,238
NOT AVAILABLE FOR COMPETITION	8(A) SOLE SOURCE	No Preference used	SOLE SOURCE	53	9,842,431
NOT AVAILABLE FOR COMPETITION				53	9,842,431
NOT COMPETED	NO SET ASIDE USED.	No Preference used	NOT SOLE SOURCE	15	22,664,744
NOT COMPETED Total				15	22,664,744
NOT COMPETED UNDER SAP	8(A) SOLE SOURCE	No Preference used	SOLE SOURCE	1	60,043
	NO SET ASIDE USED.	No Preference used	NOT SOLE SOURCE	9	184,268
	SDVOSB SOLE SOURCE	No Preference used	SOLE SOURCE	2	180,700
NOT COMPETED UNDER SAP Total				12	425,011
NULL	NULL	OTHER	NOT SOLE SOURCE	1	-
NULL Total				1	-
Grand Total				1,233	169,109,318

Department: NATIONAL AERONAUTICS AND SPACE ADMINISTRATION
 Socio-Economic Category: HubZone_FLAG

FUNDING_DEPARTMENT_NAME	NATIONAL AERONAUTICS AND SPACE ADMINISTRATION
HubZone_FLAG	YES

EXTENT_COMPETED_DESCRIPTION	TYPE_OF_SET_ASIDE_DESCRIPTION	EVALUATED_PREFERENCE	SOLE_SOURCE_CATEGORY	Values	
				SB_Action	SB_\$
COMPETED UNDER SAP	HUBZONE SET-ASIDE	No Preference used	NOT SOLE SOURCE	22	872,648
	NO SET ASIDE USED.	No Preference used	NOT SOLE SOURCE	6	40,714
	SMALL BUSINESS SET ASIDE - TOTAL	No Preference used	NOT SOLE SOURCE	53	976,997
COMPETED UNDER SAP Total				81	1,890,359
FULL AND OPEN COMPETITION	HUBZONE SET-ASIDE	No Preference used	NOT SOLE SOURCE	14	218,212
	NO SET ASIDE USED.	No Preference used	NOT SOLE SOURCE	42	1,662,290
	SMALL BUSINESS SET ASIDE - TOTAL	No Preference used	NOT SOLE SOURCE	14	102,068
FULL AND OPEN COMPETITION Total				70	1,982,570
FULL AND OPEN COMPETITION AFTER EXCLUSION OF SOURCES	8A COMPETED	No Preference used	NOT SOLE SOURCE	20	840,840
	HUBZONE SET-ASIDE	No Preference used	NOT SOLE SOURCE	357	44,346,305
	NO SET ASIDE USED.	No Preference used	NOT SOLE SOURCE	2	429,978
	SERVICE DISABLED VETERAN OWNED SMALL BUSINESS	No Preference used	NOT SOLE SOURCE	16	6,385
	SMALL BUSINESS SET ASIDE - PARTIAL	No Preference used	NOT SOLE SOURCE	7	245,088
	SMALL BUSINESS SET ASIDE - TOTAL	No Preference used	NOT SOLE SOURCE	308	23,382,481
FULL AND OPEN COMPETITION AFTER				710	69,251,078
NOT AVAILABLE FOR COMPETITION	8(A) SOLE SOURCE	No Preference used	SOLE SOURCE	26	2,884,817
	HUBZONE SOLE SOURCE	No Preference used	SOLE SOURCE	24	2,065,702
NOT AVAILABLE FOR COMPETITION				50	4,950,519
NOT COMPETED	NO SET ASIDE USED.	No Preference used	NOT SOLE SOURCE	1	12,191
NOT COMPETED Total				1	12,191
NOT COMPETED UNDER SAP	8(A) SOLE SOURCE	No Preference used	SOLE SOURCE	1	-6,813
NOT COMPETED UNDER SAP Total				1	-6,813
Grand Total				913	78,079,903

Department: NATIONAL AERONAUTICS AND SPACE ADMINISTRATION
Socio-Economic Category: SDB

FUNDING_DEPARTMENT_NAME	NATIONAL AERONAUTICS AND SPACE ADMINISTRATION
SDB	YES

EXTENT_COMPETED_DESCRIPTION	TYPE_OF_SET_ASIDE_DESCRIPTION	EVALUATED_PREFERENCE	SOLE_SOURCE_CATEGORY	Values	
				SB_Action	SB_\$_
COMPETED UNDER SAP	8A COMPETED	No Preference used	NOT SOLE SOURCE	14	1,211,758
	ECONOMICALLY DISADVANTAGED WOMEN OWNED SMALL BUSINESS	No Preference used	NOT SOLE SOURCE	6	100,705
	HUBZONE SET-ASIDE	No Preference used	NOT SOLE SOURCE	8	368,601
	NO SET ASIDE USED.	No Preference used	NOT SOLE SOURCE	163	4,391,339
	SERVICE DISABLED VETERAN OWNED SMALL BUSINESS SET-ASIDE	No Preference used	NOT SOLE SOURCE	8	1,006,080
	SMALL BUSINESS SET ASIDE - TOTAL	No Preference used	NOT SOLE SOURCE	313	5,158,227
	WOMEN OWNED SMALL BUSINESS	No Preference used	NOT SOLE SOURCE	11	924,249
COMPETED UNDER SAP Total				523	13,160,960
COMPETITIVE DELIVERY ORDER	NO SET ASIDE USED.	No Preference used	NOT SOLE SOURCE	2	417,884
COMPETITIVE DELIVERY ORDER Total				2	417,884
FOLLOW ON TO COMPETED ACTION	SMALL BUSINESS SET ASIDE - TOTAL	No Preference used	NOT SOLE SOURCE	1	0
FOLLOW ON TO COMPETED ACTION Total				1	0
FULL AND OPEN COMPETITION	HUBZONE SET-ASIDE	No Preference used	NOT SOLE SOURCE	14	218,212
	NO SET ASIDE USED.	No Preference used	NOT SOLE SOURCE	475	43,601,489
	SMALL BUSINESS SET ASIDE - TOTAL	No Preference used	NOT SOLE SOURCE	23	453,660
	SMALL BUSINESS SET ASIDE - TOTAL	OTHER	NOT SOLE SOURCE	1	5,000
	NULL	No Preference used	NOT SOLE SOURCE	18	2,766,973
	NULL	OTHER	NOT SOLE SOURCE	34	12,462
FULL AND OPEN COMPETITION Total				565	47,057,795
FULL AND OPEN COMPETITION AFTER EXCLUSION OF SOURCES	8A COMPETED	No Preference used	NOT SOLE SOURCE	1,555	580,193,278
	ECONOMICALLY DISADVANTAGED WOMEN OWNED SMALL BUSINESS	No Preference used	NOT SOLE SOURCE	13	573,663
	HUBZONE SET-ASIDE	No Preference used	NOT SOLE SOURCE	235	28,493,567
	NO SET ASIDE USED.	No Preference used	NOT SOLE SOURCE	4	423,707
	RESERVED FOR SMALL BUSINESS	No Preference used	NOT SOLE SOURCE	1	1,000
	SERVICE DISABLED VETERAN OWNED SMALL BUSINESS SET-ASIDE	No Preference used	NOT SOLE SOURCE	100	11,987,477
	SMALL BUSINESS SET ASIDE - PARTIAL	No Preference used	NOT SOLE SOURCE	16	1,255,394
	SMALL BUSINESS SET ASIDE - TOTAL	No Preference used	NOT SOLE SOURCE	2,129	520,622,231
	WOMEN OWNED SMALL BUSINESS	No Preference used	NOT SOLE SOURCE	21	10,687,880
FULL AND OPEN COMPETITION AFTER EXCLUSION OF SOURCES Total				4,074	1,154,238,198
NOT AVAILABLE FOR COMPETITION	8(A) SOLE SOURCE	No Preference used	SOLE SOURCE	342	43,725,911
	HUBZONE SOLE SOURCE	No Preference used	SOLE SOURCE	22	1,742,744
	NO SET ASIDE USED.	No Preference used	NOT SOLE SOURCE	2	95,563
	ECONOMICALLY DISADVANTAGED WOMEN OWNED SMALL BUSINESS SOLE SOURCE	No Preference used	EDWOSB_SS_NON_MFG	1	210,980
	NULL	OTHER	NOT SOLE SOURCE	1	-60,399
NOT AVAILABLE FOR COMPETITION Total				368	45,714,799
NOT COMPETED	8(A) SOLE SOURCE	No Preference used	SOLE SOURCE	2	78,873
	NO SET ASIDE USED.	No Preference used	NOT SOLE SOURCE	74	2,316,379
NOT COMPETED Total				76	2,395,252
NOT COMPETED UNDER SAP	8(A) SOLE SOURCE	No Preference used	SOLE SOURCE	14	1,172,615
	NO SET ASIDE USED.	No Preference used	NOT SOLE SOURCE	98	3,692,270
	SDVOSB SOLE SOURCE	No Preference used	SOLE SOURCE	2	180,700
	WOMEN OWNED SMALL BUSINESS SOLE SOURCE	No Preference used	WOSB_SS_Non_MFG	2	50,000
NOT COMPETED UNDER SAP Total				116	5,095,586
NULL	NULL	OTHER	NOT SOLE SOURCE	26	0
NULL Total				26	0
Grand Total				5,751	1,268,080,474

Department: NATIONAL AERONAUTICS AND SPACE ADMINISTRATION
 Socio-Economic Category: INDIAN_TRIBE

FUNDING_DEPARTMENT_NAME	NATIONAL AERONAUTICS AND SPACE ADMINISTRATION
INDIAN_TRIBE	YES

EXTENT_COMPETED_DESCRIPTION	TYPE_OF_SET_ASIDE_DESCRIPTION	EVALUATED_PREFERENCE	SOLE_SOURCE_CATEGORY	Values	
				SB_Action	SB_\$
COMPETED UNDER SAP	SMALL BUSINESS SET ASIDE - TOTAL	No Preference used	NOT SOLE SOURCE	14	95,860
COMPETED UNDER SAP Total				14	95,860
FULL AND OPEN COMPETITION	NO SET ASIDE USED.	No Preference used	NOT SOLE SOURCE	5	0
FULL AND OPEN COMPETITION Total				5	0
FULL AND OPEN COMPETITION AFTER EXCLUSION OF SOURCES	SMALL BUSINESS SET ASIDE - TOTAL	No Preference used	NOT SOLE SOURCE	5	0
FULL AND OPEN COMPETITION AFTER EXCLUSION OF SOURCES Total				5	0
NOT AVAILABLE FOR COMPETITION	8(A) SOLE SOURCE	No Preference used	SOLE SOURCE	20	1,136,596
NOT AVAILABLE FOR COMPETITION Total				20	1,136,596
Grand Total				44	1,232,456

Department: NATIONAL AERONAUTICS AND SPACE ADMINISTRATION
 Socio-Economic Category: NATIVE_HAWAIIAN_ORGANIZATION

FUNDING_DEPARTMENT_NAME	NATIONAL AERONAUTICS AND SPACE ADMINISTRATION
NATIVE_HAWAIIAN_ORGANIZATION	YES

EXTENT_COMPETED_DESCRIPTION	TYPE_OF_SET_ASIDE_DESCRIPTION	EVALUATED_PREFERENCE	SOLE_SOURCE_CATEGORY	Values	
				SB_Action	SB_\$
Grand Total					

Department: NATIONAL AERONAUTICS AND SPACE ADMINISTRATION
 Socio-Economic Category: ALASKAN_NATIVE_CORPORATION

FUNDING_DEPARTMENT_NAME	NATIONAL AERONAUTICS AND SPACE ADMINISTRATION
ALASKAN_NATIVE_CORPORATION	YES

EXTENT_COMPETED_DESCRIPTION	TYPE_OF_SET_ASIDE_DESCRIPTION	EVALUATED_PREFERENCE	SOLE_SOURCE_CATEGORY	Values	
				SB_Action	SB_\$
COMPETED UNDER SAP	SMALL BUSINESS SET ASIDE - TOTAL	No Preference used	NOT SOLE SOURCE	2	14,945
COMPETED UNDER SAP Total				2	14,945
FULL AND OPEN COMPETITION	NO SET ASIDE USED.	No Preference used	NOT SOLE SOURCE	66	9,055,304
FULL AND OPEN COMPETITION Total				66	9,055,304
FULL AND OPEN COMPETITION AFTER	8A COMPETED	No Preference used	NOT SOLE SOURCE	248	216,007,506
	SMALL BUSINESS SET ASIDE - TOTAL	No Preference used	NOT SOLE SOURCE	367	366,221,158
FULL AND OPEN COMPETITION AFTER				615	582,228,664
NOT AVAILABLE FOR COMPETITION	8(A) SOLE SOURCE	No Preference used	SOLE SOURCE	22	5,712,299
	NULL	OTHER	NOT SOLE SOURCE	1	-60,399
NOT AVAILABLE FOR COMPETITION Total				23	5,651,900
NOT COMPETED	NO SET ASIDE USED.	No Preference used	NOT SOLE SOURCE	12	7,495
NOT COMPETED Total				12	7,495
NOT COMPETED UNDER SAP	8(A) SOLE SOURCE	No Preference used	SOLE SOURCE	5	1,002,194
NOT COMPETED UNDER SAP Total				5	1,002,194
Grand Total				723	597,960,502

Department: NATIONAL AERONAUTICS AND SPACE ADMINISTRATION
Socio-Economic Category: WOSB_EDWOSB

FUNDING_DEPARTMENT_NAME	NATIONAL AERONAUTICS AND SPACE ADMINISTRATION
WOSB_EDWOSB	YES

EXTENT_COMPETED_DESCRIPTION	TYPE_OF_SET_ASIDE_DESCRIPTION	EVALUATED_PREFERENCE	Values	
			SB_Action	SB_\$_
COMPETED UNDER SAP	8A COMPETED	No Preference used	13	1,205,088
	ECONOMICALLY DISADVANTAGED WOMEN OWNED SMALL BUSINESS	No Preference used	6	100,705
	HUBZONE SET-ASIDE	No Preference used	13	504,047
	NO SET ASIDE USED.	No Preference used	205	7,857,954
	SMALL BUSINESS SET ASIDE - PARTIAL	No Preference used	3	115,830
	SMALL BUSINESS SET ASIDE - TOTAL	No Preference used	415	5,664,604
	WOMEN OWNED SMALL BUSINESS	No Preference used	13	999,549
COMPETED UNDER SAP Total			668	16,447,776
COMPETITIVE DELIVERY ORDER	NULL	No Preference used	1	-1
COMPETITIVE DELIVERY ORDER Total			1	-1
FULL AND OPEN COMPETITION	NO SET ASIDE USED.	No Preference used	518	55,041,684
	SMALL BUSINESS SET ASIDE - PARTIAL	No Preference used	1	0
	SMALL BUSINESS SET ASIDE - TOTAL	No Preference used	49	1,210,124
	SMALL BUSINESS SET ASIDE - TOTAL	OTHER	2	130,776
	WOMEN OWNED SMALL BUSINESS	No Preference used	7	95,615
	NULL	No Preference used	10	100,756
	NULL	OTHER	105	1,258,924
FULL AND OPEN COMPETITION Total			692	57,837,879
FULL AND OPEN COMPETITION AFTER EXCLUSION OF SOURCES	8A COMPETED	No Preference used	517	186,496,964
	ECONOMICALLY DISADVANTAGED WOMEN OWNED SMALL BUSINESS	No Preference used	14	658,094
	HUBZONE SET-ASIDE	No Preference used	149	16,704,458
	SERVICE DISABLED VETERAN OWNED SMALL BUSINESS SET-ASIDE	No Preference used	25	827,712
	SMALL BUSINESS SET ASIDE - PARTIAL	No Preference used	20	1,249,908
	SMALL BUSINESS SET ASIDE - TOTAL	No Preference used	1,397	409,182,274
	WOMEN OWNED SMALL BUSINESS	No Preference used	28	11,038,929
FULL AND OPEN COMPETITION AFTER EXCLUSION OF SOURCES Total			2,150	626,158,339
NOT AVAILABLE FOR COMPETITION	8(A) SOLE SOURCE	No Preference used	168	18,962,432
	NO SET ASIDE USED.	No Preference used	2	95,563
	ECONOMICALLY DISADVANTAGED WOMEN OWNED SMALL BUSINESS SOLE SOURCE	No Preference used	1	210,980
NOT AVAILABLE FOR COMPETITION Total			171	19,268,975
NOT COMPETED	NO SET ASIDE USED.	No Preference used	59	1,735,843
NOT COMPETED Total			59	1,735,843
NOT COMPETED UNDER SAP	8(A) SOLE SOURCE	No Preference used	1	-6,813
	NO SET ASIDE USED.	No Preference used	91	3,361,616
	WOMEN OWNED SMALL BUSINESS SOLE SOURCE	No Preference used	2	50,000
NOT COMPETED UNDER SAP Total			94	3,404,803
NULL	NULL	OTHER	23	0
NULL Total			23	0
Grand Total			3,858	724,853,613

Department: NUCLEAR REGULATORY COMMISSION
 Socio-Economic Category: Small Business

FUNDING_DEPARTMENT_NAME	NUCLEAR REGULATORY COMMISSION
-------------------------	-------------------------------

EXTENT_COMPETED_DESCRIPTION	TYPE_OF_SET_ASIDE_DESCRIPTION	EVALUATED_PREFERENCE	SOLE_SOURCE_CATEGORY	Values	
				SB_Action	SB_ \$
COMPETED UNDER SAP	NO SET ASIDE USED.	No Preference used	NOT SOLE SOURCE	35	595,238
	SMALL BUSINESS SET ASIDE - TOTAL	No Preference used	NOT SOLE SOURCE	25	212,551
COMPETED UNDER SAP Total				60	807,789
COMPETITIVE DELIVERY ORDER	NULL	No Preference used	NOT SOLE SOURCE	3	450,000
COMPETITIVE DELIVERY ORDER Total				3	450,000
FULL AND OPEN COMPETITION	8(A) SOLE SOURCE	No Preference used	SOLE SOURCE	2	115,642
	8A COMPETED	No Preference used	NOT SOLE SOURCE	5	225,000
	NO SET ASIDE USED.	No Preference used	NOT SOLE SOURCE	237	20,721,384
	SMALL BUSINESS SET ASIDE - TOTAL	No Preference used	NOT SOLE SOURCE	29	6,049,293
	WOMEN OWNED SMALL BUSINESS	No Preference used	NOT SOLE SOURCE	1	6,287
	NULL	No Preference used	NOT SOLE SOURCE	3	216,283
	NULL	OTHER	NOT SOLE SOURCE	8	238,735
FULL AND OPEN COMPETITION Total				285	27,572,626
FULL AND OPEN COMPETITION	8(A) SOLE SOURCE	No Preference used	SOLE SOURCE	5	1,055,497
	8A COMPETED	No Preference used	NOT SOLE SOURCE	54	7,678,043
	ECONOMICALLY DISADVANTAGED WOMEN OWNED	No Preference used	NOT SOLE SOURCE	4	67,431
	HUBZONE SET-ASIDE	No Preference used	NOT SOLE SOURCE	6	617,277
	NO SET ASIDE USED.	No Preference used	NOT SOLE SOURCE	1	-97,086
	SERVICE DISABLED VETERAN OWNED SMALL BUSINESS	No Preference used	NOT SOLE SOURCE	23	5,697,193
	SMALL BUSINESS SET ASIDE - PARTIAL	No Preference used	NOT SOLE SOURCE	29	1,836,176
	SMALL BUSINESS SET ASIDE - TOTAL	No Preference used	NOT SOLE SOURCE	116	13,345,937
FULL AND OPEN COMPETITION AFTER				238	30,200,468
NOT AVAILABLE FOR COMPETITION	8(A) SOLE SOURCE	No Preference used	SOLE SOURCE	221	17,175,564
	8(A) SOLE SOURCE	OTHER	SOLE SOURCE	1	98,241
	NO SET ASIDE USED.	No Preference used	NOT SOLE SOURCE	7	1,195,000
NOT AVAILABLE FOR COMPETITION				229	18,468,805
NOT COMPETED	NO SET ASIDE USED.	No Preference used	NOT SOLE SOURCE	40	2,522,067
NOT COMPETED Total				40	2,522,067
NOT COMPETED UNDER SAP	8(A) SOLE SOURCE	No Preference used	SOLE SOURCE	20	731,616
	NO SET ASIDE USED.	No Preference used	NOT SOLE SOURCE	34	79,901
NOT COMPETED UNDER SAP Total				54	811,517
NULL	NULL	OTHER	NOT SOLE SOURCE	1	0
NULL Total				1	0
Grand Total				910	80,833,271

Department: NUCLEAR REGULATORY COMMISSION
 Socio-Economic Category: SRDVOB_FLAG

FUNDING_DEPARTMENT_NAME	NUCLEAR REGULATORY COMMISSION
SRDVOB_FLAG	YES

EXTENT_COMPETED_DESCRIPTION	TYPE_OF_SET_ASIDE_DESCRIPTION	EVALUATED_PREFERENCE	SOLE_SOURCE_CATEGORY	Values	
				SB_Action	SB_ \$
COMPETED UNDER SAP	NO SET ASIDE USED.	No Preference used	NOT SOLE SOURCE	4	226,418
COMPETED UNDER SAP Total				4	226,418
FULL AND OPEN COMPETITION	8A COMPETED	No Preference used	NOT SOLE SOURCE	5	225,000
	NO SET ASIDE USED.	No Preference used	NOT SOLE SOURCE	10	2,445,230
	SMALL BUSINESS SET ASIDE - TOTAL	No Preference used	NOT SOLE SOURCE	2	-
FULL AND OPEN COMPETITION Total				17	2,670,230
FULL AND OPEN COMPETITION	8(A) SOLE SOURCE	No Preference used	SOLE SOURCE	4	1,055,497
	8A COMPETED	No Preference used	NOT SOLE SOURCE	13	1,508,238
	HUBZONE SET-ASIDE	No Preference used	NOT SOLE SOURCE	2	60,325
	SERVICE DISABLED VETERAN OWNED SMALL BUSINESS	No Preference used	NOT SOLE SOURCE	23	5,697,193
	SMALL BUSINESS SET ASIDE - TOTAL	No Preference used	NOT SOLE SOURCE	7	201,229
FULL AND OPEN COMPETITION AFTER				49	8,522,483
NOT AVAILABLE FOR COMPETITION	8(A) SOLE SOURCE	No Preference used	SOLE SOURCE	22	4,158,539
NOT AVAILABLE FOR COMPETITION				22	4,158,539
Grand Total				92	15,577,670

Department: NUCLEAR REGULATORY COMMISSION
 Socio-Economic Category: HubZone_FLAG

FUNDING_DEPARTMENT_NAME	NUCLEAR REGULATORY COMMISSION
HubZone_FLAG	YES

EXTENT_COMPETED_DESCRIPTION	TYPE_OF_SET_ASIDE_DESCRIPTION	EVALUATED_PREFERENCE	SOLE_SOURCE_CATEGORY	Values	
				SB_Action	SB_\$
FULL AND OPEN COMPETITION	NO SET ASIDE USED.	No Preference used	NOT SOLE SOURCE	10	1,776,401
FULL AND OPEN COMPETITION Total				10	1,776,401
FULL AND OPEN COMPETITION	ECONOMICALLY DISADVANTAGED WOMEN OWNED	No Preference used	NOT SOLE SOURCE	1	67,431
	HUBZONE SET-ASIDE	No Preference used	NOT SOLE SOURCE	6	617,277
	SMALL BUSINESS SET ASIDE - TOTAL	No Preference used	NOT SOLE SOURCE	5	890,000
FULL AND OPEN COMPETITION AFTER				12	1,574,707
NOT AVAILABLE FOR COMPETITION	8(A) SOLE SOURCE	No Preference used	SOLE SOURCE	19	1,576,997
NOT AVAILABLE FOR COMPETITION				19	1,576,997
Grand Total				41	4,928,106

Department: NUCLEAR REGULATORY COMMISSION
 Socio-Economic Category: SDB

FUNDING_DEPARTMENT_NAME	NUCLEAR REGULATORY COMMISSION
SDB	YES

EXTENT_COMPETED_DESCRIPTION	TYPE_OF_SET_ASIDE_DESCRIPTION	EVALUATED_PREFERENCE	SOLE_SOURCE_CATEGORY	Values	
				SB_Action	SB_\$
COMPETED UNDER SAP	NO SET ASIDE USED.	No Preference used	NOT SOLE SOURCE	14	201,990
	SMALL BUSINESS SET ASIDE - TOTAL	No Preference used	NOT SOLE SOURCE	6	116,312
COMPETED UNDER SAP Total				20	318,302
FULL AND OPEN COMPETITION	8(A) SOLE SOURCE	No Preference used	SOLE SOURCE	2	115,642
	8A COMPETED	No Preference used	NOT SOLE SOURCE	5	225,000
	NO SET ASIDE USED.	No Preference used	NOT SOLE SOURCE	49	5,453,717
	SMALL BUSINESS SET ASIDE - TOTAL	No Preference used	NOT SOLE SOURCE	13	1,114,178
	WOMEN OWNED SMALL BUSINESS	No Preference used	NOT SOLE SOURCE	1	6,287
FULL AND OPEN COMPETITION Total				70	6,914,825
FULL AND OPEN COMPETITION AFTER EXCLUSION OF SOURCES	8(A) SOLE SOURCE	No Preference used	SOLE SOURCE	5	1,055,497
	8A COMPETED	No Preference used	NOT SOLE SOURCE	54	7,678,043
	ECONOMICALLY DISADVANTAGED WOMEN OWNED SMALL BUSINESS	No Preference used	NOT SOLE SOURCE	3	0
	HUBZONE SET-ASIDE	No Preference used	NOT SOLE SOURCE	5	563,850
	SERVICE DISABLED VETERAN OWNED SMALL BUSINESS SET-ASIDE	No Preference used	NOT SOLE SOURCE	2	52,767
	SMALL BUSINESS SET ASIDE - TOTAL	No Preference used	NOT SOLE SOURCE	23	6,089,175
FULL AND OPEN COMPETITION AFTER EXCLUSION OF SOURCES Total				92	15,439,333
NOT AVAILABLE FOR COMPETITION	8(A) SOLE SOURCE	No Preference used	SOLE SOURCE	221	17,175,564
	8(A) SOLE SOURCE	OTHER	SOLE SOURCE	1	98,241
	NO SET ASIDE USED.	No Preference used	NOT SOLE SOURCE	7	1,195,000
NOT AVAILABLE FOR COMPETITION Total				229	18,468,805
NOT COMPETED	NO SET ASIDE USED.	No Preference used	NOT SOLE SOURCE	9	2,363,724
NOT COMPETED Total				9	2,363,724
NOT COMPETED UNDER SAP	8(A) SOLE SOURCE	No Preference used	SOLE SOURCE	20	731,616
	NO SET ASIDE USED.	No Preference used	NOT SOLE SOURCE	5	32,219
NOT COMPETED UNDER SAP Total				25	763,835
NULL	NULL	OTHER	NOT SOLE SOURCE	1	0
NULL Total				1	0
Grand Total				446	44,268,825

Department: NUCLEAR REGULATORY COMMISSION
 Socio-Economic Category: INDIAN_TRIBE

FUNDING_DEPARTMENT_NAME	NUCLEAR REGULATORY COMMISSION
INDIAN_TRIBE	YES

EXTENT_COMPETED_DESCRIPTION	TYPE_OF_SET_ASIDE_DESCRIPTION	EVALUATED_PREFERENCE	SOLE_SOURCE_CATEGORY	Values	
				SB_Action	SB_\$
Grand Total					

Department: NUCLEAR REGULATORY COMMISSION
 Socio-Economic Category: NATIVE_HAWAIIAN_ORGANIZATION

FUNDING_DEPARTMENT_NAME	NUCLEAR REGULATORY COMMISSION
NATIVE_HAWAIIAN_ORGANIZATION	YES

EXTENT_COMPETED_DESCRIPTION	TYPE_OF_SET_ASIDE_DESCRIPTION	EVALUATED_PREFERENCE	SOLE_SOURCE_CATEGORY	Values	
				SB_Action	SB_\$\$
Grand Total					

Department: NUCLEAR REGULATORY COMMISSION
 Socio-Economic Category: ALASKAN_NATIVE_CORPORATION

FUNDING_DEPARTMENT_NAME	NUCLEAR REGULATORY COMMISSION
ALASKAN_NATIVE_CORPORATION	YES

EXTENT_COMPETED_DESCRIPTION	TYPE_OF_SET_ASIDE_DESCRIPTION	EVALUATED_PREFERENCE	SOLE_SOURCE_CATEGORY	Values	
				SB_Action	SB_\$
FULL AND OPEN COMPETITION AFTER	SMALL BUSINESS SET ASIDE - TOTAL	No Preference used	NOT SOLE SOURCE	3	262,949
FULL AND OPEN COMPETITION AFTER				3	262,949
NOT AVAILABLE FOR COMPETITION	8(A) SOLE SOURCE	No Preference used	SOLE SOURCE	49	3,459,084
NOT AVAILABLE FOR COMPETITION Total				49	3,459,084
NOT COMPETED	NO SET ASIDE USED.	No Preference used	NOT SOLE SOURCE	4	2,277,148
NOT COMPETED Total				4	2,277,148
Grand Total				56	5,999,182

Department: NUCLEAR REGULATORY COMMISSION
 Socio-Economic Category: WOSB_EDWOSB

FUNDING_DEPARTMENT_NAME	NUCLEAR REGULATORY COMMISSION
WOSB_EDWOSB	YES

EXTENT_COMPETED_DESCRIPTION	TYPE_OF_SET_ASIDE_DESCRIPTION	EVALUATED_PREFERENCE	Values	
			SB_Action	SB_ \$
COMPETED UNDER SAP	NO SET ASIDE USED.	No Preference used	5	150,884
	SMALL BUSINESS SET ASIDE - TOTAL	No Preference used	2	4,093
COMPETED UNDER SAP Total			7	154,978
COMPETITIVE DELIVERY ORDER	NULL	No Preference used	3	450,000
COMPETITIVE DELIVERY ORDER Total			3	450,000
FULL AND OPEN COMPETITION	NO SET ASIDE USED.	No Preference used	60	4,740,773
	SMALL BUSINESS SET ASIDE - TOTAL	No Preference used	15	5,129,614
	WOMEN OWNED SMALL BUSINESS	No Preference used	1	6,287
	NULL	OTHER	4	120,000
FULL AND OPEN COMPETITION Total			80	9,996,675
FULL AND OPEN COMPETITION AFTER EXCLUSION OF SOURCES	8A COMPETED	No Preference used	4	191,000
	ECONOMICALLY DISADVANTAGED WOMEN OWNED SMALL BUSINESS	No Preference used	3	0
	HUBZONE SET-ASIDE	No Preference used	2	59,907
	SMALL BUSINESS SET ASIDE - TOTAL	No Preference used	38	6,710,302
FULL AND OPEN COMPETITION AFTER EXCLUSION OF SOURCES Total			47	6,961,208
NOT AVAILABLE FOR COMPETITION	8(A) SOLE SOURCE	No Preference used	57	2,225,989
	NO SET ASIDE USED.	No Preference used	7	1,195,000
NOT AVAILABLE FOR COMPETITION Total			64	3,420,989
NOT COMPETED	NO SET ASIDE USED.	No Preference used	2	0
NOT COMPETED Total			2	0
NOT COMPETED UNDER SAP	NO SET ASIDE USED.	No Preference used	3	14,000
NOT COMPETED UNDER SAP Total			3	14,000
Grand Total			206	20,997,849

Department: NATIONAL SCIENCE FOUNDATION
 Socio-Economic Category: Small Business

FUNDING_DEPARTMENT_NAME	NATIONAL SCIENCE FOUNDATION
-------------------------	-----------------------------

EXTENT_COMPETED_DESCRIPTION	TYPE_OF_SET_ASIDE_DESCRIPTION	EVALUATED_PREFERENCE	SOLE_SOURCE_CATEGORY	Values	
				SB_Action	SB_\$
COMPETED UNDER SAP	NO SET ASIDE USED.	No Preference used	NOT SOLE SOURCE	13	205,299
	SMALL BUSINESS SET ASIDE - TOTAL	No Preference used	NOT SOLE SOURCE	10	192,527
COMPETED UNDER SAP Total				23	397,826
FULL AND OPEN COMPETITION	NO SET ASIDE USED.	No Preference used	NOT SOLE SOURCE	116	11,827,516
	SERVICE DISABLED VETERAN OWNED SMALL BUSINESS	No Preference used	NOT SOLE SOURCE	3	226,496
	SMALL BUSINESS SET ASIDE - TOTAL	No Preference used	NOT SOLE SOURCE	14	3,459,650
	NULL	OTHER	NOT SOLE SOURCE	19	5,108,344
FULL AND OPEN COMPETITION Total				152	20,622,006
FULL AND OPEN COMPETITION	8(A) SOLE SOURCE	No Preference used	SOLE SOURCE	3	309,130
	8A COMPETED	No Preference used	NOT SOLE SOURCE	17	4,042,628
	HUBZONE SET-ASIDE	No Preference used	NOT SOLE SOURCE	9	494,442
	SERVICE DISABLED VETERAN OWNED SMALL BUSINESS	No Preference used	NOT SOLE SOURCE	19	1,079,870
	SMALL BUSINESS SET ASIDE - PARTIAL	No Preference used	NOT SOLE SOURCE	4	213,098
	SMALL BUSINESS SET ASIDE - TOTAL	No Preference used	NOT SOLE SOURCE	46	9,551,496
FULL AND OPEN COMPETITION AFTER				98	15,690,664
NOT AVAILABLE FOR COMPETITION	8(A) SOLE SOURCE	No Preference used	SOLE SOURCE	233	49,158,004
	NO SET ASIDE USED.	No Preference used	NOT SOLE SOURCE	12	697,532
	INDIAN SMALL BUSINESS ECONOMIC ENTERPRISE	No Preference used	NOT SOLE SOURCE	7	7,651
NOT AVAILABLE FOR COMPETITION				252	49,863,186
NOT COMPETED	NO SET ASIDE USED.	No Preference used	NOT SOLE SOURCE	4	514,366
NOT COMPETED Total				4	514,366
NOT COMPETED UNDER SAP	8(A) SOLE SOURCE	No Preference used	SOLE SOURCE	52	1,418,724
	NO SET ASIDE USED.	No Preference used	NOT SOLE SOURCE	38	1,390,378
NOT COMPETED UNDER SAP Total				90	2,809,103
NULL	NULL	OTHER	NOT SOLE SOURCE	1	0
NULL Total				1	0
Grand Total				620	89,897,150

Department: NATIONAL SCIENCE FOUNDATION
 Socio-Economic Category: SRDOVB_FLAG

FUNDING_DEPARTMENT_NAME	NATIONAL SCIENCE FOUNDATION
SRDOVB_FLAG	YES

EXTENT_COMPETED_DESCRIPTION	TYPE_OF_SET_ASIDE_DESCRIPTION	EVALUATED_PREFERENCE	SOLE_SOURCE_CATEGORY	Values	
				SB_Action	SB_\$
COMPETED UNDER SAP	NO SET ASIDE USED.	No Preference used	NOT SOLE SOURCE	2	34,554
COMPETED UNDER SAP Total				2	34,554
FULL AND OPEN COMPETITION	NO SET ASIDE USED.	No Preference used	NOT SOLE SOURCE	10	2,412,691
	SERVICE DISABLED VETERAN OWNED SMALL BUSINESS	No Preference used	NOT SOLE SOURCE	3	226,496
	NULL	OTHER	NOT SOLE SOURCE	5	4,575,201
FULL AND OPEN COMPETITION Total				18	7,214,388
FULL AND OPEN COMPETITION	SERVICE DISABLED VETERAN OWNED SMALL BUSINESS	No Preference used	NOT SOLE SOURCE	19	1,079,870
	SMALL BUSINESS SET ASIDE - TOTAL	No Preference used	NOT SOLE SOURCE	1	18,775
FULL AND OPEN COMPETITION AFTER				20	1,098,645
NOT AVAILABLE FOR COMPETITION	8(A) SOLE SOURCE	No Preference used	SOLE SOURCE	38	4,904,395
NOT AVAILABLE FOR COMPETITION				38	4,904,395
NOT COMPETED UNDER SAP	8(A) SOLE SOURCE	No Preference used	SOLE SOURCE	5	47,796
NOT COMPETED UNDER SAP Total				5	47,796
Grand Total				83	13,299,778

Department: NATIONAL SCIENCE FOUNDATION
 Socio-Economic Category: HubZone_FLAG

FUNDING_DEPARTMENT_NAME	NATIONAL SCIENCE FOUNDATION
HubZone_FLAG	YES

EXTENT_COMPETED_DESCRIPTION	TYPE_OF_SET_ASIDE_DESCRIPTION	EVALUATED_PREFERENCE	SOLE_SOURCE_CATEGORY	Values	
				SB_Action	SB_\$
COMPETED UNDER SAP	NO SET ASIDE USED.	No Preference used	NOT SOLE SOURCE	1	19,053
COMPETED UNDER SAP Total				1	19,053
FULL AND OPEN COMPETITION	NO SET ASIDE USED.	No Preference used	NOT SOLE SOURCE	3	2,911,023
FULL AND OPEN COMPETITION Total				3	2,911,023
FULL AND OPEN COMPETITION	HUBZONE SET-ASIDE	No Preference used	NOT SOLE SOURCE	9	494,442
	SMALL BUSINESS SET ASIDE - TOTAL	No Preference used	NOT SOLE SOURCE	5	1,699,307
FULL AND OPEN COMPETITION AFTER				14	2,193,749
NOT AVAILABLE FOR COMPETITION	8(A) SOLE SOURCE	No Preference used	SOLE SOURCE	35	5,973,758
NOT AVAILABLE FOR COMPETITION Total				35	5,973,758
NOT COMPETED UNDER SAP	8(A) SOLE SOURCE	No Preference used	SOLE SOURCE	34	803,863
	NO SET ASIDE USED.	No Preference used	NOT SOLE SOURCE	20	1,083,149
NOT COMPETED UNDER SAP Total				54	1,887,011
Grand Total				107	12,984,595

Department: NATIONAL SCIENCE FOUNDATION
 Socio-Economic Category: SDB

FUNDING_DEPARTMENT_NAME	NATIONAL SCIENCE FOUNDATION
SDB	YES

EXTENT_COMPETED_DESCRIPTION	TYPE_OF_SET_ASIDE_DESCRIPTION	EVALUATED_PREFERENCE	SOLE_SOURCE_CATEGORY	Values	
				SB_Action	SB_\$
COMPETED UNDER SAP	NO SET ASIDE USED.	No Preference used	NOT SOLE SOURCE	6	122,541
	SMALL BUSINESS SET ASIDE - TOTAL	No Preference used	NOT SOLE SOURCE	1	5,609
COMPETED UNDER SAP Total				7	128,150
FULL AND OPEN COMPETITION	NO SET ASIDE USED.	No Preference used	NOT SOLE SOURCE	17	1,167,556
	SMALL BUSINESS SET ASIDE - TOTAL	No Preference used	NOT SOLE SOURCE	3	262,400
FULL AND OPEN COMPETITION Total				20	1,429,956
FULL AND OPEN COMPETITION AFTER EXCLUSION OF SOURCES	8(A) SOLE SOURCE	No Preference used	SOLE SOURCE	3	309,130
	8A COMPETED	No Preference used	NOT SOLE SOURCE	17	4,042,628
	HUBZONE SET-ASIDE	No Preference used	NOT SOLE SOURCE	9	494,442
	SERVICE DISABLED VETERAN OWNED SMALL BUSINESS SET-ASIDE	No Preference used	NOT SOLE SOURCE	3	182,643
	SMALL BUSINESS SET ASIDE - PARTIAL	No Preference used	NOT SOLE SOURCE	4	213,098
	SMALL BUSINESS SET ASIDE - TOTAL	No Preference used	NOT SOLE SOURCE	24	2,888,831
FULL AND OPEN COMPETITION AFTER EXCLUSION OF SOURCES Total				60	8,130,773
NOT AVAILABLE FOR COMPETITION	8(A) SOLE SOURCE	No Preference used	SOLE SOURCE	233	49,158,004
	NO SET ASIDE USED.	No Preference used	NOT SOLE SOURCE	10	572,532
	INDIAN SMALL BUSINESS ECONOMIC ENTERPRISE	No Preference used	NOT SOLE SOURCE	7	7,651
NOT AVAILABLE FOR COMPETITION Total				250	49,738,186
NOT COMPETED	NO SET ASIDE USED.	No Preference used	NOT SOLE SOURCE	1	97,470
NOT COMPETED Total				1	97,470
NOT COMPETED UNDER SAP	8(A) SOLE SOURCE	No Preference used	SOLE SOURCE	52	1,418,724
	NO SET ASIDE USED.	No Preference used	NOT SOLE SOURCE	25	1,175,279
NOT COMPETED UNDER SAP Total				77	2,594,003
Grand Total				415	62,118,539

Department: NATIONAL SCIENCE FOUNDATION
 Socio-Economic Category: INDIAN_TRIBE

FUNDING_DEPARTMENT_NAME	NATIONAL SCIENCE FOUNDATION
INDIAN_TRIBE	YES

EXTENT_COMPETED_DESCRIPTION	TYPE_OF_SET_ASIDE_DESCRIPTION	EVALUATED_PREFERENCE	SOLE_SOURCE_CATEGORY	Values	
				SB_Action	SB_\$\$
NOT AVAILABLE FOR COMPETITION	8(A) SOLE SOURCE	No Preference used	SOLE SOURCE	2	816,815
NOT AVAILABLE FOR COMPETITION Total				2	816,815
Grand Total				2	816,815

Department: NATIONAL SCIENCE FOUNDATION
 Socio-Economic Category: NATIVE_HAWAIIAN_ORGANIZATION

FUNDING_DEPARTMENT_NAME	NATIONAL SCIENCE FOUNDATION
NATIVE_HAWAIIAN_ORGANIZATION	YES

				Values	
EXTENT_COMPETED_DESCRIPTION	TYPE_OF_SET_ASIDE_DESCRIPTION	EVALUATED_PREFERENCE	SOLE_SOURCE_CATEGORY	SB_Action	SB_\$
Grand Total					

Department: NATIONAL SCIENCE FOUNDATION
 Socio-Economic Category: ALASKAN_NATIVE_CORPORATION

FUNDING_DEPARTMENT_NAME	NATIONAL SCIENCE FOUNDATION
ALASKAN_NATIVE_CORPORATION	YES

EXTENT_COMPETED_DESCRIPTION	TYPE_OF_SET_ASIDE_DESCRIPTION	EVALUATED_PREFERENCE	SOLE_SOURCE_CATEGORY	Values	
				SB_Action	SB_\$
COMPETED UNDER SAP	NO SET ASIDE USED.	No Preference used	NOT SOLE SOURCE	1	60,026
COMPETED UNDER SAP Total				1	60,026
FULL AND OPEN COMPETITION AFTER	8A COMPETED	No Preference used	NOT SOLE SOURCE	3	1,189,210
	SMALL BUSINESS SET ASIDE - TOTAL	No Preference used	NOT SOLE SOURCE	3	285,603
FULL AND OPEN COMPETITION AFTER				6	1,474,814
NOT AVAILABLE FOR COMPETITION	8(A) SOLE SOURCE	No Preference used	SOLE SOURCE	63	27,467,805
	INDIAN SMALL BUSINESS ECONOMIC ENTERPRISE	No Preference used	NOT SOLE SOURCE	7	7,651
NOT AVAILABLE FOR COMPETITION Total				70	27,475,455
NULL	NULL	OTHER	NOT SOLE SOURCE	1	0
NULL Total				1	0
Grand Total				78	29,010,295

Department: NATIONAL SCIENCE FOUNDATION
 Socio-Economic Category: WOSB_EDWOSB

FUNDING_DEPARTMENT_NAME	NATIONAL SCIENCE FOUNDATION
WOSB_EDWOSB	YES

EXTENT_COMPETED_DESCRIPTION	TYPE_OF_SET_ASIDE_DESCRIPTION	EVALUATED_PREFERENCE	Values	
			SB_Action	SB_\$
COMPETED UNDER SAP	NO SET ASIDE USED.	No Preference used	2	4,319
	SMALL BUSINESS SET ASIDE - TOTAL	No Preference used	3	19,391
COMPETED UNDER SAP Total			5	23,710
FULL AND OPEN COMPETITION	NO SET ASIDE USED.	No Preference used	12	977,316
	SMALL BUSINESS SET ASIDE - TOTAL	No Preference used	2	24,230
	NULL	OTHER	9	4,658,658
FULL AND OPEN COMPETITION Total			23	5,660,203
FULL AND OPEN COMPETITION AFTER EXCLUSION OF SOURCES	8(A) SOLE SOURCE	No Preference used	1	184,375
	8A COMPETED	No Preference used	6	1,551,551
	SMALL BUSINESS SET ASIDE - TOTAL	No Preference used	15	852,878
FULL AND OPEN COMPETITION AFTER EXCLUSION OF SOURCES Total			22	2,588,804
NOT AVAILABLE FOR COMPETITION	8(A) SOLE SOURCE	No Preference used	97	8,791,255
NOT AVAILABLE FOR COMPETITION Total			97	8,791,255
NOT COMPETED UNDER SAP	8(A) SOLE SOURCE	No Preference used	4	24,062
	NO SET ASIDE USED.	No Preference used	5	16,886
NOT COMPETED UNDER SAP Total			9	40,948
Grand Total			156	17,104,920

Department: OFFICE OF PERSONNEL MANAGEMENT
 Socio-Economic Category: Small Business

FUNDING_DEPARTMENT_NAME	OFFICE OF PERSONNEL MANAGEMENT
-------------------------	--------------------------------

EXTENT_COMPETED_DESCRIPTION	TYPE_OF_SET_ASIDE_DESCRIPTION	EVALUATED_PREFERENCE	SOLE_SOURCE_CATEGORY	Values	
				SB_Action	SB_ \$
COMPETED UNDER SAP	8A COMPETED	No Preference used	NOT SOLE SOURCE	75	6,771,322
	HUBZONE SET-ASIDE	No Preference used	NOT SOLE SOURCE	1	8,815
	NO SET ASIDE USED.	No Preference used	NOT SOLE SOURCE	197	33,050,719
	RESERVED FOR SMALL BUSINESS	No Preference used	NOT SOLE SOURCE	1	-2,286
	SMALL BUSINESS SET ASIDE - PARTIAL	No Preference used	NOT SOLE SOURCE	18	1,729,912
	SMALL BUSINESS SET ASIDE - TOTAL	No Preference used	NOT SOLE SOURCE	165	15,197,041
	WOMEN OWNED SMALL BUSINESS	No Preference used	NOT SOLE SOURCE	1	168,780
	NULL	No Preference used	NOT SOLE SOURCE	1	0
COMPETED UNDER SAP Total				459	56,924,303
FULL AND OPEN COMPETITION	ECONOMICALLY DISADVANTAGED WOMEN OWNED	No Preference used	NOT SOLE SOURCE	1	1,637,434
	NO SET ASIDE USED.	No Preference used	NOT SOLE SOURCE	288	75,779,189
	SERVICE DISABLED VETERAN OWNED SMALL BUSINESS	No Preference used	NOT SOLE SOURCE	1	355,055
	SMALL BUSINESS SET ASIDE - TOTAL	No Preference used	NOT SOLE SOURCE	52	7,751,107
	SMALL BUSINESS SET ASIDE - TOTAL	OTHER	NOT SOLE SOURCE	3	39,667
	NULL	OTHER	NOT SOLE SOURCE	34	7,322,880
FULL AND OPEN COMPETITION Total				379	92,885,332
FULL AND OPEN COMPETITION	8(A) SOLE SOURCE	No Preference used	SOLE SOURCE	1	189,359
	8A COMPETED	No Preference used	NOT SOLE SOURCE	17	1,869,506
	EMERGING SMALL BUSINESS SET ASIDE	No Preference used	NOT SOLE SOURCE	1	-12,421
	HUBZONE SET-ASIDE	No Preference used	NOT SOLE SOURCE	6	13,675,315
	SERVICE DISABLED VETERAN OWNED SMALL BUSINESS	No Preference used	NOT SOLE SOURCE	40	11,946,383
	SMALL BUSINESS SET ASIDE - TOTAL	No Preference used	NOT SOLE SOURCE	224	49,388,639
	WOMEN OWNED SMALL BUSINESS	No Preference used	NOT SOLE SOURCE	1	124,277
FULL AND OPEN COMPETITION AFTER				290	77,181,057
NOT AVAILABLE FOR COMPETITION	8(A) SOLE SOURCE	No Preference used	SOLE SOURCE	53	18,605,691
	8(A) SOLE SOURCE	OTHER	SOLE SOURCE	13	3,647,165
	HUBZONE SOLE SOURCE	No Preference used	SOLE SOURCE	11	711,215
	NO SET ASIDE USED.	No Preference used	NOT SOLE SOURCE	6	1,484,366
	SDVOSB SOLE SOURCE	No Preference used	SOLE SOURCE	1	-4,300
NOT AVAILABLE FOR COMPETITION				84	24,444,137
NOT COMPETED	NO SET ASIDE USED.	No Preference used	NOT SOLE SOURCE	33	3,274,828
NOT COMPETED Total				33	3,274,828
NOT COMPETED UNDER SAP	8(A) SOLE SOURCE	No Preference used	SOLE SOURCE	16	5,972,742
	HUBZONE SOLE SOURCE	No Preference used	SOLE SOURCE	2	17,466
	NO SET ASIDE USED.	No Preference used	NOT SOLE SOURCE	72	2,046,151
NOT COMPETED UNDER SAP Total				90	8,036,358
NULL	NULL	OTHER	NOT SOLE SOURCE	17	468,405
NULL Total				17	468,405
Grand Total				1,352	263,214,419

Department: OFFICE OF PERSONNEL MANAGEMENT
 Socio-Economic Category: SRDVOB_FLAG

FUNDING_DEPARTMENT_NAME	OFFICE OF PERSONNEL MANAGEMENT
SRDVOB_FLAG	YES

EXTENT_COMPETED_DESCRIPTION	TYPE_OF_SET_ASIDE_DESCRIPTION	EVALUATED_PREFERENCE	SOLE_SOURCE_CATEGORY	Values	
				SB_Action	SB_ \$
COMPETED UNDER SAP	NO SET ASIDE USED.	No Preference used	NOT SOLE SOURCE	26	1,357,315
	SMALL BUSINESS SET ASIDE - TOTAL	No Preference used	NOT SOLE SOURCE	7	36,673
COMPETED UNDER SAP Total				33	1,393,988
FULL AND OPEN COMPETITION	NO SET ASIDE USED.	No Preference used	NOT SOLE SOURCE	12	985,869
	SERVICE DISABLED VETERAN OWNED SMALL BUSINESS	No Preference used	NOT SOLE SOURCE	1	355,055
	SMALL BUSINESS SET ASIDE - TOTAL	No Preference used	NOT SOLE SOURCE	4	2,021,261
FULL AND OPEN COMPETITION Total				17	3,362,185
FULL AND OPEN COMPETITION	SERVICE DISABLED VETERAN OWNED SMALL BUSINESS	No Preference used	NOT SOLE SOURCE	40	11,946,383
	SMALL BUSINESS SET ASIDE - TOTAL	No Preference used	NOT SOLE SOURCE	8	3,730,661
FULL AND OPEN COMPETITION AFTER				48	15,677,044
NOT AVAILABLE FOR COMPETITION	8(A) SOLE SOURCE	No Preference used	SOLE SOURCE	13	1,387,269
	SDVOSB SOLE SOURCE	No Preference used	SOLE SOURCE	1	(4,300)
NOT AVAILABLE FOR COMPETITION				14	1,382,969
NOT COMPETED	NO SET ASIDE USED.	No Preference used	NOT SOLE SOURCE	2	31,706
NOT COMPETED Total				2	31,706
Grand Total				114	21,847,893

Department: OFFICE OF PERSONNEL MANAGEMENT
 Socio-Economic Category: HubZone_FLAG

FUNDING_DEPARTMENT_NAME	OFFICE OF PERSONNEL MANAGEMENT
HubZone_FLAG	YES

EXTENT_COMPETED_DESCRIPTION	TYPE_OF_SET_ASIDE_DESCRIPTION	EVALUATED_PREFERENCE	SOLE_SOURCE_CATEGORY	Values	
				SB_Action	SB_\$
COMPETED UNDER SAP	HUBZONE SET-ASIDE	No Preference used	NOT SOLE SOURCE	1	8,815
	NO SET ASIDE USED.	No Preference used	NOT SOLE SOURCE	7	245,158
	SMALL BUSINESS SET ASIDE - TOTAL	No Preference used	NOT SOLE SOURCE	2	11,379
COMPETED UNDER SAP Total				10	265,353
FULL AND OPEN COMPETITION	NO SET ASIDE USED.	No Preference used	NOT SOLE SOURCE	4	105,692
	SMALL BUSINESS SET ASIDE - TOTAL	No Preference used	NOT SOLE SOURCE	1	132,252
	NULL	OTHER	NOT SOLE SOURCE	5	3,928,542
FULL AND OPEN COMPETITION Total				10	4,166,486
FULL AND OPEN COMPETITION AFTER EXCLUSION OF SOURCES	HUBZONE SET-ASIDE	No Preference used	NOT SOLE SOURCE	6	13,675,315
	SMALL BUSINESS SET ASIDE - TOTAL	No Preference used	NOT SOLE SOURCE	2	26,914
FULL AND OPEN COMPETITION AFTER				8	13,702,228
NOT AVAILABLE FOR COMPETITION	8(A) SOLE SOURCE	No Preference used	SOLE SOURCE	23	5,652,713
	HUBZONE SOLE SOURCE	No Preference used	SOLE SOURCE	11	711,215
NOT AVAILABLE FOR COMPETITION				34	6,363,928
NOT COMPETED	NO SET ASIDE USED.	No Preference used	NOT SOLE SOURCE	2	31,706
NOT COMPETED Total				2	31,706
NOT COMPETED UNDER SAP	8(A) SOLE SOURCE	No Preference used	SOLE SOURCE	3	1,012,694
	HUBZONE SOLE SOURCE	No Preference used	SOLE SOURCE	2	17,466
NOT COMPETED UNDER SAP Total				5	1,030,160
Grand Total				69	25,559,862

Department: OFFICE OF PERSONNEL MANAGEMENT
 Socio-Economic Category: SDB

FUNDING_DEPARTMENT_NAME	OFFICE OF PERSONNEL MANAGEMENT
SDB	YES

EXTENT_COMPETED_DESCRIPTION	TYPE_OF_SET_ASIDE_DESCRIPTION	EVALUATED_PREFERENCE	SOLE_SOURCE_CATEGORY	Values	
				SB_Action	SB_\$
COMPETED UNDER SAP	8A COMPETED	No Preference used	NOT SOLE SOURCE	75	6,771,322
	NO SET ASIDE USED.	No Preference used	NOT SOLE SOURCE	91	27,038,122
	SMALL BUSINESS SET ASIDE - PARTIAL	No Preference used	NOT SOLE SOURCE	17	1,672,485
	SMALL BUSINESS SET ASIDE - TOTAL	No Preference used	NOT SOLE SOURCE	103	13,228,381
	WOMEN OWNED SMALL BUSINESS	No Preference used	NOT SOLE SOURCE	1	168,780
COMPETED UNDER SAP Total				287	48,879,090
FULL AND OPEN COMPETITION	ECONOMICALLY DISADVANTAGED WOMEN OWNED SMALL BUSINESS	No Preference used	NOT SOLE SOURCE	1	1,637,434
	NO SET ASIDE USED.	No Preference used	NOT SOLE SOURCE	58	9,289,809
	SMALL BUSINESS SET ASIDE - TOTAL	No Preference used	NOT SOLE SOURCE	7	1,464,648
	NULL	OTHER	NOT SOLE SOURCE	5	3,928,542
FULL AND OPEN COMPETITION Total				71	16,320,434
FULL AND OPEN COMPETITION AFTER EXCLUSION OF SOURCES	8(A) SOLE SOURCE	No Preference used	SOLE SOURCE	1	189,359
	8A COMPETED	No Preference used	NOT SOLE SOURCE	17	1,869,506
	HUBZONE SET-ASIDE	No Preference used	NOT SOLE SOURCE	6	13,675,315
	SERVICE DISABLED VETERAN OWNED SMALL BUSINESS SET-ASIDE	No Preference used	NOT SOLE SOURCE	7	1,618,425
	SMALL BUSINESS SET ASIDE - TOTAL	No Preference used	NOT SOLE SOURCE	74	14,479,552
FULL AND OPEN COMPETITION AFTER EXCLUSION OF SOURCES Total				105	31,832,155
NOT AVAILABLE FOR COMPETITION	8(A) SOLE SOURCE	No Preference used	SOLE SOURCE	53	18,605,691
	NO SET ASIDE USED.	No Preference used	NOT SOLE SOURCE	4	1,384,383
	SDVOSB SOLE SOURCE	No Preference used	SOLE SOURCE	1	-4,300
NOT AVAILABLE FOR COMPETITION Total				58	19,985,774
NOT COMPETED	NO SET ASIDE USED.	No Preference used	NOT SOLE SOURCE	6	58,265
NOT COMPETED Total				6	58,265
NOT COMPETED UNDER SAP	8(A) SOLE SOURCE	No Preference used	SOLE SOURCE	16	5,972,742
	NO SET ASIDE USED.	No Preference used	NOT SOLE SOURCE	26	1,331,251
NOT COMPETED UNDER SAP Total				42	7,303,993
NULL	NULL	OTHER	NOT SOLE SOURCE	4	0
NULL Total				4	0
Grand Total				573	124,379,710

Department: OFFICE OF PERSONNEL MANAGEMENT
 Socio-Economic Category: INDIAN_TRIBE

FUNDING_DEPARTMENT_NAME	OFFICE OF PERSONNEL MANAGEMENT
INDIAN_TRIBE	YES

EXTENT_COMPETED_DESCRIPTION	TYPE_OF_SET_ASIDE_DESCRIPTION	EVALUATED_PREFERENCE	SOLE_SOURCE_CATEGORY	Values	
				SB_Action	SB_\$
COMPETED UNDER SAP	NO SET ASIDE USED.	No Preference used	NOT SOLE SOURCE	1	7,421
COMPETED UNDER SAP Total				1	7,421
Grand Total				1	7,421

Department: OFFICE OF PERSONNEL MANAGEMENT
 Socio-Economic Category: NATIVE_HAWAIIAN_ORGANIZATION

FUNDING_DEPARTMENT_NAME	OFFICE OF PERSONNEL MANAGEMENT
NATIVE_HAWAIIAN_ORGANIZATION	YES

EXTENT_COMPETED_DESCRIPTION	TYPE_OF_SET_ASIDE_DESCRIPTION	EVALUATED_PREFERENCE	SOLE_SOURCE_CATEGORY	Values	
				SB_Action	SB_\$
Grand Total					

Department: OFFICE OF PERSONNEL MANAGEMENT
 Socio-Economic Category: ALASKAN_NATIVE_CORPORATION

FUNDING_DEPARTMENT_NAME	OFFICE OF PERSONNEL MANAGEMENT
ALASKAN_NATIVE_CORPORATION	YES

				Values	
EXTENT_COMPETED_DESCRIPTION	TYPE_OF_SET_ASIDE_DESCRIPTION	EVALUATED_PREFERENCE	SOLE_SOURCE_CATEGORY	SB_Action	SB_\$
NOT AVAILABLE FOR COMPETITION	8(A) SOLE SOURCE	No Preference used	SOLE SOURCE	12	8,687,769
NOT AVAILABLE FOR COMPETITION Total				12	8,687,769
Grand Total				12	8,687,769

Department: OFFICE OF PERSONNEL MANAGEMENT
 Socio-Economic Category: WOSB_EDWOSB

FUNDING_DEPARTMENT_NAME	OFFICE OF PERSONNEL MANAGEMENT
WOSB_EDWOSB	YES

EXTENT_COMPETED_DESCRIPTION	TYPE_OF_SET_ASIDE_DESCRIPTION	EVALUATED_PREFERENCE	Values	
			SB_Action	SB_\$\$
COMPETED UNDER SAP	8A COMPETED	No Preference used	74	6,685,639
	NO SET ASIDE USED.	No Preference used	72	4,322,961
	SMALL BUSINESS SET ASIDE - PARTIAL	No Preference used	14	990,440
	SMALL BUSINESS SET ASIDE - TOTAL	No Preference used	95	8,620,160
	WOMEN OWNED SMALL BUSINESS	No Preference used	1	168,780
COMPETED UNDER SAP Total			256	20,787,979
FULL AND OPEN COMPETITION	ECONOMICALLY DISADVANTAGED WOMEN OWNED SMALL BUSINESS	No Preference used	1	1,637,434
	NO SET ASIDE USED.	No Preference used	139	53,694,621
	SMALL BUSINESS SET ASIDE - TOTAL	No Preference used	5	568,210
FULL AND OPEN COMPETITION Total			145	55,900,264
FULL AND OPEN COMPETITION AFTER EXCLUSION OF SOURCES	8A COMPETED	No Preference used	7	-3,043,645
	HUBZONE SET-ASIDE	No Preference used	1	11,043
	SMALL BUSINESS SET ASIDE - TOTAL	No Preference used	143	33,718,310
	WOMEN OWNED SMALL BUSINESS	No Preference used	1	124,277
FULL AND OPEN COMPETITION AFTER EXCLUSION OF SOURCES Total			152	30,809,985
NOT AVAILABLE FOR COMPETITION	8(A) SOLE SOURCE	No Preference used	16	5,656,231
	NO SET ASIDE USED.	No Preference used	1	1,629,826
NOT AVAILABLE FOR COMPETITION Total			17	7,286,057
NOT COMPETED	NO SET ASIDE USED.	No Preference used	1	10,000
NOT COMPETED Total			1	10,000
NOT COMPETED UNDER SAP	8(A) SOLE SOURCE	No Preference used	9	3,573,068
	NO SET ASIDE USED.	No Preference used	29	1,379,074
NOT COMPETED UNDER SAP Total			38	4,952,142
NULL	NULL	OTHER	8	0
NULL Total			8	0
Grand Total			617	119,746,426

Department: SMALL BUSINESS ADMINISTRATION
 Socio-Economic Category: Small Business

FUNDING_DEPARTMENT_NAME	SMALL BUSINESS ADMINISTRATION
-------------------------	-------------------------------

EXTENT_COMPETED_DESCRIPTION	TYPE_OF_SET_ASIDE_DESCRIPTION	EVALUATED_PREFERENCE	SOLE_SOURCE_CATEGORY	Values	
				SB_Action	SB_\$
COMPETED UNDER SAP	8A COMPETED	No Preference used	NOT SOLE SOURCE	1	87,444
	HUBZONE SET-ASIDE	No Preference used	NOT SOLE SOURCE	1	0
	NO SET ASIDE USED.	No Preference used	NOT SOLE SOURCE	53	531,640
	SERVICE DISABLED VETERAN OWNED SMALL BUSINESS	No Preference used	NOT SOLE SOURCE	6	1,019,399
	SMALL BUSINESS SET ASIDE - TOTAL	No Preference used	NOT SOLE SOURCE	407	3,829,227
	WOMEN OWNED SMALL BUSINESS	No Preference used	NOT SOLE SOURCE	2	40,000
COMPETED UNDER SAP Total				470	5,507,710
FULL AND OPEN COMPETITION	8(A) SOLE SOURCE	No Preference used	SOLE SOURCE	17	2,257,127
	8A COMPETED	No Preference used	NOT SOLE SOURCE	9	1,587,306
	HUBZONE SET-ASIDE	No Preference used	NOT SOLE SOURCE	7	2,530,732
	NO SET ASIDE USED.	No Preference used	NOT SOLE SOURCE	158	16,596,867
	SDVOSB SOLE SOURCE	No Preference used	SOLE SOURCE	1	43,710
	SERVICE DISABLED VETERAN OWNED SMALL BUSINESS	No Preference used	NOT SOLE SOURCE	3	-32,394
	SMALL BUSINESS SET ASIDE - PARTIAL	OTHER	NOT SOLE SOURCE	1	3,180
	SMALL BUSINESS SET ASIDE - TOTAL	No Preference used	NOT SOLE SOURCE	80	12,760,167
	SMALL BUSINESS SET ASIDE - TOTAL	OTHER	NOT SOLE SOURCE	3	736,178
	WOMEN OWNED SMALL BUSINESS	No Preference used	NOT SOLE SOURCE	1	249,980
	WOMEN OWNED SMALL BUSINESS SOLE SOURCE	No Preference used	WOSB_SS_Non_MFG	1	5,448
	NULL	OTHER	NOT SOLE SOURCE	23	255,270
FULL AND OPEN COMPETITION Total				304	36,993,571
FULL AND OPEN COMPETITION	8(A) SOLE SOURCE	No Preference used	SOLE SOURCE	1	0
	8A COMPETED	No Preference used	NOT SOLE SOURCE	72	27,062,948
	HUBZONE SET-ASIDE	No Preference used	NOT SOLE SOURCE	11	524,685
	SERVICE DISABLED VETERAN OWNED SMALL BUSINESS	No Preference used	NOT SOLE SOURCE	13	4,268,570
	SMALL BUSINESS SET ASIDE - PARTIAL	No Preference used	NOT SOLE SOURCE	1	500,000
	SMALL BUSINESS SET ASIDE - TOTAL	No Preference used	NOT SOLE SOURCE	265	20,932,634
	WOMEN OWNED SMALL BUSINESS	No Preference used	NOT SOLE SOURCE	11	3,143,617
FULL AND OPEN COMPETITION AFTER				374	56,432,454
NOT AVAILABLE FOR COMPETITION	8(A) SOLE SOURCE	No Preference used	SOLE SOURCE	118	19,792,885
	NO SET ASIDE USED.	No Preference used	NOT SOLE SOURCE	4	1,474,262
	WOMEN OWNED SMALL BUSINESS SOLE SOURCE	No Preference used	WOSB_SS_Non_MFG	4	3,474
NOT AVAILABLE FOR COMPETITION				126	21,270,621
NOT COMPETED	NO SET ASIDE USED.	No Preference used	NOT SOLE SOURCE	29	1,291,630
NOT COMPETED Total				29	1,291,630
NOT COMPETED UNDER SAP	8(A) SOLE SOURCE	No Preference used	SOLE SOURCE	43	2,909,186
	NO SET ASIDE USED.	No Preference used	NOT SOLE SOURCE	62	324,833
	SDVOSB SOLE SOURCE	No Preference used	SOLE SOURCE	1	100,000
	INDIAN SMALL BUSINESS ECONOMIC ENTERPRISE	No Preference used	NOT SOLE SOURCE	1	14,975
NOT COMPETED UNDER SAP Total				107	3,348,993
NULL	NULL	OTHER	NOT SOLE SOURCE	32	0
NULL Total				32	0
Grand Total				1,442	124,844,979

Department: SMALL BUSINESS ADMINISTRATION
 Socio-Economic Category: SRDVOB_FLAG

FUNDING_DEPARTMENT_NAME	SMALL BUSINESS ADMINISTRATION
SRDVOB_FLAG	YES

EXTENT_COMPETED_DESCRIPTION	TYPE_OF_SET_ASIDE_DESCRIPTION	EVALUATED_PREFERENCE	SOLE_SOURCE_CATEGORY	Values	
				SB_Action	SB_ \$
COMPETED UNDER SAP	NO SET ASIDE USED.	No Preference used	NOT SOLE SOURCE	3	35,717
	SERVICE DISABLED VETERAN OWNED SMALL BUSINESS	No Preference used	NOT SOLE SOURCE	6	1,019,399
	SMALL BUSINESS SET ASIDE - TOTAL	No Preference used	NOT SOLE SOURCE	117	1,101,784
COMPETED UNDER SAP Total				126	2,156,900
FULL AND OPEN COMPETITION	8(A) SOLE SOURCE	No Preference used	SOLE SOURCE	9	563,073
	HUBZONE SET-ASIDE	No Preference used	NOT SOLE SOURCE	4	2,535,732
	NO SET ASIDE USED.	No Preference used	NOT SOLE SOURCE	19	1,469,975
	SDVOSB SOLE SOURCE	No Preference used	SOLE SOURCE	1	43,710
	SERVICE DISABLED VETERAN OWNED SMALL BUSINESS	No Preference used	NOT SOLE SOURCE	3	(32,394)
SMALL BUSINESS SET ASIDE - TOTAL				11	4,314,936
FULL AND OPEN COMPETITION Total				47	8,895,032
FULL AND OPEN COMPETITION	8A COMPETED	No Preference used	NOT SOLE SOURCE	6	11,510,510
	SERVICE DISABLED VETERAN OWNED SMALL BUSINESS	No Preference used	NOT SOLE SOURCE	13	4,268,570
	SMALL BUSINESS SET ASIDE - TOTAL	No Preference used	NOT SOLE SOURCE	6	(56,467)
FULL AND OPEN COMPETITION AFTER				25	15,722,613
NOT AVAILABLE FOR COMPETITION	8(A) SOLE SOURCE	No Preference used	SOLE SOURCE	17	1,328,785
	NO SET ASIDE USED.	No Preference used	NOT SOLE SOURCE	3	373,474
NOT AVAILABLE FOR COMPETITION				20	1,702,259
NOT COMPETED UNDER SAP	8(A) SOLE SOURCE	No Preference used	SOLE SOURCE	7	697,939
	NO SET ASIDE USED.	No Preference used	NOT SOLE SOURCE	3	16,096
	SDVOSB SOLE SOURCE	No Preference used	SOLE SOURCE	1	100,000
NOT COMPETED UNDER SAP Total				11	814,035
NULL	NULL	OTHER	NOT SOLE SOURCE	9	-
NULL Total				9	-
Grand Total				238	29,290,839

Department: SMALL BUSINESS ADMINISTRATION
 Socio-Economic Category: HubZone_FLAG

FUNDING_DEPARTMENT_NAME	SMALL BUSINESS ADMINISTRATION
HubZone_FLAG	YES

EXTENT_COMPETED_DESCRIPTION	TYPE_OF_SET_ASIDE_DESCRIPTION	EVALUATED_PREFERENCE	SOLE_SOURCE_CATEGORY	Values	
				SB_Action	SB_\$
COMPETED UNDER SAP	HUBZONE SET-ASIDE	No Preference used	NOT SOLE SOURCE	1	0
	NO SET ASIDE USED.	No Preference used	NOT SOLE SOURCE	4	64,645
	SERVICE DISABLED VETERAN OWNED SMALL BUSINESS	No Preference used	NOT SOLE SOURCE	4	572,251
	SMALL BUSINESS SET ASIDE - TOTAL	No Preference used	NOT SOLE SOURCE	7	79,779
COMPETED UNDER SAP Total				16	716,675
FULL AND OPEN COMPETITION	8(A) SOLE SOURCE	No Preference used	SOLE SOURCE	4	172,786
	HUBZONE SET-ASIDE	No Preference used	NOT SOLE SOURCE	7	2,530,732
	NO SET ASIDE USED.	No Preference used	NOT SOLE SOURCE	18	1,619,936
	SERVICE DISABLED VETERAN OWNED SMALL BUSINESS SET-ASIDE	No Preference used	NOT SOLE SOURCE	2	-38,644
	SMALL BUSINESS SET ASIDE - TOTAL	No Preference used	NOT SOLE SOURCE	5	805,614
	NULL	OTHER	NOT SOLE SOURCE	1	12,196
FULL AND OPEN COMPETITION Total				37	5,102,621
FULL AND OPEN COMPETITION	HUBZONE SET-ASIDE	No Preference used	NOT SOLE SOURCE	11	524,685
	SMALL BUSINESS SET ASIDE - TOTAL	No Preference used	NOT SOLE SOURCE	18	330,314
FULL AND OPEN COMPETITION AFTER				29	854,998
NOT AVAILABLE FOR COMPETITION	8(A) SOLE SOURCE	No Preference used	SOLE SOURCE	24	4,097,075
	NO SET ASIDE USED.	No Preference used	NOT SOLE SOURCE	3	373,474
NOT AVAILABLE FOR COMPETITION				27	4,470,549
NOT COMPETED UNDER SAP	8(A) SOLE SOURCE	No Preference used	SOLE SOURCE	4	550,155
	NO SET ASIDE USED.	No Preference used	NOT SOLE SOURCE	4	7,500
NOT COMPETED UNDER SAP Total				8	557,655
Grand Total				117	11,702,498

Department: SMALL BUSINESS ADMINISTRATION
Socio-Economic Category: SDB

FUNDING_DEPARTMENT_NAME	SMALL BUSINESS ADMINISTRATION
SDB	YES

EXTENT_COMPETED_DESCRIPTION	TYPE_OF_SET_ASIDE_DESCRIPTION	EVALUATED_PREFERENCE	SOLE_SOURCE_CATEGORY	Values	
				SB_Action	SB_ \$
COMPETED UNDER SAP	8A COMPETED	No Preference used	NOT SOLE SOURCE	1	87,444
	HUBZONE SET-ASIDE	No Preference used	NOT SOLE SOURCE	1	0
	NO SET ASIDE USED.	No Preference used	NOT SOLE SOURCE	23	165,114
	SERVICE DISABLED VETERAN OWNED SMALL BUSINESS SET-ASIDE	No Preference used	NOT SOLE SOURCE	1	4,137
	SMALL BUSINESS SET ASIDE - TOTAL	No Preference used	NOT SOLE SOURCE	304	2,944,141
	WOMEN OWNED SMALL BUSINESS	No Preference used	NOT SOLE SOURCE	2	40,000
COMPETED UNDER SAP Total				332	3,240,836
FULL AND OPEN COMPETITION	8(A) SOLE SOURCE	No Preference used	SOLE SOURCE	17	2,257,127
	8A COMPETED	No Preference used	NOT SOLE SOURCE	9	1,587,306
	NO SET ASIDE USED.	No Preference used	NOT SOLE SOURCE	61	12,110,414
	SMALL BUSINESS SET ASIDE - TOTAL	No Preference used	NOT SOLE SOURCE	17	1,535,656
	SMALL BUSINESS SET ASIDE - TOTAL	OTHER	NOT SOLE SOURCE	2	702,278
	NULL	OTHER	NOT SOLE SOURCE	7	117,751
FULL AND OPEN COMPETITION Total				113	18,310,532
FULL AND OPEN COMPETITION AFTER EXCLUSION OF SOURCES	8(A) SOLE SOURCE	No Preference used	SOLE SOURCE	1	0
	8A COMPETED	No Preference used	NOT SOLE SOURCE	72	27,062,948
	HUBZONE SET-ASIDE	No Preference used	NOT SOLE SOURCE	9	155,442
	SERVICE DISABLED VETERAN OWNED SMALL BUSINESS SET-ASIDE	No Preference used	NOT SOLE SOURCE	1	194,907
	SMALL BUSINESS SET ASIDE - TOTAL	No Preference used	NOT SOLE SOURCE	92	9,331,686
FULL AND OPEN COMPETITION AFTER EXCLUSION OF SOURCES Total				175	36,744,984
NOT AVAILABLE FOR COMPETITION	8(A) SOLE SOURCE	No Preference used	SOLE SOURCE	118	19,792,885
	NO SET ASIDE USED.	No Preference used	NOT SOLE SOURCE	3	373,474
NOT AVAILABLE FOR COMPETITION Total				121	20,166,359
NOT COMPETED	NO SET ASIDE USED.	No Preference used	NOT SOLE SOURCE	5	510,434
NOT COMPETED Total				5	510,434
NOT COMPETED UNDER SAP	8(A) SOLE SOURCE	No Preference used	SOLE SOURCE	43	2,909,186
	NO SET ASIDE USED.	No Preference used	NOT SOLE SOURCE	11	240,223
	INDIAN SMALL BUSINESS ECONOMIC ENTERPRISE	No Preference used	NOT SOLE SOURCE	1	14,975
NOT COMPETED UNDER SAP Total				55	3,164,384
NULL	NULL	OTHER	NOT SOLE SOURCE	23	0
NULL Total				23	0
Grand Total				824	82,137,528

Department: SMALL BUSINESS ADMINISTRATION
 Socio-Economic Category: INDIAN_TRIBE

FUNDING_DEPARTMENT_NAME	SMALL BUSINESS ADMINISTRATION
INDIAN_TRIBE	YES

EXTENT_COMPETED_DESCRIPTION	TYPE_OF_SET_ASIDE_DESCRIPTION	EVALUATED_PREFERENCE	SOLE_SOURCE_CATEGORY	Values	
				SB_Action	SB_\$
NOT COMPETED UNDER SAP	INDIAN SMALL BUSINESS ECONOMIC ENTERPRISE	No Preference used	NOT SOLE SOURCE	1	14,975
NOT COMPETED UNDER SAP Total				1	14,975
Grand Total				1	14,975

Department: SMALL BUSINESS ADMINISTRATION
 Socio-Economic Category: NATIVE_HAWAIIAN_ORGANIZATION

FUNDING_DEPARTMENT_NAME	SMALL BUSINESS ADMINISTRATION
NATIVE_HAWAIIAN_ORGANIZATION	YES

EXTENT_COMPETED_DESCRIPTION	TYPE_OF_SET_ASIDE_DESCRIPTION	EVALUATED_PREFERENCE	SOLE_SOURCE_CATEGORY	Values	
				SB_Action	SB_\$
COMPETED UNDER SAP	SMALL BUSINESS SET ASIDE - TOTAL	No Preference used	NOT SOLE SOURCE	1	6,600
COMPETED UNDER SAP Total				1	6,600
Grand Total				1	6,600

Department: SMALL BUSINESS ADMINISTRATION
 Socio-Economic Category: ALASKAN_NATIVE_CORPORATION

FUNDING_DEPARTMENT_NAME	SMALL BUSINESS ADMINISTRATION
ALASKAN_NATIVE_CORPORATION	YES

EXTENT_COMPETED_DESCRIPTION	TYPE_OF_SET_ASIDE_DESCRIPTION	EVALUATED_PREFERENCE	SOLE_SOURCE_CATEGORY	Values	
				SB_Action	SB_\$
COMPETED UNDER SAP	SMALL BUSINESS SET ASIDE - TOTAL	No Preference used	NOT SOLE SOURCE	1	0
COMPETED UNDER SAP Total				1	0
FULL AND OPEN COMPETITION	NO SET ASIDE USED.	No Preference used	NOT SOLE SOURCE	2	97,692
FULL AND OPEN COMPETITION Total				2	97,692
FULL AND OPEN COMPETITION AFTER	SMALL BUSINESS SET ASIDE - TOTAL	No Preference used	NOT SOLE SOURCE	2	25,363
FULL AND OPEN COMPETITION AFTER				2	25,363
NOT AVAILABLE FOR COMPETITION	8(A) SOLE SOURCE	No Preference used	SOLE SOURCE	13	2,191,346
NOT AVAILABLE FOR COMPETITION Total				13	2,191,346
Grand Total				18	2,314,401

Department: SMALL BUSINESS ADMINISTRATION
 Socio-Economic Category: WOSB_EDWOSB

FUNDING_DEPARTMENT_NAME	SMALL BUSINESS ADMINISTRATION
WOSB_EDWOSB	YES

EXTENT_COMPETED_DESCRIPTION	TYPE_OF_SET_ASIDE_DESCRIPTION	EVALUATED_PREFERENCE	Values	
			SB_Action	SB_ \$
COMPETED UNDER SAP	HUBZONE SET-ASIDE	No Preference used	1	0
	NO SET ASIDE USED.	No Preference used	19	135,989
	SMALL BUSINESS SET ASIDE - TOTAL	No Preference used	172	1,643,518
	WOMEN OWNED SMALL BUSINESS	No Preference used	2	40,000
COMPETED UNDER SAP Total			194	1,819,507
FULL AND OPEN COMPETITION	8(A) SOLE SOURCE	No Preference used	6	1,535,341
	8A COMPETED	No Preference used	9	1,587,306
	NO SET ASIDE USED.	No Preference used	50	10,799,472
	SMALL BUSINESS SET ASIDE - TOTAL	No Preference used	18	676,592
	WOMEN OWNED SMALL BUSINESS	No Preference used	1	249,980
	WOMEN OWNED SMALL BUSINESS SOLE SOURCE	No Preference used	1	5,448
	NULL	OTHER	6	42,755
FULL AND OPEN COMPETITION Total			91	14,896,895
FULL AND OPEN COMPETITION AFTER EXCLUSION OF SOURCES	8(A) SOLE SOURCE	No Preference used	1	0
	8A COMPETED	No Preference used	3	601,082
	HUBZONE SET-ASIDE	No Preference used	5	73,289
	SMALL BUSINESS SET ASIDE - TOTAL	No Preference used	66	6,635,667
	WOMEN OWNED SMALL BUSINESS	No Preference used	11	3,143,617
FULL AND OPEN COMPETITION AFTER EXCLUSION OF SOURCES Total			86	10,453,655
NOT AVAILABLE FOR COMPETITION	8(A) SOLE SOURCE	No Preference used	16	3,429,338
	WOMEN OWNED SMALL BUSINESS SOLE SOURCE	No Preference used	4	3,474
NOT AVAILABLE FOR COMPETITION Total			20	3,432,811
NOT COMPETED	NO SET ASIDE USED.	No Preference used	4	497,549
NOT COMPETED Total			4	497,549
NOT COMPETED UNDER SAP	8(A) SOLE SOURCE	No Preference used	12	486,813
	NO SET ASIDE USED.	No Preference used	40	212,222
NOT COMPETED UNDER SAP Total			52	699,035
NULL	NULL	OTHER	12	0
NULL Total			12	0
Grand Total			459	31,799,451

Department: SOCIAL SECURITY ADMINISTRATION
Socio-Economic Category: Small Business

FUNDING_DEPARTMENT_NAME	SOCIAL SECURITY ADMINISTRATION
-------------------------	--------------------------------

EXTENT_COMPETED_DESCRIPTION	TYPE_OF_SET_ASIDE_DESCRIPTION	EVALUATED_PREFERENCE	SOLE_SOURCE_CATEGORY	Values	
				SB_Action	SB_\$
COMPETED UNDER SAP	8A COMPETED	No Preference used	NOT SOLE SOURCE	3	566,784
	HUBZONE SET-ASIDE	No Preference used	NOT SOLE SOURCE	1	296,560
	NO SET ASIDE USED.	No Preference used	NOT SOLE SOURCE	5,907	33,183,431
	SERVICE DISABLED VETERAN OWNED SMALL BUSINESS	No Preference used	NOT SOLE SOURCE	1	4,560
	SMALL BUSINESS SET ASIDE - PARTIAL	No Preference used	NOT SOLE SOURCE	19	213,791
	SMALL BUSINESS SET ASIDE - TOTAL	No Preference used	NOT SOLE SOURCE	2,813	24,119,223
	NULL	No Preference used	NOT SOLE SOURCE	40	299,504
COMPETED UNDER SAP Total				8,784	58,683,853
FULL AND OPEN COMPETITION	8A COMPETED	No Preference used	NOT SOLE SOURCE	6	17,403,266
	HUBZONE SET-ASIDE	No Preference used	NOT SOLE SOURCE	1	6,503
	NO SET ASIDE USED.	No Preference used	NOT SOLE SOURCE	685	95,601,913
	SERVICE DISABLED VETERAN OWNED SMALL BUSINESS	No Preference used	NOT SOLE SOURCE	42	2,290,766
	SMALL BUSINESS SET ASIDE - TOTAL	No Preference used	NOT SOLE SOURCE	81	6,742,675
	SMALL BUSINESS SET ASIDE - TOTAL	OTHER	NOT SOLE SOURCE	7	368,102
	WOMEN OWNED SMALL BUSINESS	No Preference used	NOT SOLE SOURCE	1	12,490
	NULL	No Preference used	NOT SOLE SOURCE	15	1,227,937
	NULL	OTHER	NOT SOLE SOURCE	67	13,204,297
FULL AND OPEN COMPETITION Total				905	136,857,950
FULL AND OPEN COMPETITION	8A COMPETED	No Preference used	NOT SOLE SOURCE	73	13,167,849
	ECONOMICALLY DISADVANTAGED WOMEN OWNED	No Preference used	NOT SOLE SOURCE	6	5,578
	HUBZONE SET-ASIDE	No Preference used	NOT SOLE SOURCE	73	6,520,228
	NO SET ASIDE USED.	No Preference used	NOT SOLE SOURCE	78	1,850,433
	SERVICE DISABLED VETERAN OWNED SMALL BUSINESS	No Preference used	NOT SOLE SOURCE	41	6,655,597
	SMALL BUSINESS SET ASIDE - PARTIAL	No Preference used	NOT SOLE SOURCE	6	185,977
	SMALL BUSINESS SET ASIDE - TOTAL	No Preference used	NOT SOLE SOURCE	457	128,622,465
	WOMEN OWNED SMALL BUSINESS	No Preference used	NOT SOLE SOURCE	2	3,005,535
	NULL	No Preference used	NOT SOLE SOURCE	2	859,485
FULL AND OPEN COMPETITION AFTER				738	160,873,147
NOT AVAILABLE FOR COMPETITION	8(A) SOLE SOURCE	No Preference used	SOLE SOURCE	57	7,205,504
	8(A) SOLE SOURCE	OTHER	SOLE SOURCE	1	24,000
	NO SET ASIDE USED.	No Preference used	NOT SOLE SOURCE	1	30,000
NOT AVAILABLE FOR COMPETITION				59	7,259,504
NOT COMPETED	NO SET ASIDE USED.	No Preference used	NOT SOLE SOURCE	92	8,043,804
NOT COMPETED Total				92	8,043,804
NOT COMPETED UNDER SAP	8(A) SOLE SOURCE	No Preference used	SOLE SOURCE	60	2,421,526
	NO SET ASIDE USED.	No Preference used	NOT SOLE SOURCE	11,338	133,810,861
	SMALL BUSINESS SET ASIDE - TOTAL	No Preference used	NOT SOLE SOURCE	10	79,852
	NULL	No Preference used	NOT SOLE SOURCE	4	172,747
NOT COMPETED UNDER SAP Total				11,412	136,484,985
NULL	NULL	OTHER	NOT SOLE SOURCE	681	0
NULL Total				681	0
Grand Total				22,671	508,203,243

Department: SOCIAL SECURITY ADMINISTRATION
 Socio-Economic Category: SRDVOB_FLAG

FUNDING_DEPARTMENT_NAME	SOCIAL SECURITY ADMINISTRATION
SRDVOB_FLAG	YES

EXTENT_COMPETED_DESCRIPTION	TYPE_OF_SET_ASIDE_DESCRIPTION	EVALUATED_PREFERENCE	SOLE_SOURCE_CATEGORY	Values	
				SB_Action	SB_ \$
COMPETED UNDER SAP	NO SET ASIDE USED.	No Preference used	NOT SOLE SOURCE	33	530,371
	SERVICE DISABLED VETERAN OWNED SMALL BUSINESS	No Preference used	NOT SOLE SOURCE	1	4,560
	SMALL BUSINESS SET ASIDE - TOTAL	No Preference used	NOT SOLE SOURCE	239	5,218,666
COMPETED UNDER SAP Total				273	5,753,597
FULL AND OPEN COMPETITION	NO SET ASIDE USED.	No Preference used	NOT SOLE SOURCE	34	7,179,289
	SERVICE DISABLED VETERAN OWNED SMALL BUSINESS	No Preference used	NOT SOLE SOURCE	42	2,290,766
	SMALL BUSINESS SET ASIDE - TOTAL	No Preference used	NOT SOLE SOURCE	22	1,045,317
FULL AND OPEN COMPETITION Total				98	10,515,372
FULL AND OPEN COMPETITION	SERVICE DISABLED VETERAN OWNED SMALL BUSINESS	No Preference used	NOT SOLE SOURCE	41	6,655,597
	SMALL BUSINESS SET ASIDE - TOTAL	No Preference used	NOT SOLE SOURCE	59	26,610,427
FULL AND OPEN COMPETITION AFTER				100	33,266,025
NOT AVAILABLE FOR COMPETITION	8(A) SOLE SOURCE	No Preference used	SOLE SOURCE	13	2,629,094
NOT AVAILABLE FOR COMPETITION				13	2,629,094
NOT COMPETED	NO SET ASIDE USED.	No Preference used	NOT SOLE SOURCE	1	27,763
NOT COMPETED Total				1	27,763
NOT COMPETED UNDER SAP	8(A) SOLE SOURCE	No Preference used	SOLE SOURCE	8	588,590
	NO SET ASIDE USED.	No Preference used	NOT SOLE SOURCE	209	1,862,506
NOT COMPETED UNDER SAP Total				217	2,451,096
NULL	NULL	OTHER	NOT SOLE SOURCE	11	-
NULL Total				11	-
Grand Total				713	54,642,947

Department: SOCIAL SECURITY ADMINISTRATION
 Socio-Economic Category: HubZone_FLAG

FUNDING_DEPARTMENT_NAME	SOCIAL SECURITY ADMINISTRATION
HubZone_FLAG	YES

EXTENT_COMPETED_DESCRIPTION	TYPE_OF_SET_ASIDE_DESCRIPTION	EVALUATED_PREFERENCE	SOLE_SOURCE_CATEGORY	Values	
				SB_Action	SB_\$
COMPETED UNDER SAP	HUBZONE SET-ASIDE	No Preference used	NOT SOLE SOURCE	1	296,560
	NO SET ASIDE USED.	No Preference used	NOT SOLE SOURCE	5	41,834
	SMALL BUSINESS SET ASIDE - TOTAL	No Preference used	NOT SOLE SOURCE	8	133,035
COMPETED UNDER SAP Total				14	471,429
FULL AND OPEN COMPETITION	HUBZONE SET-ASIDE	No Preference used	NOT SOLE SOURCE	1	6,503
	NO SET ASIDE USED.	No Preference used	NOT SOLE SOURCE	18	1,827,086
	SMALL BUSINESS SET ASIDE - TOTAL	No Preference used	NOT SOLE SOURCE	23	213,922
	NULL	OTHER	NOT SOLE SOURCE	1	16,920
FULL AND OPEN COMPETITION Total				43	2,064,430
FULL AND OPEN COMPETITION	8A COMPETED	No Preference used	NOT SOLE SOURCE	1	5,680
	HUBZONE SET-ASIDE	No Preference used	NOT SOLE SOURCE	73	6,520,228
	SERVICE DISABLED VETERAN OWNED SMALL BUSINESS	No Preference used	NOT SOLE SOURCE	3	129,368
	SMALL BUSINESS SET ASIDE - TOTAL	No Preference used	NOT SOLE SOURCE	28	11,593,219
FULL AND OPEN COMPETITION AFTER				105	18,248,495
NOT AVAILABLE FOR COMPETITION	8(A) SOLE SOURCE	No Preference used	SOLE SOURCE	9	1,343,589
	8(A) SOLE SOURCE	OTHER	SOLE SOURCE	1	24,000
NOT AVAILABLE FOR COMPETITION				10	1,367,589
NOT COMPETED UNDER SAP	8(A) SOLE SOURCE	No Preference used	SOLE SOURCE	6	153,975
	NO SET ASIDE USED.	No Preference used	NOT SOLE SOURCE	13	255,322
NOT COMPETED UNDER SAP Total				19	409,297
NULL	NULL	OTHER	NOT SOLE SOURCE	2	0
NULL Total				2	0
Grand Total				193	22,561,240

Department: SOCIAL SECURITY ADMINISTRATION
 Socio-Economic Category: SDB

FUNDING_DEPARTMENT_NAME	SOCIAL SECURITY ADMINISTRATION
SDB	YES

EXTENT_COMPETED_DESCRIPTION	TYPE_OF_SET_ASIDE_DESCRIPTION	EVALUATED_PREFERENCE	SOLE_SOURCE_CATEGORY	Values	
				SB_Action	SB_ \$
COMPETED UNDER SAP	8A COMPETED	No Preference used	NOT SOLE SOURCE	3	566,784
	HUBZONE SET-ASIDE	No Preference used	NOT SOLE SOURCE	1	296,560
	NO SET ASIDE USED.	No Preference used	NOT SOLE SOURCE	572	3,717,838
	SERVICE DISABLED VETERAN OWNED SMALL BUSINESS SET-ASIDE	No Preference used	NOT SOLE SOURCE	1	4,560
	SMALL BUSINESS SET ASIDE - PARTIAL	No Preference used	NOT SOLE SOURCE	4	11,097
	SMALL BUSINESS SET ASIDE - TOTAL	No Preference used	NOT SOLE SOURCE	151	4,575,966
	NULL	No Preference used	NOT SOLE SOURCE	16	122,882
COMPETED UNDER SAP Total				748	9,295,687
FULL AND OPEN COMPETITION	8A COMPETED	No Preference used	NOT SOLE SOURCE	6	17,403,266
	NO SET ASIDE USED.	No Preference used	NOT SOLE SOURCE	164	40,581,274
	SMALL BUSINESS SET ASIDE - TOTAL	No Preference used	NOT SOLE SOURCE	35	1,193,861
	SMALL BUSINESS SET ASIDE - TOTAL	OTHER	NOT SOLE SOURCE	1	43,853
	NULL	No Preference used	NOT SOLE SOURCE	6	169,519
	NULL	OTHER	NOT SOLE SOURCE	14	435,736
FULL AND OPEN COMPETITION Total				226	59,827,510
FULL AND OPEN COMPETITION AFTER EXCLUSION OF SOURCES	8A COMPETED	No Preference used	NOT SOLE SOURCE	73	13,167,849
	ECONOMICALLY DISADVANTAGED WOMEN OWNED SMALL BUSINESS	No Preference used	NOT SOLE SOURCE	6	5,578
	HUBZONE SET-ASIDE	No Preference used	NOT SOLE SOURCE	35	4,582,482
	NO SET ASIDE USED.	No Preference used	NOT SOLE SOURCE	1	81,138
	SERVICE DISABLED VETERAN OWNED SMALL BUSINESS SET-ASIDE	No Preference used	NOT SOLE SOURCE	14	638,213
	SMALL BUSINESS SET ASIDE - PARTIAL	No Preference used	NOT SOLE SOURCE	1	40,712
	SMALL BUSINESS SET ASIDE - TOTAL	No Preference used	NOT SOLE SOURCE	149	63,858,153
	WOMEN OWNED SMALL BUSINESS	No Preference used	NOT SOLE SOURCE	2	3,005,535
FULL AND OPEN COMPETITION AFTER EXCLUSION OF SOURCES Total				281	85,379,660
NOT AVAILABLE FOR COMPETITION	8(A) SOLE SOURCE	No Preference used	SOLE SOURCE	57	7,205,504
	8(A) SOLE SOURCE	OTHER	SOLE SOURCE	1	24,000
NOT AVAILABLE FOR COMPETITION Total				58	7,229,504
NOT COMPETED	NO SET ASIDE USED.	No Preference used	NOT SOLE SOURCE	18	2,155,939
NOT COMPETED Total				18	2,155,939
NOT COMPETED UNDER SAP	8(A) SOLE SOURCE	No Preference used	SOLE SOURCE	60	2,421,526
	NO SET ASIDE USED.	No Preference used	NOT SOLE SOURCE	719	10,202,486
NOT COMPETED UNDER SAP Total				779	12,624,011
NULL	NULL	OTHER	NOT SOLE SOURCE	98	0
NULL Total				98	0
Grand Total				2,208	176,512,312

Department: SOCIAL SECURITY ADMINISTRATION
 Socio-Economic Category: INDIAN_TRIBE

FUNDING_DEPARTMENT_NAME	SOCIAL SECURITY ADMINISTRATION
INDIAN_TRIBE	YES

EXTENT_COMPETED_DESCRIPTION	TYPE_OF_SET_ASIDE_DESCRIPTION	EVALUATED_PREFERENCE	SOLE_SOURCE_CATEGORY	Values	
				SB_Action	SB_\$
FULL AND OPEN COMPETITION AFTER EXCLUSION OF SOURCES	SMALL BUSINESS SET ASIDE - TOTAL	No Preference used	NOT SOLE SOURCE	2	13,768
FULL AND OPEN COMPETITION AFTER EXCLUSION OF SOURCES Total				2	13,768
Grand Total				2	13,768

Department: SOCIAL SECURITY ADMINISTRATION
 Socio-Economic Category: NATIVE_HAWAIIAN_ORGANIZATION

FUNDING_DEPARTMENT_NAME	SOCIAL SECURITY ADMINISTRATION
NATIVE_HAWAIIAN_ORGANIZATION	YES

EXTENT_COMPETED_DESCRIPTION	TYPE_OF_SET_ASIDE_DESCRIPTION	EVALUATED_PREFERENCE	SOLE_SOURCE_CATEGORY	Values	
				SB_Action	SB_\$\$
FULL AND OPEN COMPETITION AFTER	8A COMPETED	No Preference used	NOT SOLE SOURCE	1	25,000
FULL AND OPEN COMPETITION AFTER				1	25,000
Grand Total				1	25,000

Department: SOCIAL SECURITY ADMINISTRATION
 Socio-Economic Category: ALASKAN_NATIVE_CORPORATION

FUNDING_DEPARTMENT_NAME	SOCIAL SECURITY ADMINISTRATION
ALASKAN_NATIVE_CORPORATION	YES

EXTENT_COMPETED_DESCRIPTION	TYPE_OF_SET_ASIDE_DESCRIPTION	EVALUATED_PREFERENCE	SOLE_SOURCE_CATEGORY	Values	
				SB_Action	SB_\$
COMPETED UNDER SAP	8A COMPETED	No Preference used	NOT SOLE SOURCE	3	566,784
COMPETED UNDER SAP Total				3	566,784
FULL AND OPEN COMPETITION	8A COMPETED	No Preference used	NOT SOLE SOURCE	6	17,403,266
FULL AND OPEN COMPETITION Total				6	17,403,266
FULL AND OPEN COMPETITION AFTER	8A COMPETED	No Preference used	NOT SOLE SOURCE	2	1,147,122
	HUBZONE SET-ASIDE	No Preference used	NOT SOLE SOURCE	6	164,691
	SMALL BUSINESS SET ASIDE - TOTAL	No Preference used	NOT SOLE SOURCE	32	5,087,067
FULL AND OPEN COMPETITION AFTER				40	6,398,880
NOT COMPETED UNDER SAP	8(A) SOLE SOURCE	No Preference used	SOLE SOURCE	6	211,906
NOT COMPETED UNDER SAP Total				6	211,906
Grand Total				55	24,580,837

Department: SOCIAL SECURITY ADMINISTRATION
Socio-Economic Category: WOSB_EDWOSB

FUNDING_DEPARTMENT_NAME	SOCIAL SECURITY ADMINISTRATION
WOSB_EDWOSB	YES

EXTENT_COMPETED_DESCRIPTION	TYPE_OF_SET_ASIDE_DESCRIPTION	EVALUATED_PREFERENCE	Values	
			SB_Action	SB_\$
COMPETED UNDER SAP	NO SET ASIDE USED.	No Preference used	3,335	17,469,391
	SMALL BUSINESS SET ASIDE - PARTIAL	No Preference used	13	68,055
	SMALL BUSINESS SET ASIDE - TOTAL	No Preference used	1,491	9,715,277
	NULL	No Preference used	18	183,263
COMPETED UNDER SAP Total			4,857	27,435,986
FULL AND OPEN COMPETITION	NO SET ASIDE USED.	No Preference used	181	12,566,165
	SMALL BUSINESS SET ASIDE - TOTAL	No Preference used	18	236,379
	SMALL BUSINESS SET ASIDE - TOTAL	OTHER	3	261,270
	WOMEN OWNED SMALL BUSINESS	No Preference used	1	12,490
	NULL	No Preference used	9	189,584
	NULL	OTHER	36	1,968,104
FULL AND OPEN COMPETITION Total			248	15,233,991
FULL AND OPEN COMPETITION AFTER EXCLUSION OF SOURCES	8A COMPETED	No Preference used	32	5,931,718
	ECONOMICALLY DISADVANTAGED WOMEN OWNED SMALL BUSINESS	No Preference used	6	5,578
	HUBZONE SET-ASIDE	No Preference used	7	1,228,091
	NO SET ASIDE USED.	No Preference used	43	81,138
	SMALL BUSINESS SET ASIDE - PARTIAL	No Preference used	1	40,712
	SMALL BUSINESS SET ASIDE - TOTAL	No Preference used	129	16,907,993
	WOMEN OWNED SMALL BUSINESS	No Preference used	2	3,005,535
	NULL	No Preference used	2	859,485
FULL AND OPEN COMPETITION AFTER EXCLUSION OF SOURCES Total			222	28,060,249
NOT AVAILABLE FOR COMPETITION	8(A) SOLE SOURCE	No Preference used	8	397,133
NOT AVAILABLE FOR COMPETITION Total			8	397,133
NOT COMPETED	NO SET ASIDE USED.	No Preference used	11	475,415
NOT COMPETED Total			11	475,415
NOT COMPETED UNDER SAP	8(A) SOLE SOURCE	No Preference used	11	779,392
	NO SET ASIDE USED.	No Preference used	3,771	48,384,833
	SMALL BUSINESS SET ASIDE - TOTAL	No Preference used	2	11,451
	NULL	No Preference used	4	172,747
NOT COMPETED UNDER SAP Total			3,788	49,348,423
NULL	NULL	OTHER	346	0
NULL Total			346	0
Grand Total			9,480	120,951,196

Department: STATE, DEPARTMENT OF
 Socio-Economic Category: Small Business

FUNDING DEPARTMENT NAME	STATE, DEPARTMENT OF
-------------------------	----------------------

EXTENT_COMPETED_DESCRIPTION	TYPE_OF_SET_ASIDE_DESCRIPTION	EVALUATED_PREFERENCE	SOLE_SOURCE_CATEGORY	Values	
				SB_Action	SB_\$
COMPETED UNDER SAP	8A COMPETED	No Preference used	NOT SOLE SOURCE	97	16,764,348
	HUBZONE SET-ASIDE	No Preference used	NOT SOLE SOURCE	34	3,825,412
	NO SET ASIDE USED.	No Preference used	NOT SOLE SOURCE	1,693	69,568,960
	RESERVED FOR SMALL BUSINESS	No Preference used	NOT SOLE SOURCE	1	-850
	SERVICE DISABLED VETERAN OWNED SMALL BUSINESS	No Preference used	NOT SOLE SOURCE	377	20,065,771
	SMALL BUSINESS SET ASIDE - PARTIAL	No Preference used	NOT SOLE SOURCE	16	553,658
	SMALL BUSINESS SET ASIDE - TOTAL	No Preference used	NOT SOLE SOURCE	1,207	80,254,223
	WOMEN OWNED SMALL BUSINESS	No Preference used	NOT SOLE SOURCE	29	2,046,687
	INDIAN SMALL BUSINESS ECONOMIC ENTERPRISE	No Preference used	NOT SOLE SOURCE	1	2,448
	NULL	No Preference used	NOT SOLE SOURCE	7	18,215
COMPETED UNDER SAP Total				3,462	193,098,871
COMPETITIVE DELIVERY ORDER	8A COMPETED	No Preference used	NOT SOLE SOURCE	37	-165,226
	NO SET ASIDE USED.	No Preference used	NOT SOLE SOURCE	12	-1,099,206
	SMALL BUSINESS SET ASIDE - TOTAL	No Preference used	NOT SOLE SOURCE	2	-69,907
COMPETITIVE DELIVERY ORDER Total				51	-1,334,339
FOLLOW ON TO COMPETED ACTION	NO SET ASIDE USED.	No Preference used	NOT SOLE SOURCE	4	0
	NULL	No Preference used	NOT SOLE SOURCE	1	0
FOLLOW ON TO COMPETED ACTION				5	0
FULL AND OPEN COMPETITION	8(A) SOLE SOURCE	No Preference used	SOLE SOURCE	27	2,521,810
	8(A) SOLE SOURCE	OTHER	SOLE SOURCE	1	-2,948
	8A COMPETED	No Preference used	NOT SOLE SOURCE	6	-3,515,935
	HUBZONE SET-ASIDE	No Preference used	NOT SOLE SOURCE	12	2,284,498
	NO SET ASIDE USED.	No Preference used	NOT SOLE SOURCE	2,766	312,168,104
	SDVOSB SOLE SOURCE	No Preference used	SOLE SOURCE	3	0
	SERVICE DISABLED VETERAN OWNED SMALL BUSINESS	No Preference used	NOT SOLE SOURCE	169	33,505,152
	SMALL BUSINESS SET ASIDE - PARTIAL	No Preference used	NOT SOLE SOURCE	11	-44,341
	SMALL BUSINESS SET ASIDE - PARTIAL	OTHER	NOT SOLE SOURCE	1	-420
	SMALL BUSINESS SET ASIDE - TOTAL	No Preference used	NOT SOLE SOURCE	228	113,244,577
	SMALL BUSINESS SET ASIDE - TOTAL	OTHER	NOT SOLE SOURCE	11	941,455
	WOMEN OWNED SMALL BUSINESS	No Preference used	NOT SOLE SOURCE	27	3,252,406
	WOMEN OWNED SMALL BUSINESS	OTHER	NOT SOLE SOURCE	1	14,268
	WOMEN OWNED SMALL BUSINESS SOLE SOURCE	No Preference used	NOT SOLE SOURCE	1	30,949
	NULL	No Preference used	NOT SOLE SOURCE	3	1,294,954
	NULL	OTHER	NOT SOLE SOURCE	181	15,593,496
	FULL AND OPEN COMPETITION Total				3,448
FULL AND OPEN COMPETITION	8(A) SOLE SOURCE	No Preference used	SOLE SOURCE	134	25,792,913
	8A COMPETED	No Preference used	NOT SOLE SOURCE	1,359	266,948,965
	ECONOMICALLY DISADVANTAGED WOMEN OWNED	No Preference used	NOT SOLE SOURCE	1	-105,294
	HUBZONE SET-ASIDE	No Preference used	NOT SOLE SOURCE	407	58,993,898
	NO SET ASIDE USED.	No Preference used	NOT SOLE SOURCE	17	7,460,578
	SDVOSB SOLE SOURCE	No Preference used	SOLE SOURCE	2	-10,458
	SERVICE DISABLED VETERAN OWNED SMALL BUSINESS	No Preference used	NOT SOLE SOURCE	2,173	161,054,767
	SMALL BUSINESS SET ASIDE - PARTIAL	No Preference used	NOT SOLE SOURCE	387	188,949,754
	SMALL BUSINESS SET ASIDE - TOTAL	No Preference used	NOT SOLE SOURCE	2,474	498,242,367
	WOMEN OWNED SMALL BUSINESS	No Preference used	NOT SOLE SOURCE	43	1,839,761
FULL AND OPEN COMPETITION AFTER				6,997	1,209,167,252
NON-COMPETITIVE DELIVERY ORDER	8A COMPETED	No Preference used	NOT SOLE SOURCE	8	-114,689
	NO SET ASIDE USED.	No Preference used	NOT SOLE SOURCE	10	9,547,837
	NULL	No Preference used	NOT SOLE SOURCE	3	-164,515
NON-COMPETITIVE DELIVERY ORDER				21	9,268,633
NOT AVAILABLE FOR COMPETITION	8(A) SOLE SOURCE	No Preference used	SOLE SOURCE	1,701	353,750,387
	8(A) SOLE SOURCE	OTHER	SOLE SOURCE	11	2,734,482
	HUBZONE SOLE SOURCE	No Preference used	SOLE SOURCE	49	29,197,331
	HUBZONE SOLE SOURCE	OTHER	SOLE SOURCE	1	346,534
	NO SET ASIDE USED.	No Preference used	NOT SOLE SOURCE	307	71,301,983
	SDVOSB SOLE SOURCE	No Preference used	SOLE SOURCE	10	104,604
	WOMEN OWNED SMALL BUSINESS SOLE SOURCE	No Preference used	WOSB_SS_Non_MFG	3	987,632
	NOT AVAILABLE FOR COMPETITION				2,082
NOT COMPETED	NO SET ASIDE USED.	No Preference used	NOT SOLE SOURCE	450	41,939,431
	NULL	No Preference used	NOT SOLE SOURCE	2	264,448
NOT COMPETED Total				452	42,203,879
NOT COMPETED UNDER SAP	8(A) SOLE SOURCE	No Preference used	SOLE SOURCE	131	37,462,892
	HUBZONE SOLE SOURCE	No Preference used	SOLE SOURCE	4	82,878
	NO SET ASIDE USED.	No Preference used	NOT SOLE SOURCE	1,519	35,293,068
	SMALL BUSINESS SET ASIDE - TOTAL	No Preference used	NOT SOLE SOURCE	1	1,178

EXTENT_COMPETED_DESCRIPTION	TYPE_OF_SET_ASIDE_DESCRIPTION	EVALUATED_PREFERENCE	SOLE_SOURCE_CATEGORY	SB_Action	SB_\$\$
NOT COMPETED UNDER SAP	WOMEN OWNED SMALL BUSINESS SOLE SOURCE	No Preference used	WOSB_SS_Non_MFG	1	0
	NULL	No Preference used	NOT SOLE SOURCE	8	42,079
NOT COMPETED UNDER SAP Total				1,664	72,882,094
NULL	8(A) SOLE SOURCE	No Preference used	SOLE SOURCE	1	-52,436
	8A COMPETED	No Preference used	NOT SOLE SOURCE	14	-4,902
	NO SET ASIDE USED.	No Preference used	NOT SOLE SOURCE	7	-167,352
	SMALL BUSINESS SET ASIDE - TOTAL	No Preference used	NOT SOLE SOURCE	1	-49,623
	NULL	HUBZone Price Evaluation Preference	NOT SOLE SOURCE	1	-81,722
	NULL	No Preference used	NOT SOLE SOURCE	10	-909,480
	NULL	OTHER	NOT SOLE SOURCE	810	399,878
NULL Total				844	-865,636
Grand Total				19,026	2,464,131,733

Department: STATE, DEPARTMENT OF
 Socio-Economic Category: SRDVOB_FLAG

FUNDING_DEPARTMENT_NAME	STATE, DEPARTMENT OF
SRDVOB_FLAG	YES

EXTENT_COMPETED_DESCRIPTION	TYPE_OF_SET_ASIDE_DESCRIPTION	EVALUATED_PREFERENCE	SOLE_SOURCE_CATEGORY	Values	
				SB_Action	SB_\$
COMPETED UNDER SAP	8A COMPETED	No Preference used	NOT SOLE SOURCE	10	747,274
	HUBZONE SET-ASIDE	No Preference used	NOT SOLE SOURCE	3	437,581
	NO SET ASIDE USED.	No Preference used	NOT SOLE SOURCE	318	28,870,298
	SERVICE DISABLED VETERAN OWNED SMALL BUSINESS	No Preference used	NOT SOLE SOURCE	377	20,065,771
	SMALL BUSINESS SET ASIDE - PARTIAL	No Preference used	NOT SOLE SOURCE	4	341,397
	SMALL BUSINESS SET ASIDE - TOTAL	No Preference used	NOT SOLE SOURCE	87	7,774,229
	NULL	No Preference used	NOT SOLE SOURCE	1	(746)
COMPETED UNDER SAP Total				800	58,235,804
COMPETITIVE DELIVERY ORDER	NO SET ASIDE USED.	No Preference used	NOT SOLE SOURCE	1	(2,576)
COMPETITIVE DELIVERY ORDER Total				1	(2,576)
FULL AND OPEN COMPETITION	8(A) SOLE SOURCE	No Preference used	SOLE SOURCE	22	1,893,086
	8A COMPETED	No Preference used	NOT SOLE SOURCE	2	(181,714)
	HUBZONE SET-ASIDE	No Preference used	NOT SOLE SOURCE	1	-
	NO SET ASIDE USED.	No Preference used	NOT SOLE SOURCE	233	22,473,253
	SDVOSB SOLE SOURCE	No Preference used	SOLE SOURCE	3	-
	SERVICE DISABLED VETERAN OWNED SMALL BUSINESS	No Preference used	NOT SOLE SOURCE	169	33,505,152
	SMALL BUSINESS SET ASIDE - TOTAL	No Preference used	NOT SOLE SOURCE	8	2,802,340
FULL AND OPEN COMPETITION Total				438	60,492,116
FULL AND OPEN COMPETITION	8(A) SOLE SOURCE	No Preference used	SOLE SOURCE	10	1,351,691
	8A COMPETED	No Preference used	NOT SOLE SOURCE	46	23,723,710
	HUBZONE SET-ASIDE	No Preference used	NOT SOLE SOURCE	12	1,513,900
	NO SET ASIDE USED.	No Preference used	NOT SOLE SOURCE	3	-
	SDVOSB SOLE SOURCE	No Preference used	SOLE SOURCE	2	(10,458)
	SERVICE DISABLED VETERAN OWNED SMALL BUSINESS	No Preference used	NOT SOLE SOURCE	2,173	161,054,767
	SMALL BUSINESS SET ASIDE - PARTIAL	No Preference used	NOT SOLE SOURCE	69	26,091,989
	SMALL BUSINESS SET ASIDE - TOTAL	No Preference used	NOT SOLE SOURCE	187	43,868,481
FULL AND OPEN COMPETITION AFTER				2,502	257,594,081
NOT AVAILABLE FOR COMPETITION	8(A) SOLE SOURCE	No Preference used	SOLE SOURCE	244	8,533,208
	HUBZONE SOLE SOURCE	No Preference used	SOLE SOURCE	3	411,659
	NO SET ASIDE USED.	No Preference used	NOT SOLE SOURCE	38	1,976,783
	SDVOSB SOLE SOURCE	No Preference used	SOLE SOURCE	10	104,604
NOT AVAILABLE FOR COMPETITION				295	11,026,254
NOT COMPETED	NO SET ASIDE USED.	No Preference used	NOT SOLE SOURCE	13	2,196,544
NOT COMPETED Total				13	2,196,544
NOT COMPETED UNDER SAP	8(A) SOLE SOURCE	No Preference used	SOLE SOURCE	26	2,279,030
	NO SET ASIDE USED.	No Preference used	NOT SOLE SOURCE	218	7,102,222
NOT COMPETED UNDER SAP Total				244	9,381,253
NULL	NULL	OTHER	NOT SOLE SOURCE	29	-
NULL Total				29	-
Grand Total				4,322	398,923,476

Department: STATE, DEPARTMENT OF
 Socio-Economic Category: HubZone_FLAG

FUNDING_DEPARTMENT_NAME	STATE, DEPARTMENT OF
HubZone_FLAG	YES

EXTENT_COMPETED_DESCRIPTION	TYPE_OF_SET_ASIDE_DESCRIPTION	EVALUATED_PREFERENCE	SOLE_SOURCE_CATEGORY	Values	
				SB_Action	SB_-\$
COMPETED UNDER SAP	8A COMPETED	No Preference used	NOT SOLE SOURCE	2	683,400
	HUBZONE SET-ASIDE	No Preference used	NOT SOLE SOURCE	34	3,825,412
	NO SET ASIDE USED.	No Preference used	NOT SOLE SOURCE	91	3,433,764
	SERVICE DISABLED VETERAN OWNED SMALL BUSINESS SET-ASIDE	No Preference used	NOT SOLE SOURCE	34	-34,357
	SMALL BUSINESS SET ASIDE - PARTIAL	No Preference used	NOT SOLE SOURCE	1	29,465
	SMALL BUSINESS SET ASIDE - TOTAL	No Preference used	NOT SOLE SOURCE	79	9,076,870
	WOMEN OWNED SMALL BUSINESS	No Preference used	NOT SOLE SOURCE	1	9,945
COMPETED UNDER SAP Total				242	17,024,500
COMPETITIVE DELIVERY ORDER	8A COMPETED	No Preference used	NOT SOLE SOURCE	17	0
COMPETITIVE DELIVERY ORDER Total				17	0
FULL AND OPEN COMPETITION	HUBZONE SET-ASIDE	No Preference used	NOT SOLE SOURCE	8	588,573
	NO SET ASIDE USED.	No Preference used	NOT SOLE SOURCE	132	23,591,962
	SERVICE DISABLED VETERAN OWNED SMALL BUSINESS	No Preference used	NOT SOLE SOURCE	20	3,290,943
	SMALL BUSINESS SET ASIDE - TOTAL	No Preference used	NOT SOLE SOURCE	3	28,689
	SMALL BUSINESS SET ASIDE - TOTAL	OTHER	NOT SOLE SOURCE	2	823,733
	NULL	OTHER	NOT SOLE SOURCE	4	834,396
FULL AND OPEN COMPETITION Total				169	29,158,297
FULL AND OPEN COMPETITION	8A COMPETED	No Preference used	NOT SOLE SOURCE	73	15,365,820
	HUBZONE SET-ASIDE	No Preference used	NOT SOLE SOURCE	407	58,993,898
	SMALL BUSINESS SET ASIDE - PARTIAL	No Preference used	NOT SOLE SOURCE	6	182,369
	SMALL BUSINESS SET ASIDE - TOTAL	No Preference used	NOT SOLE SOURCE	298	25,505,075
	WOMEN OWNED SMALL BUSINESS	No Preference used	NOT SOLE SOURCE	18	-246,407
FULL AND OPEN COMPETITION AFTER				802	99,800,755
NON-COMPETITIVE DELIVERY	8A COMPETED	No Preference used	NOT SOLE SOURCE	1	0
NON-COMPETITIVE DELIVERY ORDER				1	0
NOT AVAILABLE FOR COMPETITION	8(A) SOLE SOURCE	No Preference used	SOLE SOURCE	390	67,337,188
	8(A) SOLE SOURCE	OTHER	SOLE SOURCE	2	48,458
	HUBZONE SOLE SOURCE	No Preference used	SOLE SOURCE	49	29,197,331
	NO SET ASIDE USED.	No Preference used	NOT SOLE SOURCE	27	1,100,720
NOT AVAILABLE FOR COMPETITION				468	97,683,697
NOT COMPETED	NO SET ASIDE USED.	No Preference used	NOT SOLE SOURCE	2	72,023
NOT COMPETED Total				2	72,023
NOT COMPETED UNDER SAP	8(A) SOLE SOURCE	No Preference used	SOLE SOURCE	31	13,002,088
	HUBZONE SOLE SOURCE	No Preference used	SOLE SOURCE	4	82,878
	NO SET ASIDE USED.	No Preference used	NOT SOLE SOURCE	144	8,484,354
NOT COMPETED UNDER SAP Total				179	21,569,320
NULL	8(A) SOLE SOURCE	No Preference used	SOLE SOURCE	1	-52,436
	8A COMPETED	No Preference used	NOT SOLE SOURCE	7	0
	NULL	OTHER	NOT SOLE SOURCE	15	0
NULL Total				23	-52,436
Grand Total				1,903	265,256,156

Department: STATE, DEPARTMENT OF
Socio-Economic Category: SDB

FUNDING_DEPARTMENT_NAME	STATE, DEPARTMENT OF
SDB	YES

				Values	
EXTENT_COMPETED_DESCRIPTION	TYPE_OF_SET_ASIDE_DESCRIPTION	EVALUATED_PREFERENCE	SOLE_SOURCE_CATEGORY	SB_Action	SB_ \$
COMPETED UNDER SAP	8A COMPLETED	No Preference used	NOT SOLE SOURCE	97	16,764,348
	HUBZONE SET-ASIDE	No Preference used	NOT SOLE SOURCE	21	2,860,118
	NO SET ASIDE USED.	No Preference used	NOT SOLE SOURCE	411	19,284,948
	SERVICE DISABLED VETERAN OWNED SMALL BUSINESS SET-ASIDE	No Preference used	NOT SOLE SOURCE	21	1,091,589
	SMALL BUSINESS SET ASIDE - PARTIAL	No Preference used	NOT SOLE SOURCE	2	49,992
	SMALL BUSINESS SET ASIDE - TOTAL	No Preference used	NOT SOLE SOURCE	427	39,065,949
	WOMEN OWNED SMALL BUSINESS	No Preference used	NOT SOLE SOURCE	10	638,267
COMPETED UNDER SAP Total				989	79,755,210
COMPETITIVE DELIVERY ORDER	8A COMPLETED	No Preference used	NOT SOLE SOURCE	37	-165,226
	NO SET ASIDE USED.	No Preference used	NOT SOLE SOURCE	1	-4,910
COMPETITIVE DELIVERY ORDER Total				38	-170,136
FULL AND OPEN COMPETITION	8(A) SOLE SOURCE	No Preference used	SOLE SOURCE	27	2,521,810
	8(A) SOLE SOURCE	OTHER	SOLE SOURCE	1	-2,948
	8A COMPLETED	No Preference used	NOT SOLE SOURCE	6	-3,515,935
	HUBZONE SET-ASIDE	No Preference used	NOT SOLE SOURCE	9	2,279,183
	NO SET ASIDE USED.	No Preference used	NOT SOLE SOURCE	438	114,698,374
	SERVICE DISABLED VETERAN OWNED SMALL BUSINESS SET-ASIDE	No Preference used	NOT SOLE SOURCE	98	10,434,802
	SMALL BUSINESS SET ASIDE - PARTIAL	No Preference used	NOT SOLE SOURCE	3	28,121
	SMALL BUSINESS SET ASIDE - TOTAL	No Preference used	NOT SOLE SOURCE	33	4,648,829
	SMALL BUSINESS SET ASIDE - TOTAL	OTHER	NOT SOLE SOURCE	2	823,733
	WOMEN OWNED SMALL BUSINESS	No Preference used	NOT SOLE SOURCE	21	529,477
	NULL	OTHER	NOT SOLE SOURCE	9	824,625
FULL AND OPEN COMPETITION Total				647	133,270,072
FULL AND OPEN COMPETITION AFTER EXCLUSION OF SOURCES	8(A) SOLE SOURCE	No Preference used	SOLE SOURCE	132	23,355,045
	8A COMPLETED	No Preference used	NOT SOLE SOURCE	1,359	266,948,965
	HUBZONE SET-ASIDE	No Preference used	NOT SOLE SOURCE	286	21,507,090
	NO SET ASIDE USED.	No Preference used	NOT SOLE SOURCE	6	32,639
	SERVICE DISABLED VETERAN OWNED SMALL BUSINESS SET-ASIDE	No Preference used	NOT SOLE SOURCE	86	25,969,755
	SMALL BUSINESS SET ASIDE - PARTIAL	No Preference used	NOT SOLE SOURCE	123	76,934,357
	SMALL BUSINESS SET ASIDE - TOTAL	No Preference used	NOT SOLE SOURCE	1,294	130,043,559
	WOMEN OWNED SMALL BUSINESS	No Preference used	NOT SOLE SOURCE	31	477,071
FULL AND OPEN COMPETITION AFTER EXCLUSION OF SOURCES Total				3,317	545,268,481
NON-COMPETITIVE DELIVERY ORDER	8A COMPLETED	No Preference used	NOT SOLE SOURCE	8	-114,689
NON-COMPETITIVE DELIVERY ORDER Total				8	-114,689
NOT AVAILABLE FOR COMPETITION	8(A) SOLE SOURCE	No Preference used	SOLE SOURCE	1,701	353,750,387
	8(A) SOLE SOURCE	OTHER	SOLE SOURCE	9	2,241,734
	HUBZONE SOLE SOURCE	No Preference used	SOLE SOURCE	47	29,134,896
	HUBZONE SOLE SOURCE	OTHER	SOLE SOURCE	1	346,534
	NO SET ASIDE USED.	No Preference used	NOT SOLE SOURCE	300	71,577,520
	SDVOSB SOLE SOURCE	No Preference used	SOLE SOURCE	10	104,604
	WOMEN OWNED SMALL BUSINESS SOLE SOURCE	No Preference used	WOSB_SS_Non_MFG	2	0
NOT AVAILABLE FOR COMPETITION Total				2,070	457,155,675
NOT COMPETED	NO SET ASIDE USED.	No Preference used	NOT SOLE SOURCE	151	24,706,102
NOT COMPETED Total				151	24,706,102
NOT COMPETED UNDER SAP	8(A) SOLE SOURCE	No Preference used	SOLE SOURCE	131	37,462,892
	HUBZONE SOLE SOURCE	No Preference used	SOLE SOURCE	4	82,878
	NO SET ASIDE USED.	No Preference used	NOT SOLE SOURCE	421	8,981,200
	NULL	No Preference used	NOT SOLE SOURCE	1	10,658
NOT COMPETED UNDER SAP Total				557	46,537,627
NULL	8(A) SOLE SOURCE	No Preference used	SOLE SOURCE	1	-52,436
	8A COMPLETED	No Preference used	NOT SOLE SOURCE	14	-4,902
	NO SET ASIDE USED.	No Preference used	NOT SOLE SOURCE	1	-2,450
	NULL	OTHER	NOT SOLE SOURCE	226	0

EXTENT_COMPETED_DESCRIPTION	TYPE_OF_SET_ASIDE_DESCRIPTION	EVALUATED_PREFERENCE	SOLE_SOURCE_CATEGORY	SB_Action	SB_
NULL Total				242	-59,788
Grand Total				8,019	1,286,348,555

Department: STATE, DEPARTMENT OF
 Socio-Economic Category: INDIAN_TRIBE

FUNDING_DEPARTMENT_NAME	STATE, DEPARTMENT OF
INDIAN_TRIBE	YES

EXTENT_COMPETED_DESCRIPTION	TYPE_OF_SET_ASIDE_DESCRIPTION	EVALUATED_PREFERENCE	SOLE_SOURCE_CATEGORY	Values	
				SB_Action	SB_\$
COMPETED UNDER SAP	8A COMPETED	No Preference used	NOT SOLE SOURCE	30	5,826,990
	NO SET ASIDE USED.	No Preference used	NOT SOLE SOURCE	3	39,637
	SMALL BUSINESS SET ASIDE - TOTAL	No Preference used	NOT SOLE SOURCE	1	14,245
COMPETED UNDER SAP Total				34	5,880,872
FULL AND OPEN COMPETITION	NO SET ASIDE USED.	No Preference used	NOT SOLE SOURCE	6	62,144
FULL AND OPEN COMPETITION Total				6	62,144
FULL AND OPEN COMPETITION AFTER EXCLUSION OF SOURCES	8A COMPETED	No Preference used	NOT SOLE SOURCE	13	4,566,012
	HUBZONE SET-ASIDE	No Preference used	NOT SOLE SOURCE	3	0
	SMALL BUSINESS SET ASIDE - TOTAL	No Preference used	NOT SOLE SOURCE	4	449,373
FULL AND OPEN COMPETITION AFTER EXCLUSION OF SOURCES Total				20	5,015,385
NOT AVAILABLE FOR COMPETITION	8(A) SOLE SOURCE	No Preference used	SOLE SOURCE	116	24,971,770
	NO SET ASIDE USED.	No Preference used	NOT SOLE SOURCE	33	1,371,009
NOT AVAILABLE FOR COMPETITION Total				149	26,342,779
NOT COMPETED	NO SET ASIDE USED.	No Preference used	NOT SOLE SOURCE	2	255,420
NOT COMPETED Total				2	255,420
Grand Total				211	37,556,601

Department: STATE, DEPARTMENT OF
 Socio-Economic Category: NATIVE_HAWAIIAN_ORGANIZATION

FUNDING_DEPARTMENT_NAME	STATE, DEPARTMENT OF
NATIVE_HAWAIIAN_ORGANIZATION	YES

EXTENT_COMPETED_DESCRIPTION	TYPE_OF_SET_ASIDE_DESCRIPTION	EVALUATED_PREFERENCE	SOLE_SOURCE_CATEGORY	Values	
				SB_Action	SB_ \$
NOT AVAILABLE FOR COMPETITION	8(A) SOLE SOURCE	No Preference used	SOLE SOURCE	3	1,589,134
NOT AVAILABLE FOR COMPETITION Total				3	1,589,134
Grand Total				3	1,589,134

Department: STATE, DEPARTMENT OF
 Socio-Economic Category: ALASKAN_NATIVE_CORPORATION

FUNDING_DEPARTMENT_NAME	STATE, DEPARTMENT OF
ALASKAN_NATIVE_CORPORATION	YES

EXTENT_COMPETED_DESCRIPTION	TYPE_OF_SET_ASIDE_DESCRIPTION	EVALUATED_PREFERENCE	SOLE_SOURCE_CATEGORY	Values	
				SB_Action	SB_\$
COMPETED UNDER SAP	8A COMPETED	No Preference used	NOT SOLE SOURCE	12	6,251,962
	HUBZONE SET-ASIDE	No Preference used	NOT SOLE SOURCE	1	829,847
	NO SET ASIDE USED.	No Preference used	NOT SOLE SOURCE	5	319,759
	SMALL BUSINESS SET ASIDE - TOTAL	No Preference used	NOT SOLE SOURCE	7	16,031,534
	INDIAN SMALL BUSINESS ECONOMIC ENTERPRISE	No Preference used	NOT SOLE SOURCE	1	2,448
COMPETED UNDER SAP Total				26	23,435,549
FULL AND OPEN COMPETITION	NO SET ASIDE USED.	No Preference used	NOT SOLE SOURCE	1	15,613
FULL AND OPEN COMPETITION Total				1	15,613
FULL AND OPEN COMPETITION AFTER	8A COMPETED	No Preference used	NOT SOLE SOURCE	60	17,293,599
	HUBZONE SET-ASIDE	No Preference used	NOT SOLE SOURCE	7	132,713
	SMALL BUSINESS SET ASIDE - PARTIAL	No Preference used	NOT SOLE SOURCE	1	1,000
	SMALL BUSINESS SET ASIDE - TOTAL	No Preference used	NOT SOLE SOURCE	142	37,638,482
FULL AND OPEN COMPETITION AFTER				210	55,065,794
NOT AVAILABLE FOR COMPETITION	8(A) SOLE SOURCE	No Preference used	SOLE SOURCE	561	200,030,980
	NO SET ASIDE USED.	No Preference used	NOT SOLE SOURCE	145	55,256,499
NOT AVAILABLE FOR COMPETITION Total				706	255,287,478
NOT COMPETED	NO SET ASIDE USED.	No Preference used	NOT SOLE SOURCE	46	11,392,715
NOT COMPETED Total				46	11,392,715
NOT COMPETED UNDER SAP	8(A) SOLE SOURCE	No Preference used	SOLE SOURCE	34	17,273,853
	NO SET ASIDE USED.	No Preference used	NOT SOLE SOURCE	3	-12,986
NOT COMPETED UNDER SAP Total				37	17,260,867
NULL	NULL	OTHER	NOT SOLE SOURCE	1	0
NULL Total				1	0
Grand Total				1,027	362,458,018

Department: STATE, DEPARTMENT OF
Socio-Economic Category: WOSB_EDWOSB

FUNDING_DEPARTMENT_NAME	STATE, DEPARTMENT OF
WOSB_EDWOSB	YES

EXTENT_COMPETED_DESCRIPTION	TYPE_OF_SET_ASIDE_DESCRIPTION	EVALUATED_PREFERENCE	Values	
			SB_Action	SB_\$
COMPETED UNDER SAP	8A COMPETED	No Preference used	53	4,001,996
	HUBZONE SET-ASIDE	No Preference used	2	113,942
	NO SET ASIDE USED.	No Preference used	493	17,404,833
	RESERVED FOR SMALL BUSINESS	No Preference used	1	-850
	SERVICE DISABLED VETERAN OWNED SMALL BUSINESS SET-ASIDE	No Preference used	1	6,253
	SMALL BUSINESS SET ASIDE - PARTIAL	No Preference used	1	-375
	SMALL BUSINESS SET ASIDE - TOTAL	No Preference used	521	23,711,166
	WOMEN OWNED SMALL BUSINESS	No Preference used	29	2,046,687
COMPETED UNDER SAP Total			1,101	47,283,652
COMPETITIVE DELIVERY ORDER	8A COMPETED	No Preference used	17	0
	NO SET ASIDE USED.	No Preference used	3	-20,157
COMPETITIVE DELIVERY ORDER Total			20	-20,158
FULL AND OPEN COMPETITION	8(A) SOLE SOURCE	No Preference used	1	36,879
	8(A) SOLE SOURCE	OTHER	1	-2,948
	HUBZONE SET-ASIDE	No Preference used	5	2,083,964
	NO SET ASIDE USED.	No Preference used	677	49,072,341
	SERVICE DISABLED VETERAN OWNED SMALL BUSINESS SET-ASIDE	No Preference used	1	0
	SMALL BUSINESS SET ASIDE - PARTIAL	No Preference used	7	-86,979
	SMALL BUSINESS SET ASIDE - TOTAL	No Preference used	38	5,280,126
	SMALL BUSINESS SET ASIDE - TOTAL	OTHER	2	823,733
	WOMEN OWNED SMALL BUSINESS	No Preference used	26	3,252,406
	WOMEN OWNED SMALL BUSINESS	OTHER	1	14,268
	WOMEN OWNED SMALL BUSINESS SOLE SOURCE	No Preference used	1	30,949
NULL	OTHER	17	1,717,530	
FULL AND OPEN COMPETITION Total			777	62,222,270
FULL AND OPEN COMPETITION AFTER EXCLUSION OF SOURCES	8(A) SOLE SOURCE	No Preference used	10	1,869,722
	8A COMPETED	No Preference used	366	64,161,948
	ECONOMICALLY DISADVANTAGED WOMEN OWNED SMALL BUSINESS	No Preference used	1	-105,294
	HUBZONE SET-ASIDE	No Preference used	39	11,194,703
	NO SET ASIDE USED.	No Preference used	3	32,639
	SERVICE DISABLED VETERAN OWNED SMALL BUSINESS SET-ASIDE	No Preference used	25	2,319,663
	SMALL BUSINESS SET ASIDE - PARTIAL	No Preference used	142	67,720,984
	SMALL BUSINESS SET ASIDE - TOTAL	No Preference used	830	170,345,671
WOMEN OWNED SMALL BUSINESS	No Preference used	43	1,839,761	
FULL AND OPEN COMPETITION AFTER EXCLUSION OF SOURCES Total			1,459	319,379,797
NON-COMPETITIVE DELIVERY ORDER	8A COMPETED	No Preference used	3	-14,406
	NO SET ASIDE USED.	No Preference used	1	-254
NON-COMPETITIVE DELIVERY ORDER Total			4	-14,660
NOT AVAILABLE FOR COMPETITION	8(A) SOLE SOURCE	No Preference used	288	19,186,258
	8(A) SOLE SOURCE	OTHER	2	492,748
	HUBZONE SOLE SOURCE	No Preference used	4	85,259
	NO SET ASIDE USED.	No Preference used	37	3,814,415
	WOMEN OWNED SMALL BUSINESS SOLE SOURCE	No Preference used	3	987,632
NOT AVAILABLE FOR COMPETITION Total			334	24,566,312

EXTENT_COMPETED_DESCRIPTION	TYPE_OF_SET_ASIDE_DESCRIPTION	EVALUATED_PREFERENCE	SB_Action	SB_\$
NOT COMPETED	NO SET ASIDE USED.	No Preference used	99	9,184,500
NOT COMPETED Total			99	9,184,500
NOT COMPETED UNDER SAP	8(A) SOLE SOURCE	No Preference used	20	4,992,188
	NO SET ASIDE USED.	No Preference used	513	15,200,645
	WOMEN OWNED SMALL BUSINESS SOLE SOURCE	No Preference used	1	0
	NULL	No Preference used	2	35,658
NOT COMPETED UNDER SAP Total			536	20,228,491
NULL	8(A) SOLE SOURCE	No Preference used	1	-52,436
	8A COMPETED	No Preference used	5	0
	NO SET ASIDE USED.	No Preference used	1	-161,228
	SMALL BUSINESS SET ASIDE - TOTAL	No Preference used	1	-49,623
	NULL	OTHER	351	169,375
NULL Total			359	-93,912
Grand Total			4,689	482,736,292

Department: TREASURY, DEPARTMENT OF THE
 Socio-Economic Category: Small Business

FUNDING DEPARTMENT NAME	TREASURY, DEPARTMENT OF THE
-------------------------	-----------------------------

EXTENT_COMPETED_DESCRIPTION	TYPE_OF_SET_ASIDE_DESCRIPTION	EVALUATED_PREFERENCE	SOLE_SOURCE_CATEGORY	Values	
				SB_Action	SB_\$
COMPETED UNDER SAP	8A COMPETED	No Preference used	NOT SOLE SOURCE	4	-150,186
	ECONOMICALLY DISADVANTAGED WOMEN OWNED	No Preference used	NOT SOLE SOURCE	2	37,516
	HUBZONE SET-ASIDE	No Preference used	NOT SOLE SOURCE	3	135,310
	NO SET ASIDE USED.	No Preference used	NOT SOLE SOURCE	764	8,647,723
	SERVICE DISABLED VETERAN OWNED SMALL BUSINESS	No Preference used	NOT SOLE SOURCE	20	196,464
	SMALL BUSINESS SET ASIDE - PARTIAL	No Preference used	NOT SOLE SOURCE	5	35,586
	SMALL BUSINESS SET ASIDE - TOTAL	No Preference used	NOT SOLE SOURCE	1,024	8,972,038
	WOMEN OWNED SMALL BUSINESS	No Preference used	NOT SOLE SOURCE	11	301,146
COMPETED UNDER SAP Total				1,833	18,175,598
COMPETITIVE DELIVERY ORDER	NO SET ASIDE USED.	No Preference used	NOT SOLE SOURCE	2	-1,316
COMPETITIVE DELIVERY ORDER Total				2	-1,316
FULL AND OPEN COMPETITION	8(A) SOLE SOURCE	No Preference used	SOLE SOURCE	7	1,608,929
	8(A) SOLE SOURCE	OTHER	SOLE SOURCE	4	835,906
	8A COMPETED	No Preference used	NOT SOLE SOURCE	3	-18,701
	HUBZONE SET-ASIDE	No Preference used	NOT SOLE SOURCE	12	182,741
	NO SET ASIDE USED.	HUBZone Price Evaluation Preference	NOT SOLE SOURCE	2	148,400
	NO SET ASIDE USED.	No Preference used	NOT SOLE SOURCE	2,194	332,226,723
	SDVOSB SOLE SOURCE	No Preference used	SOLE SOURCE	4	136,656
	SERVICE DISABLED VETERAN OWNED SMALL BUSINESS	No Preference used	NOT SOLE SOURCE	6	368,845
	SMALL BUSINESS SET ASIDE - PARTIAL	No Preference used	NOT SOLE SOURCE	25	3,310,175
	SMALL BUSINESS SET ASIDE - PARTIAL	OTHER	NOT SOLE SOURCE	1	9,879
	SMALL BUSINESS SET ASIDE - TOTAL	No Preference used	NOT SOLE SOURCE	275	78,612,468
	SMALL BUSINESS SET ASIDE - TOTAL	OTHER	NOT SOLE SOURCE	16	145,543
	NULL	No Preference used	NOT SOLE SOURCE	5	699,740
	NULL	OTHER	NOT SOLE SOURCE	182	30,923,638
FULL AND OPEN COMPETITION Total				2,736	449,190,941
FULL AND OPEN COMPETITION	8(A) SOLE SOURCE	No Preference used	SOLE SOURCE	46	17,131,270
	8A COMPETED	No Preference used	NOT SOLE SOURCE	220	60,027,625
	HUBZONE SET-ASIDE	No Preference used	NOT SOLE SOURCE	173	17,457,546
	HUBZONE SOLE SOURCE	No Preference used	SOLE SOURCE	3	37,401
	NO SET ASIDE USED.	No Preference used	NOT SOLE SOURCE	17	390,216
	SERVICE DISABLED VETERAN OWNED SMALL BUSINESS	No Preference used	NOT SOLE SOURCE	208	45,652,742
	SMALL BUSINESS SET ASIDE - PARTIAL	No Preference used	NOT SOLE SOURCE	10	5,473,531
	SMALL BUSINESS SET ASIDE - TOTAL	No Preference used	NOT SOLE SOURCE	1,800	304,400,438
	WOMEN OWNED SMALL BUSINESS	No Preference used	NOT SOLE SOURCE	60	1,710,137
FULL AND OPEN COMPETITION AFTER				2,537	452,280,905
NON-COMPETITIVE DELIVERY ORDER	NO SET ASIDE USED.	No Preference used	NOT SOLE SOURCE	1	-54,677
NON-COMPETITIVE DELIVERY ORDER				1	-54,677
NOT AVAILABLE FOR COMPETITION	8(A) SOLE SOURCE	No Preference used	SOLE SOURCE	720	108,068,197
	8(A) SOLE SOURCE	OTHER	SOLE SOURCE	3	2,167,389
	HUBZONE SOLE SOURCE	No Preference used	SOLE SOURCE	13	2,747,358
	NO SET ASIDE USED.	No Preference used	NOT SOLE SOURCE	83	9,887,127
	SMALL BUSINESS SET ASIDE - TOTAL	OTHER	NOT SOLE SOURCE	1	0
	WOMEN OWNED SMALL BUSINESS SOLE SOURCE	No Preference used	WOSB_SS_Non_MFG	2	30,000
	NULL	OTHER	NOT SOLE SOURCE	8	-3,047,800
NOT AVAILABLE FOR COMPETITION				830	119,852,270
NOT COMPETED	NO SET ASIDE USED.	No Preference used	NOT SOLE SOURCE	858	49,625,128
NOT COMPETED Total				858	49,625,128
NOT COMPETED UNDER SAP	8(A) SOLE SOURCE	No Preference used	SOLE SOURCE	399	19,667,542
	HUBZONE SOLE SOURCE	No Preference used	SOLE SOURCE	1	-1,276
	NO SET ASIDE USED.	No Preference used	NOT SOLE SOURCE	2,350	10,584,887
	INDIAN SMALL BUSINESS ECONOMIC ENTERPRISE	No Preference used	NOT SOLE SOURCE	5	11,625
NOT COMPETED UNDER SAP Total				2,755	30,262,778
NULL	NO SET ASIDE USED.	No Preference used	NOT SOLE SOURCE	2	-1,339
	NULL	No Preference used	NOT SOLE SOURCE	1	-208,880
	NULL	OTHER	NOT SOLE SOURCE	113	0
NULL Total				116	-210,219
Grand Total				11,668	1,119,121,408

Department: TREASURY, DEPARTMENT OF THE
 Socio-Economic Category: SRDVOB_FLAG

FUNDING_DEPARTMENT_NAME	TREASURY, DEPARTMENT OF THE
SRDVOB_FLAG	YES

EXTENT_COMPETED_DESCRIPTION	TYPE_OF_SET_ASIDE_DESCRIPTION	EVALUATED_PREFERENCE	SOLE_SOURCE_CATEGORY	Values	
				SB_Action	SB_\$
COMPETED UNDER SAP	NO SET ASIDE USED.	No Preference used	NOT SOLE SOURCE	22	244,078
	SERVICE DISABLED VETERAN OWNED SMALL BUSINESS	No Preference used	NOT SOLE SOURCE	20	196,464
	SMALL BUSINESS SET ASIDE - PARTIAL	No Preference used	NOT SOLE SOURCE	1	4,692
	SMALL BUSINESS SET ASIDE - TOTAL	No Preference used	NOT SOLE SOURCE	130	535,539
	WOMEN OWNED SMALL BUSINESS	No Preference used	NOT SOLE SOURCE	1	9,353
COMPETED UNDER SAP Total				174	990,126
COMPETITIVE DELIVERY ORDER	NO SET ASIDE USED.	No Preference used	NOT SOLE SOURCE	1	(71)
COMPETITIVE DELIVERY ORDER Total				1	(71)
FULL AND OPEN COMPETITION	NO SET ASIDE USED.	No Preference used	NOT SOLE SOURCE	123	24,683,541
	SDVOSB SOLE SOURCE	No Preference used	SOLE SOURCE	4	136,656
	SERVICE DISABLED VETERAN OWNED SMALL BUSINESS	No Preference used	NOT SOLE SOURCE	6	368,845
	SMALL BUSINESS SET ASIDE - TOTAL	No Preference used	NOT SOLE SOURCE	22	6,243,867
	SMALL BUSINESS SET ASIDE - TOTAL	OTHER	NOT SOLE SOURCE	1	3,796
	NULL	No Preference used	NOT SOLE SOURCE	1	-
	NULL	OTHER	NOT SOLE SOURCE	5	68,208
FULL AND OPEN COMPETITION Total				162	31,504,913
FULL AND OPEN COMPETITION	8(A) SOLE SOURCE	No Preference used	SOLE SOURCE	1	348,063
	8A COMPETED	No Preference used	NOT SOLE SOURCE	7	2,008,734
	HUBZONE SET-ASIDE	No Preference used	NOT SOLE SOURCE	23	1,649,081
	SERVICE DISABLED VETERAN OWNED SMALL BUSINESS	No Preference used	NOT SOLE SOURCE	208	45,652,742
	SMALL BUSINESS SET ASIDE - PARTIAL	No Preference used	NOT SOLE SOURCE	1	(33,554)
	SMALL BUSINESS SET ASIDE - TOTAL	No Preference used	NOT SOLE SOURCE	92	16,585,681
FULL AND OPEN COMPETITION AFTER				332	66,210,746
NON-COMPETITIVE DELIVERY ORDER	NO SET ASIDE USED.	No Preference used	NOT SOLE SOURCE	1	(54,677)
NON-COMPETITIVE DELIVERY ORDER				1	(54,677)
NOT AVAILABLE FOR COMPETITION	8(A) SOLE SOURCE	No Preference used	SOLE SOURCE	103	11,820,955
	NO SET ASIDE USED.	No Preference used	NOT SOLE SOURCE	24	2,037,700
NOT AVAILABLE FOR COMPETITION				127	13,858,655
NOT COMPETED	NO SET ASIDE USED.	No Preference used	NOT SOLE SOURCE	10	44,751
NOT COMPETED Total				10	44,751
NOT COMPETED UNDER SAP	8(A) SOLE SOURCE	No Preference used	SOLE SOURCE	42	1,792,070
	NO SET ASIDE USED.	No Preference used	NOT SOLE SOURCE	44	3,383,841
NOT COMPETED UNDER SAP Total				86	5,175,911
NULL	NULL	OTHER	NOT SOLE SOURCE	4	-
NULL Total				4	-
Grand Total				897	117,730,353

Department: TREASURY, DEPARTMENT OF THE
 Socio-Economic Category: HubZone_FLAG

FUNDING_DEPARTMENT_NAME	TREASURY, DEPARTMENT OF THE
HubZone_FLAG	YES

EXTENT_COMPETED_DESCRIPTION	TYPE_OF_SET_ASIDE_DESCRIPTION	EVALUATED_PREFERENCE	SOLE_SOURCE_CATEGORY	Values	
				SB_Action	SB_\$
COMPETED UNDER SAP	HUBZONE SET-ASIDE	No Preference used	NOT SOLE SOURCE	3	135,310
	NO SET ASIDE USED.	No Preference used	NOT SOLE SOURCE	33	-78,079
	SMALL BUSINESS SET ASIDE - TOTAL	No Preference used	NOT SOLE SOURCE	59	489,014
COMPETED UNDER SAP Total				95	546,245
FULL AND OPEN COMPETITION	HUBZONE SET-ASIDE	No Preference used	NOT SOLE SOURCE	12	182,741
	NO SET ASIDE USED.	HUBZone Price Evaluation Preference	NOT SOLE SOURCE	2	148,400
	NO SET ASIDE USED.	No Preference used	NOT SOLE SOURCE	149	47,468,904
	SMALL BUSINESS SET ASIDE - TOTAL	No Preference used	NOT SOLE SOURCE	7	5,166,159
	NULL	OTHER	NOT SOLE SOURCE	7	-661,352
FULL AND OPEN COMPETITION Total				177	52,304,851
FULL AND OPEN COMPETITION	8(A) SOLE SOURCE	No Preference used	SOLE SOURCE	5	1,230,831
	8A COMPETED	No Preference used	NOT SOLE SOURCE	39	6,008,576
	HUBZONE SET-ASIDE	No Preference used	NOT SOLE SOURCE	173	17,457,546
	HUBZONE SOLE SOURCE	No Preference used	SOLE SOURCE	3	37,401
	SERVICE DISABLED VETERAN OWNED SMALL BUSINESS	No Preference used	NOT SOLE SOURCE	1	0
	SMALL BUSINESS SET ASIDE - TOTAL	No Preference used	NOT SOLE SOURCE	111	28,298,775
FULL AND OPEN COMPETITION AFTER				332	53,033,127
NOT AVAILABLE FOR COMPETITION	8(A) SOLE SOURCE	No Preference used	SOLE SOURCE	164	35,754,846
	HUBZONE SOLE SOURCE	No Preference used	SOLE SOURCE	13	2,747,358
	NO SET ASIDE USED.	No Preference used	NOT SOLE SOURCE	17	2,156,729
	SMALL BUSINESS SET ASIDE - TOTAL	OTHER	NOT SOLE SOURCE	1	0
	NULL	OTHER	NOT SOLE SOURCE	7	-3,024,270
NOT AVAILABLE FOR COMPETITION				202	37,634,663
NOT COMPETED	NO SET ASIDE USED.	No Preference used	NOT SOLE SOURCE	7	1,856,660
NOT COMPETED Total				7	1,856,660
NOT COMPETED UNDER SAP	8(A) SOLE SOURCE	No Preference used	SOLE SOURCE	104	4,707,022
	HUBZONE SOLE SOURCE	No Preference used	SOLE SOURCE	1	-1,276
	NO SET ASIDE USED.	No Preference used	NOT SOLE SOURCE	59	421,446
NOT COMPETED UNDER SAP Total				164	5,127,193
NULL	NULL	OTHER	NOT SOLE SOURCE	9	0
NULL Total				9	0
Grand Total				986	150,502,739

Department: TREASURY, DEPARTMENT OF THE
Socio-Economic Category: SDB

FUNDING_DEPARTMENT_NAME	TREASURY, DEPARTMENT OF THE
SDB	YES

EXTENT_COMPETED_DESCRIPTION	TYPE_OF_SET_ASIDE_DESCRIPTION	EVALUATED_PREFERENCE	SOLE_SOURCE_CATEGORY	Values	
				SB_Action	SB_ \$
COMPETED UNDER SAP	8A COMPETED	No Preference used	NOT SOLE SOURCE	4	-150,186
	ECONOMICALLY DISADVANTAGED WOMEN OWNED SMALL BUSINESS	No Preference used	NOT SOLE SOURCE	2	37,516
	HUBZONE SET-ASIDE	No Preference used	NOT SOLE SOURCE	1	-16,110
	NO SET ASIDE USED.	No Preference used	NOT SOLE SOURCE	256	2,039,287
	SERVICE DISABLED VETERAN OWNED SMALL BUSINESS SET-ASIDE	No Preference used	NOT SOLE SOURCE	1	2,654
	SMALL BUSINESS SET ASIDE - PARTIAL	No Preference used	NOT SOLE SOURCE	2	5,881
	SMALL BUSINESS SET ASIDE - TOTAL	No Preference used	NOT SOLE SOURCE	444	2,143,385
	WOMEN OWNED SMALL BUSINESS	No Preference used	NOT SOLE SOURCE	9	-98,414
COMPETED UNDER SAP Total				719	3,964,013
COMPETITIVE DELIVERY ORDER	NO SET ASIDE USED.	No Preference used	NOT SOLE SOURCE	1	-71
COMPETITIVE DELIVERY ORDER Total				1	-71
FULL AND OPEN COMPETITION	8(A) SOLE SOURCE	No Preference used	SOLE SOURCE	7	1,608,929
	8(A) SOLE SOURCE	OTHER	SOLE SOURCE	4	835,906
	8A COMPETED	No Preference used	NOT SOLE SOURCE	3	-18,701
	NO SET ASIDE USED.	No Preference used	NOT SOLE SOURCE	446	69,603,511
	SERVICE DISABLED VETERAN OWNED SMALL BUSINESS SET-ASIDE	No Preference used	NOT SOLE SOURCE	3	331,546
	SMALL BUSINESS SET ASIDE - PARTIAL	No Preference used	NOT SOLE SOURCE	18	2,223,652
	SMALL BUSINESS SET ASIDE - PARTIAL	OTHER	NOT SOLE SOURCE	1	9,879
	SMALL BUSINESS SET ASIDE - TOTAL	No Preference used	NOT SOLE SOURCE	89	27,614,434
	SMALL BUSINESS SET ASIDE - TOTAL	OTHER	NOT SOLE SOURCE	1	3,796
	NULL	No Preference used	NOT SOLE SOURCE	1	0
	NULL	OTHER	NOT SOLE SOURCE	18	-1,168,254
FULL AND OPEN COMPETITION Total				591	101,044,697
FULL AND OPEN COMPETITION AFTER EXCLUSION OF SOURCES	8(A) SOLE SOURCE	No Preference used	SOLE SOURCE	46	17,131,270
	8A COMPETED	No Preference used	NOT SOLE SOURCE	220	60,027,625
	HUBZONE SET-ASIDE	No Preference used	NOT SOLE SOURCE	122	14,018,198
	HUBZONE SOLE SOURCE	No Preference used	SOLE SOURCE	3	37,401
	NO SET ASIDE USED.	No Preference used	NOT SOLE SOURCE	3	13,216
	SERVICE DISABLED VETERAN OWNED SMALL BUSINESS SET-ASIDE	No Preference used	NOT SOLE SOURCE	19	510,189
	SMALL BUSINESS SET ASIDE - PARTIAL	No Preference used	NOT SOLE SOURCE	1	-33,554
	SMALL BUSINESS SET ASIDE - TOTAL	No Preference used	NOT SOLE SOURCE	513	82,487,373
	WOMEN OWNED SMALL BUSINESS	No Preference used	NOT SOLE SOURCE	2	349,226
FULL AND OPEN COMPETITION AFTER EXCLUSION OF SOURCES Total				929	174,540,943
NOT AVAILABLE FOR COMPETITION	8(A) SOLE SOURCE	No Preference used	SOLE SOURCE	720	108,068,197
	8(A) SOLE SOURCE	OTHER	SOLE SOURCE	1	-25,889
	HUBZONE SOLE SOURCE	No Preference used	SOLE SOURCE	13	2,747,358
	NO SET ASIDE USED.	No Preference used	NOT SOLE SOURCE	62	9,261,621
	SMALL BUSINESS SET ASIDE - TOTAL	OTHER	NOT SOLE SOURCE	1	0
	NULL	OTHER	NOT SOLE SOURCE	8	-3,047,800
NOT AVAILABLE FOR COMPETITION Total				805	117,003,487
NOT COMPETED	NO SET ASIDE USED.	No Preference used	NOT SOLE SOURCE	168	21,091,854
NOT COMPETED Total				168	21,091,854
NOT COMPETED UNDER SAP	8(A) SOLE SOURCE	No Preference used	SOLE SOURCE	399	19,667,542
	HUBZONE SOLE SOURCE	No Preference used	SOLE SOURCE	1	-1,276
	NO SET ASIDE USED.	No Preference used	NOT SOLE SOURCE	1,029	2,669,681
	INDIAN SMALL BUSINESS ECONOMIC ENTERPRISE	No Preference used	NOT SOLE SOURCE	1	1,350
NOT COMPETED UNDER SAP Total				1,430	22,337,297
NULL	NULL	OTHER	NOT SOLE SOURCE	34	0
NULL Total				34	0
Grand Total				4,677	439,982,220

Department: TREASURY, DEPARTMENT OF THE
 Socio-Economic Category: INDIAN_TRIBE

FUNDING_DEPARTMENT_NAME	TREASURY, DEPARTMENT OF THE
INDIAN_TRIBE	YES

EXTENT_COMPETED_DESCRIPTION	TYPE_OF_SET_ASIDE_DESCRIPTION	EVALUATED_PREFERENCE	SOLE_SOURCE_CATEGORY	Values	
				SB_Action	SB_\$
FULL AND OPEN COMPETITION	NO SET ASIDE USED.	No Preference used	NOT SOLE SOURCE	8	1,073,464
FULL AND OPEN COMPETITION Total				8	1,073,464
FULL AND OPEN COMPETITION AFTER EXCLUSION OF SOURCES	8A COMPETED	No Preference used	NOT SOLE SOURCE	11	-838
	SMALL BUSINESS SET ASIDE - TOTAL	No Preference used	NOT SOLE SOURCE	18	5,042,565
FULL AND OPEN COMPETITION AFTER EXCLUSION OF SOURCES Total				29	5,041,726
NOT AVAILABLE FOR COMPETITION	8(A) SOLE SOURCE	No Preference used	SOLE SOURCE	17	2,281,271
	HUBZONE SOLE SOURCE	No Preference used	SOLE SOURCE	8	382,114
NOT AVAILABLE FOR COMPETITION Total				25	2,663,385
NOT COMPETED	NO SET ASIDE USED.	No Preference used	NOT SOLE SOURCE	1	-4,617
NOT COMPETED Total				1	-4,617
NOT COMPETED UNDER SAP	8(A) SOLE SOURCE	No Preference used	SOLE SOURCE	55	2,250,099
	NO SET ASIDE USED.	No Preference used	NOT SOLE SOURCE	10	84,382
NOT COMPETED UNDER SAP Total				65	2,334,480
Grand Total				128	11,108,438

Department: TREASURY, DEPARTMENT OF THE
 Socio-Economic Category: NATIVE_HAWAIIAN_ORGANIZATION

FUNDING_DEPARTMENT_NAME	TREASURY, DEPARTMENT OF THE
NATIVE_HAWAIIAN_ORGANIZATION	YES

EXTENT_COMPETED_DESCRIPTION	TYPE_OF_SET_ASIDE_DESCRIPTION	EVALUATED_PREFERENCE	SOLE_SOURCE_CATEGORY	Values	
				SB_Action	SB_\$
Grand Total					

Department: TREASURY, DEPARTMENT OF THE
 Socio-Economic Category: ALASKAN_NATIVE_CORPORATION

FUNDING_DEPARTMENT_NAME	TREASURY, DEPARTMENT OF THE
ALASKAN_NATIVE_CORPORATION	YES

EXTENT_COMPETED_DESCRIPTION	TYPE_OF_SET_ASIDE_DESCRIPTION	EVALUATED_PREFERENCE	SOLE_SOURCE_CATEGORY	Values	
				SB_Action	SB_\$
COMPETED UNDER SAP	SMALL BUSINESS SET ASIDE - TOTAL	No Preference used	NOT SOLE SOURCE	2	-100
COMPETED UNDER SAP Total				2	-100
FULL AND OPEN COMPETITION	NO SET ASIDE USED.	No Preference used	NOT SOLE SOURCE	27	2,108,217
	SMALL BUSINESS SET ASIDE - TOTAL	No Preference used	NOT SOLE SOURCE	2	0
FULL AND OPEN COMPETITION Total				29	2,108,217
FULL AND OPEN COMPETITION AFTER	8(A) SOLE SOURCE	No Preference used	SOLE SOURCE	7	5,422,291
	8A COMPETED	No Preference used	NOT SOLE SOURCE	10	3,257,534
	SMALL BUSINESS SET ASIDE - TOTAL	No Preference used	NOT SOLE SOURCE	24	4,351,921
FULL AND OPEN COMPETITION AFTER				41	13,031,746
NOT AVAILABLE FOR COMPETITION	8(A) SOLE SOURCE	No Preference used	SOLE SOURCE	63	8,829,948
NOT AVAILABLE FOR COMPETITION Total				63	8,829,948
NOT COMPETED	NO SET ASIDE USED.	No Preference used	NOT SOLE SOURCE	1	13,176
NOT COMPETED Total				1	13,176
NOT COMPETED UNDER SAP	8(A) SOLE SOURCE	No Preference used	SOLE SOURCE	11	-159,438
	NO SET ASIDE USED.	No Preference used	NOT SOLE SOURCE	9	-348,453
NOT COMPETED UNDER SAP Total				20	-507,891
Grand Total				156	23,475,095

Department: TREASURY, DEPARTMENT OF THE
 Socio-Economic Category: WOSB_EDWOSB

FUNDING_DEPARTMENT_NAME	TREASURY, DEPARTMENT OF THE
WOSB_EDWOSB	YES

EXTENT_COMPETED_DESCRIPTION	TYPE_OF_SET_ASIDE_DESCRIPTION	EVALUATED_PREFERENCE	Values	
			SB_Action	SB_\$
COMPETED UNDER SAP	8A COMPETED	No Preference used	3	47,337
	ECONOMICALLY DISADVANTAGED WOMEN OWNED SMALL BUSINESS	No Preference used	2	37,516
	HUBZONE SET-ASIDE	No Preference used	1	-16,110
	NO SET ASIDE USED.	No Preference used	346	4,413,995
	SMALL BUSINESS SET ASIDE - PARTIAL	No Preference used	1	1,189
	SMALL BUSINESS SET ASIDE - TOTAL	No Preference used	284	1,867,902
	WOMEN OWNED SMALL BUSINESS	No Preference used	11	301,146
COMPETED UNDER SAP Total			648	6,652,974
FULL AND OPEN COMPETITION	8(A) SOLE SOURCE	No Preference used	5	145,140
	8A COMPETED	No Preference used	2	0
	NO SET ASIDE USED.	No Preference used	390	57,707,349
	SMALL BUSINESS SET ASIDE - PARTIAL	No Preference used	3	11,953
	SMALL BUSINESS SET ASIDE - PARTIAL	OTHER	1	9,879
	SMALL BUSINESS SET ASIDE - TOTAL	No Preference used	111	44,507,656
	SMALL BUSINESS SET ASIDE - TOTAL	OTHER	1	15,214
	NULL	No Preference used	1	0
	NULL	OTHER	84	11,108,161
FULL AND OPEN COMPETITION Total			598	113,505,353
FULL AND OPEN COMPETITION AFTER EXCLUSION OF SOURCES	8(A) SOLE SOURCE	No Preference used	9	3,246,096
	8A COMPETED	No Preference used	83	20,802,764
	HUBZONE SET-ASIDE	No Preference used	58	3,800,737
	HUBZONE SOLE SOURCE	No Preference used	1	39,492
	NO SET ASIDE USED.	No Preference used	6	84,915
	SERVICE DISABLED VETERAN OWNED SMALL BUSINESS SET-ASIDE	No Preference used	1	-91,802
	SMALL BUSINESS SET ASIDE - PARTIAL	No Preference used	10	5,473,531
	SMALL BUSINESS SET ASIDE - TOTAL	No Preference used	972	188,589,606
	WOMEN OWNED SMALL BUSINESS	No Preference used	60	1,710,137
FULL AND OPEN COMPETITION AFTER EXCLUSION OF SOURCES Total			1,200	223,655,476
NOT AVAILABLE FOR COMPETITION	8(A) SOLE SOURCE	No Preference used	225	46,396,330
	8(A) SOLE SOURCE	OTHER	1	13,345
	HUBZONE SOLE SOURCE	No Preference used	4	2,365,244
	NO SET ASIDE USED.	No Preference used	23	3,767,958
	WOMEN OWNED SMALL BUSINESS SOLE SOURCE	No Preference used	2	30,000
	NULL	OTHER	7	-3,024,270
NOT AVAILABLE FOR COMPETITION Total			262	49,548,606
NOT COMPETED	NO SET ASIDE USED.	No Preference used	123	12,052,771
NOT COMPETED Total			123	12,052,771
NOT COMPETED UNDER SAP	8(A) SOLE SOURCE	No Preference used	165	5,420,895
	NO SET ASIDE USED.	No Preference used	1,173	937,718
	INDIAN SMALL BUSINESS ECONOMIC ENTERPRISE	No Preference used	1	1,350
NOT COMPETED UNDER SAP Total			1,339	6,359,962
NULL	NULL	OTHER	27	0
NULL Total			27	0
Grand Total			4,197	411,775,144

Department: AGENCY FOR INTERNATIONAL DEVELOPMENT
 Socio-Economic Category: Small Business

FUNDING_DEPARTMENT_NAME	AGENCY FOR INTERNATIONAL DEVELOPMENT
-------------------------	--------------------------------------

EXTENT_COMPETED_DESCRIPTION	TYPE_OF_SET_ASIDE_DESCRIPTION	EVALUATED_PREFERENCE	SOLE_SOURCE_CATEGORY	Values	
				SB_Action	SB_\$
COMPETED UNDER SAP	8A COMPETED	No Preference used	NOT SOLE SOURCE	5	217,109
	NO SET ASIDE USED.	No Preference used	NOT SOLE SOURCE	239	20,211,805
	SMALL BUSINESS SET ASIDE - PARTIAL	No Preference used	NOT SOLE SOURCE	2	844,266
	SMALL BUSINESS SET ASIDE - TOTAL	No Preference used	NOT SOLE SOURCE	35	121,730
	WOMEN OWNED SMALL BUSINESS	No Preference used	NOT SOLE SOURCE	3	7,147
COMPETED UNDER SAP Total				284	21,402,057
COMPETITIVE DELIVERY ORDER	NO SET ASIDE USED.	No Preference used	NOT SOLE SOURCE	11	-98,434
COMPETITIVE DELIVERY ORDER Total				11	-98,434
FOLLOW ON TO COMPETED ACTION	NO SET ASIDE USED.	No Preference used	NOT SOLE SOURCE	1	-222,918
FOLLOW ON TO COMPETED ACTION				1	-222,918
FULL AND OPEN COMPETITION	8(A) SOLE SOURCE	No Preference used	SOLE SOURCE	7	913,168
	8A COMPETED	No Preference used	NOT SOLE SOURCE	22	10,049,077
	NO SET ASIDE USED.	No Preference used	NOT SOLE SOURCE	434	173,708,702
	SMALL BUSINESS SET ASIDE - PARTIAL	No Preference used	NOT SOLE SOURCE	2	2,807,067
	SMALL BUSINESS SET ASIDE - TOTAL	No Preference used	NOT SOLE SOURCE	80	66,391,652
	SMALL BUSINESS SET ASIDE - TOTAL	OTHER	NOT SOLE SOURCE	2	55,000
	WOMEN OWNED SMALL BUSINESS	No Preference used	NOT SOLE SOURCE	3	4,188,746
	NULL	No Preference used	NOT SOLE SOURCE	1	-7,597
	NULL	OTHER	NOT SOLE SOURCE	17	4,134,502
FULL AND OPEN COMPETITION Total				568	262,240,316
FULL AND OPEN COMPETITION	8(A) SOLE SOURCE	No Preference used	SOLE SOURCE	9	5,535,618
	8A COMPETED	No Preference used	NOT SOLE SOURCE	69	27,059,572
	HUBZONE SET-ASIDE	No Preference used	NOT SOLE SOURCE	1	63,707
	NO SET ASIDE USED.	No Preference used	NOT SOLE SOURCE	102	62,289,430
	SERVICE DISABLED VETERAN OWNED SMALL BUSINESS	No Preference used	NOT SOLE SOURCE	4	0
	SMALL BUSINESS SET ASIDE - PARTIAL	No Preference used	NOT SOLE SOURCE	28	13,461,867
	SMALL BUSINESS SET ASIDE - TOTAL	No Preference used	NOT SOLE SOURCE	220	149,404,903
FULL AND OPEN COMPETITION AFTER				433	257,815,098
NON-COMPETITIVE DELIVERY ORDER	NO SET ASIDE USED.	No Preference used	NOT SOLE SOURCE	7	-69,945
NON-COMPETITIVE DELIVERY ORDER				7	-69,945
NOT AVAILABLE FOR COMPETITION	8(A) SOLE SOURCE	No Preference used	SOLE SOURCE	107	33,804,775
	8(A) SOLE SOURCE	OTHER	SOLE SOURCE	3	1,418,274
	HUBZONE SOLE SOURCE	No Preference used	SOLE SOURCE	2	0
	NO SET ASIDE USED.	No Preference used	NOT SOLE SOURCE	31	5,224,800
	WOMEN OWNED SMALL BUSINESS SOLE SOURCE	No Preference used	WOSB_SS_Non_MFG	2	73,126
	INDIAN ECONOMIC ENTERPRISE	No Preference used	NOT SOLE SOURCE	1	1,755,291
NOT AVAILABLE FOR COMPETITION				146	42,276,266
NOT COMPETED	NO SET ASIDE USED.	No Preference used	NOT SOLE SOURCE	78	23,931,604
	SMALL BUSINESS SET ASIDE - TOTAL	No Preference used	NOT SOLE SOURCE	4	-8,239
NOT COMPETED Total				82	23,923,365
NOT COMPETED UNDER SAP	8(A) SOLE SOURCE	No Preference used	SOLE SOURCE	11	1,347,156
	NO SET ASIDE USED.	No Preference used	NOT SOLE SOURCE	112	24,732,396
	SDVOSB SOLE SOURCE	No Preference used	SOLE SOURCE	1	869,000
	WOMEN OWNED SMALL BUSINESS SOLE SOURCE	No Preference used	NOT SOLE SOURCE	1	3,995
	WOMEN OWNED SMALL BUSINESS SOLE SOURCE	No Preference used	WOSB_SS_Non_MFG	1	18,473
NOT COMPETED UNDER SAP Total				126	26,971,020
NULL	NULL	OTHER	NOT SOLE SOURCE	76	0
NULL Total				76	0
Grand Total				1,734	634,236,824

Department: AGENCY FOR INTERNATIONAL DEVELOPMENT
 Socio-Economic Category: SRDVOB_FLAG

FUNDING_DEPARTMENT_NAME	AGENCY FOR INTERNATIONAL DEVELOPMENT
SRDVOB_FLAG	YES

EXTENT_COMPETED_DESCRIPTION	TYPE_OF_SET_ASIDE_DESCRIPTION	EVALUATED_PREFERENCE	SOLE_SOURCE_CATEGORY	Values	
				SB_Action	SB_ \$
COMPETED UNDER SAP	NO SET ASIDE USED.	No Preference used	NOT SOLE SOURCE	10	397,689
	SMALL BUSINESS SET ASIDE - TOTAL	No Preference used	NOT SOLE SOURCE	2	25,579
COMPETED UNDER SAP Total				12	423,268
FULL AND OPEN COMPETITION	NO SET ASIDE USED.	No Preference used	NOT SOLE SOURCE	10	788,262
	SMALL BUSINESS SET ASIDE - TOTAL	No Preference used	NOT SOLE SOURCE	2	731,877
FULL AND OPEN COMPETITION Total				13	1,533,836
FULL AND OPEN COMPETITION	8A COMPETED	No Preference used	NOT SOLE SOURCE	11	2,503,248
	SERVICE DISABLED VETERAN OWNED SMALL BUSINESS	No Preference used	NOT SOLE SOURCE	4	-
FULL AND OPEN COMPETITION AFTER				30	34,711,053
NOT AVAILABLE FOR COMPETITION	8(A) SOLE SOURCE	No Preference used	SOLE SOURCE	13	1,611,570
	NO SET ASIDE USED.	No Preference used	NOT SOLE SOURCE	3	771,458
NOT AVAILABLE FOR COMPETITION				16	2,383,028
NOT COMPETED	NO SET ASIDE USED.	No Preference used	NOT SOLE SOURCE	4	147,611
NOT COMPETED Total				4	147,611
NOT COMPETED UNDER SAP	8(A) SOLE SOURCE	No Preference used	SOLE SOURCE	1	520,458
NOT COMPETED UNDER SAP Total				9	1,439,257
NULL	NULL	OTHER	NOT SOLE SOURCE	3	-
NULL Total				3	-
Grand Total				87	40,638,053

Department: AGENCY FOR INTERNATIONAL DEVELOPMENT
 Socio-Economic Category: HubZone_FLAG

FUNDING_DEPARTMENT_NAME	AGENCY FOR INTERNATIONAL DEVELOPMENT
HubZone_FLAG	YES

EXTENT_COMPETED_DESCRIPTION	TYPE_OF_SET_ASIDE_DESCRIPTION	EVALUATED_PREFERENCE	SOLE_SOURCE_CATEGORY	Values	
				SB_Action	SB_\$
COMPETED UNDER SAP	NO SET ASIDE USED.	No Preference used	NOT SOLE SOURCE	14	272,878
	SMALL BUSINESS SET ASIDE - TOTAL	No Preference used	NOT SOLE SOURCE	2	25,579
COMPETED UNDER SAP Total				16	298,457
FULL AND OPEN COMPETITION	NO SET ASIDE USED.	No Preference used	NOT SOLE SOURCE	9	522,884
	SMALL BUSINESS SET ASIDE - TOTAL	No Preference used	NOT SOLE SOURCE	4	807,038
FULL AND OPEN COMPETITION Total				13	1,329,922
FULL AND OPEN COMPETITION	8A COMPETED	No Preference used	NOT SOLE SOURCE	1	-4,012
	HUBZONE SET-ASIDE	No Preference used	NOT SOLE SOURCE	1	63,707
	NO SET ASIDE USED.	No Preference used	NOT SOLE SOURCE	1	-35
	SMALL BUSINESS SET ASIDE - TOTAL	No Preference used	NOT SOLE SOURCE	10	649,916
FULL AND OPEN COMPETITION AFTER				13	709,577
NOT AVAILABLE FOR COMPETITION	8(A) SOLE SOURCE	No Preference used	SOLE SOURCE	6	789,066
	HUBZONE SOLE SOURCE	No Preference used	SOLE SOURCE	2	0
	NO SET ASIDE USED.	No Preference used	NOT SOLE SOURCE	4	1,130,000
NOT AVAILABLE FOR COMPETITION				12	1,919,066
NOT COMPETED	NO SET ASIDE USED.	No Preference used	NOT SOLE SOURCE	6	4,198,006
NOT COMPETED Total				6	4,198,006
NOT COMPETED UNDER SAP	8(A) SOLE SOURCE	No Preference used	SOLE SOURCE	3	520,458
	NO SET ASIDE USED.	No Preference used	NOT SOLE SOURCE	3	4,200
NOT COMPETED UNDER SAP Total				6	524,658
NULL	NULL	OTHER	NOT SOLE SOURCE	1	0
NULL Total				1	0
Grand Total				67	8,979,686

Department: AGENCY FOR INTERNATIONAL DEVELOPMENT
 Socio-Economic Category: SDB

FUNDING_DEPARTMENT_NAME	AGENCY FOR INTERNATIONAL DEVELOPMENT
SDB	YES

EXTENT_COMPETED_DESCRIPTION	TYPE_OF_SET_ASIDE_DESCRIPTION	EVALUATED_PREFERENCE	SOLE_SOURCE_CATEGORY	Values	
				SB_Action	SB_\$
COMPETED UNDER SAP	8A COMPETED	No Preference used	NOT SOLE SOURCE	5	217,109
	NO SET ASIDE USED.	No Preference used	NOT SOLE SOURCE	107	8,359,684
	SMALL BUSINESS SET ASIDE - TOTAL	No Preference used	NOT SOLE SOURCE	16	100,692
	WOMEN OWNED SMALL BUSINESS	No Preference used	NOT SOLE SOURCE	1	7,795
COMPETED UNDER SAP Total				129	8,685,280
COMPETITIVE DELIVERY ORDER	NO SET ASIDE USED.	No Preference used	NOT SOLE SOURCE	4	-28,621
COMPETITIVE DELIVERY ORDER Total				4	-28,621
FOLLOW ON TO COMPETED ACTION	NO SET ASIDE USED.	No Preference used	NOT SOLE SOURCE	1	-222,918
FOLLOW ON TO COMPETED ACTION Total				1	-222,918
FULL AND OPEN COMPETITION	8(A) SOLE SOURCE	No Preference used	SOLE SOURCE	7	913,168
	8A COMPETED	No Preference used	NOT SOLE SOURCE	22	10,049,077
	NO SET ASIDE USED.	No Preference used	NOT SOLE SOURCE	134	70,289,370
	SMALL BUSINESS SET ASIDE - PARTIAL	No Preference used	NOT SOLE SOURCE	1	9,532
	SMALL BUSINESS SET ASIDE - TOTAL	No Preference used	NOT SOLE SOURCE	25	33,582,503
	WOMEN OWNED SMALL BUSINESS	No Preference used	NOT SOLE SOURCE	3	4,188,746
	NULL	OTHER	NOT SOLE SOURCE	3	3,822,908
FULL AND OPEN COMPETITION Total				195	122,855,304
FULL AND OPEN COMPETITION AFTER EXCLUSION OF SOURCES	8(A) SOLE SOURCE	No Preference used	SOLE SOURCE	9	5,535,618
	8A COMPETED	No Preference used	NOT SOLE SOURCE	69	27,059,572
	HUBZONE SET-ASIDE	No Preference used	NOT SOLE SOURCE	1	63,707
	NO SET ASIDE USED.	No Preference used	NOT SOLE SOURCE	9	1,600,614
	SMALL BUSINESS SET ASIDE - PARTIAL	No Preference used	NOT SOLE SOURCE	8	2,086,269
	SMALL BUSINESS SET ASIDE - TOTAL	No Preference used	NOT SOLE SOURCE	133	96,463,908
FULL AND OPEN COMPETITION AFTER EXCLUSION OF SOURCES Total				229	132,809,688
NON-COMPETITIVE DELIVERY ORDER	NO SET ASIDE USED.	No Preference used	NOT SOLE SOURCE	2	-48,941
NON-COMPETITIVE DELIVERY ORDER Total				2	-48,941
NOT AVAILABLE FOR COMPETITION	8(A) SOLE SOURCE	No Preference used	SOLE SOURCE	107	33,804,775
	HUBZONE SOLE SOURCE	No Preference used	SOLE SOURCE	2	0
	NO SET ASIDE USED.	No Preference used	NOT SOLE SOURCE	28	3,709,241
	INDIAN ECONOMIC ENTERPRISE	No Preference used	NOT SOLE SOURCE	1	1,755,291
NOT AVAILABLE FOR COMPETITION Total				138	39,269,307
NOT COMPETED	NO SET ASIDE USED.	No Preference used	NOT SOLE SOURCE	39	15,751,689
	SMALL BUSINESS SET ASIDE - TOTAL	No Preference used	NOT SOLE SOURCE	4	-8,239
NOT COMPETED Total				43	15,743,450
NOT COMPETED UNDER SAP	8(A) SOLE SOURCE	No Preference used	SOLE SOURCE	11	1,347,156
	NO SET ASIDE USED.	No Preference used	NOT SOLE SOURCE	66	22,796,481
	SDVOSB SOLE SOURCE	No Preference used	SOLE SOURCE	1	869,000
	WOMEN OWNED SMALL BUSINESS SOLE SOURCE	No Preference used	NOT SOLE SOURCE	1	3,995
	WOMEN OWNED SMALL BUSINESS SOLE SOURCE		WOSB_SS_Non_MFG	1	18,473
NOT COMPETED UNDER SAP Total				80	25,035,104
NULL	NULL	OTHER	NOT SOLE SOURCE	17	0
NULL Total				17	0
Grand Total				838	344,097,654

Department: AGENCY FOR INTERNATIONAL DEVELOPMENT
 Socio-Economic Category: INDIAN_TRIBE

FUNDING_DEPARTMENT_NAME	AGENCY FOR INTERNATIONAL DEVELOPMENT
INDIAN_TRIBE	YES

EXTENT_COMPETED_DESCRIPTION	TYPE_OF_SET_ASIDE_DESCRIPTION	EVALUATED_PREFERENCE	SOLE_SOURCE_CATEGORY	Values	
				SB_Action	SB_ \$
FULL AND OPEN COMPETITION	8(A) SOLE SOURCE	No Preference used	SOLE SOURCE	1	71,344
FULL AND OPEN COMPETITION Total				1	71,344
NOT COMPETED UNDER SAP	NO SET ASIDE USED.	No Preference used	NOT SOLE SOURCE	9	6,045,259
NOT COMPETED UNDER SAP Total				9	6,045,259
Grand Total				10	6,116,603

Department: AGENCY FOR INTERNATIONAL DEVELOPMENT
 Socio-Economic Category: NATIVE_HAWAIIAN_ORGANIZATION

FUNDING_DEPARTMENT_NAME	AGENCY FOR INTERNATIONAL DEVELOPMENT
NATIVE_HAWAIIAN_ORGANIZATION	YES

EXTENT_COMPETED_DESCRIPTION	TYPE_OF_SET_ASIDE_DESCRIPTION	EVALUATED_PREFERENCE	SOLE_SOURCE_CATEGORY	Values	
				SB_Action	SB_\$
Grand Total					

Department: AGENCY FOR INTERNATIONAL DEVELOPMENT
 Socio-Economic Category: ALASKAN_NATIVE_CORPORATION

FUNDING_DEPARTMENT_NAME	AGENCY FOR INTERNATIONAL DEVELOPMENT
ALASKAN_NATIVE_CORPORATION	YES

EXTENT_COMPETED_DESCRIPTION	TYPE_OF_SET_ASIDE_DESCRIPTION	EVALUATED_PREFERENCE	SOLE_SOURCE_CATEGORY	Values	
				SB_Action	SB_\$
FULL AND OPEN COMPETITION	NO SET ASIDE USED.	No Preference used	NOT SOLE SOURCE	14	5,319,640
FULL AND OPEN COMPETITION Total				14	5,319,640
FULL AND OPEN COMPETITION AFTER	8A COMPETED	No Preference used	NOT SOLE SOURCE	6	744,731
	SMALL BUSINESS SET ASIDE - TOTAL	No Preference used	NOT SOLE SOURCE	2	1,098,656
FULL AND OPEN COMPETITION AFTER				8	1,843,387
NOT AVAILABLE FOR COMPETITION	8(A) SOLE SOURCE	No Preference used	SOLE SOURCE	17	14,148,775
	NO SET ASIDE USED.	No Preference used	NOT SOLE SOURCE	15	662,979
	INDIAN ECONOMIC ENTERPRISE	No Preference used	NOT SOLE SOURCE	1	1,755,291
NOT AVAILABLE FOR COMPETITION Total				33	16,567,045
NOT COMPETED	NO SET ASIDE USED.	No Preference used	NOT SOLE SOURCE	8	9,967,119
NOT COMPETED Total				8	9,967,119
Grand Total				63	33,697,191

Department: AGENCY FOR INTERNATIONAL DEVELOPMENT
Socio-Economic Category: WOSB_EDWOSB

FUNDING_DEPARTMENT_NAME	AGENCY FOR INTERNATIONAL DEVELOPMENT
WOSB_EDWOSB	YES

EXTENT_COMPETED_DESCRIPTION	TYPE_OF_SET_ASIDE_DESCRIPTION	EVALUATED_PREFERENCE	Values	
			SB_Action	SB_\$
COMPETED UNDER SAP	8A COMPETED	No Preference used	1	206,000
	NO SET ASIDE USED.	No Preference used	118	10,349,004
	SMALL BUSINESS SET ASIDE - TOTAL	No Preference used	19	75,259
	WOMEN OWNED SMALL BUSINESS	No Preference used	3	7,147
COMPETED UNDER SAP Total			141	10,637,410
COMPETITIVE DELIVERY ORDER	NO SET ASIDE USED.	No Preference used	2	-5,860
COMPETITIVE DELIVERY ORDER Total			2	-5,860
FULL AND OPEN COMPETITION	8A COMPETED	No Preference used	4	7,621,511
	NO SET ASIDE USED.	No Preference used	117	38,355,374
	SMALL BUSINESS SET ASIDE - PARTIAL	No Preference used	2	2,807,067
	SMALL BUSINESS SET ASIDE - TOTAL	No Preference used	28	25,476,564
	SMALL BUSINESS SET ASIDE - TOTAL	OTHER	1	55,000
	WOMEN OWNED SMALL BUSINESS	No Preference used	3	4,188,746
	NULL	OTHER	4	3,877,908
FULL AND OPEN COMPETITION Total			159	82,382,171
FULL AND OPEN COMPETITION AFTER EXCLUSION OF SOURCES	8A COMPETED	No Preference used	31	17,516,527
	HUBZONE SET-ASIDE	No Preference used	1	63,707
	NO SET ASIDE USED.	No Preference used	18	3,371,424
	SMALL BUSINESS SET ASIDE - PARTIAL	No Preference used	4	4,432,962
	SMALL BUSINESS SET ASIDE - TOTAL	No Preference used	111	45,306,348
FULL AND OPEN COMPETITION AFTER EXCLUSION OF SOURCES Total			165	70,690,969
NON-COMPETITIVE DELIVERY ORDER	NO SET ASIDE USED.	No Preference used	1	-48,940
NON-COMPETITIVE DELIVERY ORDER Total			1	-48,940
NOT AVAILABLE FOR COMPETITION	8(A) SOLE SOURCE	No Preference used	32	5,609,960
	8(A) SOLE SOURCE	OTHER	3	1,418,274
	HUBZONE SOLE SOURCE	No Preference used	2	0
	NO SET ASIDE USED.	No Preference used	5	1,439,500
	WOMEN OWNED SMALL BUSINESS SOLE SOURCE	No Preference used	2	73,126
NOT AVAILABLE FOR COMPETITION Total			44	8,540,860
NOT COMPETED	NO SET ASIDE USED.	No Preference used	22	4,137,306
	SMALL BUSINESS SET ASIDE - TOTAL	No Preference used	4	-8,239
NOT COMPETED Total			26	4,129,067
NOT COMPETED UNDER SAP	8(A) SOLE SOURCE	No Preference used	6	826,698
	NO SET ASIDE USED.	No Preference used	34	7,328,075
	WOMEN OWNED SMALL BUSINESS SOLE SOURCE	No Preference used	2	22,468
NOT COMPETED UNDER SAP Total			42	8,177,240
NULL	NULL	OTHER	20	0
NULL Total			20	0
Grand Total			600	184,502,916

Department: AGRICULTURE, DEPARTMENT OF
 Socio-Economic Category: Small Business

FUNDING DEPARTMENT NAME	AGRICULTURE, DEPARTMENT OF
-------------------------	----------------------------

EXTENT_COMPETED_DESCRIPTION	TYPE_OF_SET_ASIDE_DESCRIPTION	EVALUATED_PREFERENCE	SOLE_SOURCE_CATEGORY	Values	
				SB_Action	SB_\$
COMPETED UNDER SAP	8(A) SOLE SOURCE	No Preference used	SOLE SOURCE	3	-1,971
	8A COMPETED	No Preference used	NOT SOLE SOURCE	48	897,078
	ECONOMICALLY DISADVANTAGED WOMEN OWNED	No Preference used	NOT SOLE SOURCE	3	136,569
	HUBZONE SET-ASIDE	No Preference used	NOT SOLE SOURCE	239	6,296,093
	NO SET ASIDE USED.	No Preference used	NOT SOLE SOURCE	6,817	96,206,020
	RESERVED FOR SMALL BUSINESS	No Preference used	NOT SOLE SOURCE	1	-818
	SERVICE DISABLED VETERAN OWNED SMALL BUSINESS	No Preference used	NOT SOLE SOURCE	156	4,189,642
	SMALL BUSINESS SET ASIDE - PARTIAL	No Preference used	NOT SOLE SOURCE	926	15,663,822
	SMALL BUSINESS SET ASIDE - TOTAL	No Preference used	NOT SOLE SOURCE	15,556	212,616,066
	WOMEN OWNED SMALL BUSINESS	No Preference used	NOT SOLE SOURCE	82	1,376,274
	INDIAN SMALL BUSINESS ECONOMIC ENTERPRISE	No Preference used	NOT SOLE SOURCE	4	16,750
	NULL	No Preference used	NOT SOLE SOURCE	656	52,679,828
COMPETED UNDER SAP Total				24,491	390,075,353
COMPETITIVE DELIVERY ORDER	8A COMPETED	No Preference used	NOT SOLE SOURCE	4	-80,022
	NO SET ASIDE USED.	No Preference used	NOT SOLE SOURCE	4	-116,592
	SMALL BUSINESS SET ASIDE - TOTAL	No Preference used	NOT SOLE SOURCE	2	0
COMPETITIVE DELIVERY ORDER Total				10	-196,614
FULL AND OPEN COMPETITION	8(A) SOLE SOURCE	No Preference used	SOLE SOURCE	47	3,691,463
	8(A) SOLE SOURCE	OTHER	SOLE SOURCE	5	133,448
	8A COMPETED	No Preference used	NOT SOLE SOURCE	7	3,705,105
	ECONOMICALLY DISADVANTAGED WOMEN OWNED	No Preference used	NOT SOLE SOURCE	1	0
	HUBZONE SET-ASIDE	No Preference used	NOT SOLE SOURCE	3	7,316
	HUBZONE SOLE SOURCE	No Preference used	SOLE SOURCE	2	776,408
	NO SET ASIDE USED.	HUBZone Price Evaluation Preference	NOT SOLE SOURCE	9	14,172,120
	NO SET ASIDE USED.	No Preference used	NOT SOLE SOURCE	5,222	839,233,466
	SDVOSB SOLE SOURCE	No Preference used	SOLE SOURCE	1	11,709
	SERVICE DISABLED VETERAN OWNED SMALL BUSINESS	No Preference used	NOT SOLE SOURCE	19	321,603
	SMALL BUSINESS SET ASIDE - PARTIAL	No Preference used	NOT SOLE SOURCE	1	15,617
	SMALL BUSINESS SET ASIDE - TOTAL	No Preference used	NOT SOLE SOURCE	395	41,984,599
	SMALL BUSINESS SET ASIDE - TOTAL	OTHER	NOT SOLE SOURCE	14	219,783
	WOMEN OWNED SMALL BUSINESS	No Preference used	NOT SOLE SOURCE	17	403,605
	WOMEN OWNED SMALL BUSINESS SOLE SOURCE	No Preference used	NOT SOLE SOURCE	1	5,915
	WOMEN OWNED SMALL BUSINESS SOLE SOURCE		WOSB_SS_MFG	1	5,527
	WOMEN OWNED SMALL BUSINESS SOLE SOURCE		WOSB_SS_Non_MFG	3	741,904
	NULL	No Preference used	NOT SOLE SOURCE	3	4,330
	NULL	OTHER	NOT SOLE SOURCE	651	32,561,446
FULL AND OPEN COMPETITION Total				6,402	937,995,363
FULL AND OPEN COMPETITION	8(A) SOLE SOURCE	No Preference used	SOLE SOURCE	93	16,483,178
	8A COMPETED	No Preference used	NOT SOLE SOURCE	649	121,967,771
	ECONOMICALLY DISADVANTAGED WOMEN OWNED	No Preference used	NOT SOLE SOURCE	2	21,225
	HUBZONE SET-ASIDE	No Preference used	NOT SOLE SOURCE	345	21,665,348
	NO SET ASIDE USED.	No Preference used	NOT SOLE SOURCE	30	724,101
	SERVICE DISABLED VETERAN OWNED SMALL BUSINESS	No Preference used	NOT SOLE SOURCE	728	73,073,739
	SMALL BUSINESS SET ASIDE - PARTIAL	No Preference used	NOT SOLE SOURCE	926	534,047,126
	SMALL BUSINESS SET ASIDE - TOTAL	No Preference used	NOT SOLE SOURCE	22,913	1,091,103,512
	WOMEN OWNED SMALL BUSINESS	No Preference used	NOT SOLE SOURCE	110	24,149,155
	WOMEN OWNED SMALL BUSINESS SOLE SOURCE	No Preference used	WOSB_SS_Non_MFG	7	584,610
FULL AND OPEN COMPETITION AFTER				25,803	1,883,819,764
NON-COMPETITIVE DELIVERY ORDER	8A COMPETED	No Preference used	NOT SOLE SOURCE	1	-100
	NO SET ASIDE USED.	No Preference used	NOT SOLE SOURCE	1	0
	SMALL BUSINESS SET ASIDE - TOTAL	No Preference used	NOT SOLE SOURCE	1	-6,535
	NULL	No Preference used	NOT SOLE SOURCE	1	-516
NON-COMPETITIVE DELIVERY ORDER				4	-7,151
NOT AVAILABLE FOR COMPETITION	8(A) SOLE SOURCE	No Preference used	SOLE SOURCE	1,735	191,006,016
	8(A) SOLE SOURCE	OTHER	SOLE SOURCE	17	4,131,690
	HUBZONE SOLE SOURCE	No Preference used	SOLE SOURCE	40	3,264,385
	NO SET ASIDE USED.	No Preference used	NOT SOLE SOURCE	160	10,161,461
	SDVOSB SOLE SOURCE	No Preference used	SOLE SOURCE	8	809,260
	SMALL BUSINESS SET ASIDE - TOTAL	OTHER	NOT SOLE SOURCE	1	46,121
	WOMEN OWNED SMALL BUSINESS	OTHER	NOT SOLE SOURCE	1	9,103
	WOMEN OWNED SMALL BUSINESS SOLE SOURCE	No Preference used	NOT SOLE SOURCE	3	22,656
	WOMEN OWNED SMALL BUSINESS SOLE SOURCE		WOSB_SS_Non_MFG	37	2,134,592
	ECONOMICALLY DISADVANTAGED WOMEN OWNED	No Preference used	EDWOSB_SS_NON_MFG	5	247,766
	NULL	OTHER	NOT SOLE SOURCE	12	2,417,234
NOT AVAILABLE FOR COMPETITION				2,019	214,250,284

EXTENT_COMPETED_DESCRIPTION	TYPE_OF_SET_ASIDE_DESCRIPTION	EVALUATED_PREFERENCE	SOLE_SOURCE_CATEGORY	SB_Action	SB_\$
NOT COMPETED	NO SET ASIDE USED.	No Preference used	NOT SOLE SOURCE	1,773	42,779,475
NOT COMPETED Total				1,773	42,779,475
NOT COMPETED UNDER SAP	8(A) SOLE SOURCE	No Preference used	SOLE SOURCE	861	34,588,672
	HUBZONE SOLE SOURCE	No Preference used	SOLE SOURCE	19	2,242,013
	NO SET ASIDE USED.	No Preference used	NOT SOLE SOURCE	4,861	48,488,258
	SDVOSB SOLE SOURCE	No Preference used	SOLE SOURCE	12	100,202
	SMALL BUSINESS SET ASIDE - TOTAL	No Preference used	NOT SOLE SOURCE	2	-891
	INDIAN SMALL BUSINESS ECONOMIC ENTERPRISE	No Preference used	NOT SOLE SOURCE	11	554,032
	WOMEN OWNED SMALL BUSINESS SOLE SOURCE	No Preference used	WOSB_SS_MFG	1	3,950
	WOMEN OWNED SMALL BUSINESS SOLE SOURCE		WOSB_SS_Non_MFG	21	474,599
	INDIAN ECONOMIC ENTERPRISE	No Preference used	NOT SOLE SOURCE	2	6,149
	ECONOMICALLY DISADVANTAGED WOMEN OWNED	No Preference used	EDWOSB_SS_NON_MFG	3	370,142
NOT COMPETED UNDER SAP Total				5,793	86,827,125
NULL	8(A) SOLE SOURCE	No Preference used	SOLE SOURCE	1	-5,027
	NO SET ASIDE USED.	No Preference used	NOT SOLE SOURCE	2	-360,966
	SMALL BUSINESS SET ASIDE - TOTAL	No Preference used	NOT SOLE SOURCE	1	-85,568
	NULL	OTHER	NOT SOLE SOURCE	3,670	164,355,312
NULL Total				3,674	163,903,751
Grand Total				69,969	3,719,447,350

Department: AGRICULTURE, DEPARTMENT OF
 Socio-Economic Category: SRDVOB_FLAG

FUNDING_DEPARTMENT_NAME	AGRICULTURE, DEPARTMENT OF
SRDVOB_FLAG	YES

EXTENT_COMPETED_DESCRIPTION	TYPE_OF_SET_ASIDE_DESCRIPTION	EVALUATED_PREFERENCE	SOLE_SOURCE_CATEGORY	Values	
				SB_Action	SB_\$
COMPETED UNDER SAP	8(A) SOLE SOURCE	No Preference used	SOLE SOURCE	1	(1,104)
	8A COMPETED	No Preference used	NOT SOLE SOURCE	1	20,806
	HUBZONE SET-ASIDE	No Preference used	NOT SOLE SOURCE	5	141,266
	NO SET ASIDE USED.	No Preference used	NOT SOLE SOURCE	260	3,646,897
	SERVICE DISABLED VETERAN OWNED SMALL BUSINESS	No Preference used	NOT SOLE SOURCE	156	4,189,642
	SMALL BUSINESS SET ASIDE - PARTIAL	No Preference used	NOT SOLE SOURCE	1	375
	SMALL BUSINESS SET ASIDE - TOTAL	No Preference used	NOT SOLE SOURCE	441	14,136,844
	WOMEN OWNED SMALL BUSINESS	No Preference used	NOT SOLE SOURCE	9	85,470
	NULL	No Preference used	NOT SOLE SOURCE	9	950,952
COMPETED UNDER SAP Total				883	23,171,147
COMPETITIVE DELIVERY ORDER	8A COMPETED	No Preference used	NOT SOLE SOURCE	4	(80,022)
COMPETITIVE DELIVERY ORDER Total				4	(80,022)
FULL AND OPEN COMPETITION	NO SET ASIDE USED.	No Preference used	NOT SOLE SOURCE	373	28,692,128
	SDVOSB SOLE SOURCE	No Preference used	SOLE SOURCE	1	11,709
	SERVICE DISABLED VETERAN OWNED SMALL BUSINESS	No Preference used	NOT SOLE SOURCE	19	321,603
	SMALL BUSINESS SET ASIDE - PARTIAL	No Preference used	NOT SOLE SOURCE	1	15,617
	SMALL BUSINESS SET ASIDE - TOTAL	No Preference used	NOT SOLE SOURCE	21	3,056,165
	NULL	OTHER	NOT SOLE SOURCE	1	287
FULL AND OPEN COMPETITION Total				416	32,097,510
FULL AND OPEN COMPETITION	8(A) SOLE SOURCE	No Preference used	SOLE SOURCE	2	382,260
	8A COMPETED	No Preference used	NOT SOLE SOURCE	39	9,338,321
	HUBZONE SET-ASIDE	No Preference used	NOT SOLE SOURCE	67	2,254,713
	NO SET ASIDE USED.	No Preference used	NOT SOLE SOURCE	1	9,253
	SERVICE DISABLED VETERAN OWNED SMALL BUSINESS	No Preference used	NOT SOLE SOURCE	727	73,121,297
	SMALL BUSINESS SET ASIDE - PARTIAL	No Preference used	NOT SOLE SOURCE	8	2,699,549
	SMALL BUSINESS SET ASIDE - TOTAL	No Preference used	NOT SOLE SOURCE	408	28,994,958
FULL AND OPEN COMPETITION AFTER				1,252	116,800,351
NON-COMPETITIVE DELIVERY ORDER	8A COMPETED	No Preference used	NOT SOLE SOURCE	1	(100)
NON-COMPETITIVE DELIVERY ORDER				1	(100)
NOT AVAILABLE FOR COMPETITION	8(A) SOLE SOURCE	No Preference used	SOLE SOURCE	196	21,403,904
	NO SET ASIDE USED.	No Preference used	NOT SOLE SOURCE	50	2,579,338
	SDVOSB SOLE SOURCE	No Preference used	SOLE SOURCE	8	809,260
	WOMEN OWNED SMALL BUSINESS SOLE SOURCE	No Preference used	WOSB_SS_Non_MFG	15	113,584
NOT AVAILABLE FOR COMPETITION				269	24,906,086
NOT COMPETED	NO SET ASIDE USED.	No Preference used	NOT SOLE SOURCE	27	1,929,894
NOT COMPETED Total				27	1,929,894
NOT COMPETED UNDER SAP	8(A) SOLE SOURCE	No Preference used	SOLE SOURCE	111	4,545,832
	NO SET ASIDE USED.	No Preference used	NOT SOLE SOURCE	95	1,739,575
	SDVOSB SOLE SOURCE	No Preference used	SOLE SOURCE	12	100,202
	WOMEN OWNED SMALL BUSINESS SOLE SOURCE	No Preference used	WOSB_SS_Non_MFG	2	12,826
NOT COMPETED UNDER SAP Total				220	6,398,435
NULL	NULL	OTHER	NOT SOLE SOURCE	138	1,552,080
NULL Total				138	1,552,080
Grand Total				3,210	206,775,381

Department: AGRICULTURE, DEPARTMENT OF
 Socio-Economic Category: HubZone_FLAG

FUNDING_DEPARTMENT_NAME	AGRICULTURE, DEPARTMENT OF
HubZone_FLAG	YES

EXTENT_COMPETED_DESCRIPTION	TYPE_OF_SET_ASIDE_DESCRIPTION	EVALUATED_PREFERENCE	SOLE_SOURCE_CATEGORY	Values	
				SB_Action	SB_-\$
COMPETED UNDER SAP	8(A) SOLE SOURCE	No Preference used	SOLE SOURCE	2	-867
	8A COMPETED	No Preference used	NOT SOLE SOURCE	3	24,517
	ECONOMICALLY DISADVANTAGED WOMEN OWNED	No Preference used	NOT SOLE SOURCE	1	66,669
	HUBZONE SET-ASIDE	No Preference used	NOT SOLE SOURCE	239	6,296,093
	NO SET ASIDE USED.	No Preference used	NOT SOLE SOURCE	283	5,549,239
	SERVICE DISABLED VETERAN OWNED SMALL BUSINESS	No Preference used	NOT SOLE SOURCE	4	83,248
	SMALL BUSINESS SET ASIDE - PARTIAL	No Preference used	NOT SOLE SOURCE	4	88,022
	SMALL BUSINESS SET ASIDE - TOTAL	No Preference used	NOT SOLE SOURCE	659	16,239,558
	WOMEN OWNED SMALL BUSINESS	No Preference used	NOT SOLE SOURCE	3	111,417
	NULL	No Preference used	NOT SOLE SOURCE	42	3,386,245
COMPETED UNDER SAP Total				1,240	31,844,141
COMPETITIVE DELIVERY ORDER	NO SET ASIDE USED.	No Preference used	NOT SOLE SOURCE	1	-72,893
COMPETITIVE DELIVERY ORDER Total				1	-72,893
FULL AND OPEN COMPETITION	8(A) SOLE SOURCE	No Preference used	SOLE SOURCE	16	1,529,839
	8(A) SOLE SOURCE	OTHER	SOLE SOURCE	1	0
	HUBZONE SET-ASIDE	No Preference used	NOT SOLE SOURCE	3	7,316
	HUBZONE SOLE SOURCE	No Preference used	SOLE SOURCE	2	776,408
	NO SET ASIDE USED.	HUBZone Price Evaluation Preference	NOT SOLE SOURCE	9	14,172,120
	NO SET ASIDE USED.	No Preference used	NOT SOLE SOURCE	280	27,159,157
	SMALL BUSINESS SET ASIDE - TOTAL	No Preference used	NOT SOLE SOURCE	15	2,529,531
	NULL	OTHER	NOT SOLE SOURCE	9	135,500
FULL AND OPEN COMPETITION Total				335	46,309,871
FULL AND OPEN COMPETITION	8(A) SOLE SOURCE	No Preference used	SOLE SOURCE	7	173,424
	8A COMPETED	No Preference used	NOT SOLE SOURCE	39	2,500,166
	HUBZONE SET-ASIDE	No Preference used	NOT SOLE SOURCE	345	21,665,348
	NO SET ASIDE USED.	No Preference used	NOT SOLE SOURCE	1	-3,250
	SERVICE DISABLED VETERAN OWNED SMALL BUSINESS	No Preference used	NOT SOLE SOURCE	6	2,661,416
	SMALL BUSINESS SET ASIDE - PARTIAL	No Preference used	NOT SOLE SOURCE	37	22,373,648
	SMALL BUSINESS SET ASIDE - TOTAL	No Preference used	NOT SOLE SOURCE	801	62,356,737
	WOMEN OWNED SMALL BUSINESS	No Preference used	NOT SOLE SOURCE	68	19,990,989
FULL AND OPEN COMPETITION AFTER				1,304	131,718,479
NOT AVAILABLE FOR COMPETITION	8(A) SOLE SOURCE	No Preference used	SOLE SOURCE	360	32,313,458
	8(A) SOLE SOURCE	OTHER	SOLE SOURCE	3	7,554
	HUBZONE SOLE SOURCE	No Preference used	SOLE SOURCE	40	3,264,385
	NO SET ASIDE USED.	No Preference used	NOT SOLE SOURCE	10	829,655
	SDVOSB SOLE SOURCE	No Preference used	SOLE SOURCE	1	205,353
	SMALL BUSINESS SET ASIDE - TOTAL	OTHER	NOT SOLE SOURCE	1	46,121
NOT AVAILABLE FOR COMPETITION				415	36,666,525
NOT COMPETED	NO SET ASIDE USED.	No Preference used	NOT SOLE SOURCE	19	695,231
NOT COMPETED Total				19	695,231
NOT COMPETED UNDER SAP	8(A) SOLE SOURCE	No Preference used	SOLE SOURCE	167	5,994,132
	HUBZONE SOLE SOURCE	No Preference used	SOLE SOURCE	19	2,242,013
	NO SET ASIDE USED.	No Preference used	NOT SOLE SOURCE	48	2,169,831
	WOMEN OWNED SMALL BUSINESS SOLE SOURCE	No Preference used	WOSB_SS_Non_MFG	3	44,978
NOT COMPETED UNDER SAP Total				237	10,450,955

EXTENT_COMPETED_DESCRIPTION	TYPE_OF_SET_ASIDE_DESCRIPTION	EVALUATED_PREFERENCE	SOLE_SOURCE_CATEGORY	SB_Action	SB_ \$
NULL	8(A) SOLE SOURCE	No Preference used	SOLE SOURCE	1	-5,027
	NULL	OTHER	NOT SOLE SOURCE	244	1,538,065
NULL Total				245	1,533,038
Grand Total				3,796	259,145,348

Department: AGRICULTURE, DEPARTMENT OF
Socio-Economic Category: SDB

FUNDING_DEPARTMENT_NAME	AGRICULTURE, DEPARTMENT OF
SDB	YES

EXTENT_COMPETED_DESCRIPTION	TYPE_OF_SET_ASIDE_DESCRIPTION	EVALUATED_PREFERENCE	SOLE_SOURCE_CATEGORY	Values	
				SB_Action	SB_\$
COMPETED UNDER SAP	8(A) SOLE SOURCE	No Preference used	SOLE SOURCE	3	-1,971
	8A COMPETED	No Preference used	NOT SOLE SOURCE	48	897,078
	ECONOMICALLY DISADVANTAGED WOMEN OWNED SMALL BUSINESS	No Preference used	NOT SOLE SOURCE	3	136,569
	HUBZONE SET-ASIDE	No Preference used	NOT SOLE SOURCE	75	1,324,218
	NO SET ASIDE USED.	No Preference used	NOT SOLE SOURCE	1,540	19,767,030
	SERVICE DISABLED VETERAN OWNED SMALL BUSINESS SET-ASIDE	No Preference used	NOT SOLE SOURCE	76	2,607,902
	SMALL BUSINESS SET ASIDE - PARTIAL	No Preference used	NOT SOLE SOURCE	255	3,204,010
	SMALL BUSINESS SET ASIDE - TOTAL	No Preference used	NOT SOLE SOURCE	3,288	53,033,736
	WOMEN OWNED SMALL BUSINESS	No Preference used	NOT SOLE SOURCE	37	533,199
	INDIAN SMALL BUSINESS ECONOMIC ENTERPRISE	No Preference used	NOT SOLE SOURCE	1	12,000
	NULL	No Preference used	NOT SOLE SOURCE	227	19,992,028
COMPETED UNDER SAP Total				5,553	101,505,799
COMPETITIVE DELIVERY ORDER	8A COMPETED	No Preference used	NOT SOLE SOURCE	4	-80,022
	NO SET ASIDE USED.	No Preference used	NOT SOLE SOURCE	1	-1,076
	SMALL BUSINESS SET ASIDE - TOTAL	No Preference used	NOT SOLE SOURCE	1	0
COMPETITIVE DELIVERY ORDER Total				6	-81,098
FULL AND OPEN COMPETITION	8(A) SOLE SOURCE	No Preference used	SOLE SOURCE	47	3,691,463
	8(A) SOLE SOURCE	OTHER	SOLE SOURCE	2	18,537
	8A COMPETED	No Preference used	NOT SOLE SOURCE	7	3,705,105
	ECONOMICALLY DISADVANTAGED WOMEN OWNED SMALL BUSINESS	No Preference used	NOT SOLE SOURCE	1	0
	HUBZONE SET-ASIDE	No Preference used	NOT SOLE SOURCE	2	7,316
	HUBZONE SOLE SOURCE	No Preference used	SOLE SOURCE	2	776,408
	NO SET ASIDE USED.	HUBZone Price Evaluation Preference	NOT SOLE SOURCE	1	1,555,754
	NO SET ASIDE USED.	No Preference used	NOT SOLE SOURCE	1,190	179,642,713
	SDVO SB SOLE SOURCE	No Preference used	SOLE SOURCE	1	11,709
	SERVICE DISABLED VETERAN OWNED SMALL BUSINESS SET-ASIDE	No Preference used	NOT SOLE SOURCE	11	23,522
	SMALL BUSINESS SET ASIDE - TOTAL	No Preference used	NOT SOLE SOURCE	186	31,965,975
	WOMEN OWNED SMALL BUSINESS	No Preference used	NOT SOLE SOURCE	4	12,322
	WOMEN OWNED SMALL BUSINESS SOLE SOURCE	No Preference used	WOSB_SS_Non_MFG	2	23,040
	NULL	OTHER	NOT SOLE SOURCE	27	689,922
FULL AND OPEN COMPETITION Total				1,483	222,123,784
FULL AND OPEN COMPETITION AFTER EXCLUSION OF SOURCES	8(A) SOLE SOURCE	No Preference used	SOLE SOURCE	93	16,483,178
	8A COMPETED	No Preference used	NOT SOLE SOURCE	649	121,967,771
	HUBZONE SET-ASIDE	No Preference used	NOT SOLE SOURCE	128	3,953,606
	NO SET ASIDE USED.	No Preference used	NOT SOLE SOURCE	10	341,767
	SERVICE DISABLED VETERAN OWNED SMALL BUSINESS SET-ASIDE	No Preference used	NOT SOLE SOURCE	289	42,723,818
	SMALL BUSINESS SET ASIDE - PARTIAL	No Preference used	NOT SOLE SOURCE	219	46,401,488
	SMALL BUSINESS SET ASIDE - TOTAL	No Preference used	NOT SOLE SOURCE	2,542	144,096,167
	WOMEN OWNED SMALL BUSINESS	No Preference used	NOT SOLE SOURCE	78	21,726,884
	WOMEN OWNED SMALL BUSINESS SOLE SOURCE	No Preference used	WOSB_SS_Non_MFG	7	584,610
FULL AND OPEN COMPETITION AFTER EXCLUSION OF SOURCES Total				4,015	398,279,287
NON-COMPETITIVE DELIVERY ORDER	8A COMPETED	No Preference used	NOT SOLE SOURCE	1	-100
	SMALL BUSINESS SET ASIDE - TOTAL	No Preference used	NOT SOLE SOURCE	1	-6,535
NON-COMPETITIVE DELIVERY ORDER Total				2	-6,635
NOT AVAILABLE FOR COMPETITION	8(A) SOLE SOURCE	No Preference used	SOLE SOURCE	1,732	190,966,415
	8(A) SOLE SOURCE	OTHER	SOLE SOURCE	17	4,131,690
	HUBZONE SOLE SOURCE	No Preference used	SOLE SOURCE	18	902,178
	NO SET ASIDE USED.	No Preference used	NOT SOLE SOURCE	123	9,365,071
	SDVO SB SOLE SOURCE	No Preference used	SOLE SOURCE	5	811,172
	SMALL BUSINESS SET ASIDE - TOTAL	OTHER	NOT SOLE SOURCE	1	46,121
	WOMEN OWNED SMALL BUSINESS	OTHER	NOT SOLE SOURCE	1	9,103

EXTENT_COMPETED_DESCRIPTION	TYPE_OF_SET_ASIDE_DESCRIPTION	EVALUATED_PREFERENCE	SOLE_SOURCE_CATEGORY	SB_Action	SB_
NOT AVAILABLE FOR COMPETITION	WOMEN OWNED SMALL BUSINESS SOLE SOURCE	No Preference used	NOT SOLE SOURCE	3	22,656
	WOMEN OWNED SMALL BUSINESS SOLE SOURCE		WOSB_SS_Non_MFG	11	580,063
	ECONOMICALLY DISADVANTAGED WOMEN OWNED SMALL BUSINESS SOLE SOURCE	No Preference used	EDWOSB_SS_NON_MFG	3	74,290
	NULL	OTHER	NOT SOLE SOURCE	12	2,417,234
NOT AVAILABLE FOR COMPETITION Total				1,926	209,325,995
NOT COMPETED	NO SET ASIDE USED.	No Preference used	NOT SOLE SOURCE	450	13,506,760
NOT COMPETED Total				450	13,506,760
NOT COMPETED UNDER SAP	8(A) SOLE SOURCE	No Preference used	SOLE SOURCE	861	34,588,672
	HUBZONE SOLE SOURCE	No Preference used	SOLE SOURCE	6	962,916
	NO SET ASIDE USED.	No Preference used	NOT SOLE SOURCE	1,102	18,950,021
	SDVOSB SOLE SOURCE	No Preference used	SOLE SOURCE	2	58,353
	INDIAN SMALL BUSINESS ECONOMIC ENTERPRISE	No Preference used	NOT SOLE SOURCE	8	551,947
	WOMEN OWNED SMALL BUSINESS SOLE SOURCE	No Preference used	WOSB_SS_Non_MFG	10	388,979
	ECONOMICALLY DISADVANTAGED WOMEN OWNED SMALL BUSINESS SOLE SOURCE	No Preference used	EDWOSB_SS_NON_MFG	3	370,142
NOT COMPETED UNDER SAP Total				1,992	55,871,031
NULL	8(A) SOLE SOURCE	No Preference used	SOLE SOURCE	1	-5,027
	NULL	OTHER	NOT SOLE SOURCE	867	3,930,106
NULL Total				868	3,925,080
Grand Total				16,295	1,004,450,003

Department: AGRICULTURE, DEPARTMENT OF
 Socio-Economic Category: INDIAN_TRIBE

FUNDING_DEPARTMENT_NAME	AGRICULTURE, DEPARTMENT OF
INDIAN_TRIBE	YES

EXTENT_COMPETED_DESCRIPTION	TYPE_OF_SET_ASIDE_DESCRIPTION	EVALUATED_PREFERENCE	SOLE_SOURCE_CATEGORY	Values	
				SB_Action	SB_\$
COMPETED UNDER SAP	NO SET ASIDE USED.	No Preference used	NOT SOLE SOURCE	13	78,808
	SMALL BUSINESS SET ASIDE - PARTIAL	No Preference used	NOT SOLE SOURCE	8	212,073
	SMALL BUSINESS SET ASIDE - TOTAL	No Preference used	NOT SOLE SOURCE	64	693,125
COMPETED UNDER SAP Total				85	984,006
FULL AND OPEN COMPETITION	NO SET ASIDE USED.	No Preference used	NOT SOLE SOURCE	4	57,987
FULL AND OPEN COMPETITION Total				4	57,987
FULL AND OPEN COMPETITION AFTER EXCLUSION OF SOURCES	8A COMPETED	No Preference used	NOT SOLE SOURCE	5	137,877
	SMALL BUSINESS SET ASIDE - TOTAL	No Preference used	NOT SOLE SOURCE	3	1,884
FULL AND OPEN COMPETITION AFTER EXCLUSION OF SOURCES Total				8	139,761
NOT AVAILABLE FOR COMPETITION	8(A) SOLE SOURCE	No Preference used	SOLE SOURCE	67	11,489,960
	NO SET ASIDE USED.	No Preference used	NOT SOLE SOURCE	2	159,400
NOT AVAILABLE FOR COMPETITION Total				69	11,649,360
NOT COMPETED UNDER SAP	8(A) SOLE SOURCE	No Preference used	SOLE SOURCE	14	331,041
	NO SET ASIDE USED.	No Preference used	NOT SOLE SOURCE	7	1,236,459
NOT COMPETED UNDER SAP Total				21	1,567,501
NULL	NULL	OTHER	NOT SOLE SOURCE	29	0
NULL Total				29	0
Grand Total				216	14,398,615

Department: AGRICULTURE, DEPARTMENT OF
 Socio-Economic Category: NATIVE_HAWAIIAN_ORGANIZATION

FUNDING_DEPARTMENT_NAME	AGRICULTURE, DEPARTMENT OF
NATIVE_HAWAIIAN_ORGANIZATION	YES

EXTENT_COMPETED_DESCRIPTION	TYPE_OF_SET_ASIDE_DESCRIPTION	EVALUATED_PREFERENCE	SOLE_SOURCE_CATEGORY	Values	
				SB_Action	SB_ \$
COMPETED UNDER SAP	SERVICE DISABLED VETERAN OWNED SMALL BUSINESS	No Preference used	NOT SOLE SOURCE	2	44,538
	SMALL BUSINESS SET ASIDE - PARTIAL	No Preference used	NOT SOLE SOURCE	10	66,158
	SMALL BUSINESS SET ASIDE - TOTAL	No Preference used	NOT SOLE SOURCE	33	197,961
COMPETED UNDER SAP Total				45	308,656
NOT AVAILABLE FOR COMPETITION	8(A) SOLE SOURCE	No Preference used	SOLE SOURCE	2	-578,474
NOT AVAILABLE FOR COMPETITION Total				2	-578,474
NOT COMPETED	NO SET ASIDE USED.	No Preference used	NOT SOLE SOURCE	2	141,562
NOT COMPETED Total				2	141,562
NOT COMPETED UNDER SAP	8(A) SOLE SOURCE	No Preference used	SOLE SOURCE	5	132,164
NOT COMPETED UNDER SAP Total				5	132,164
NULL	NULL	OTHER	NOT SOLE SOURCE	3	0
NULL Total				3	0
Grand Total				57	3,908

Department: AGRICULTURE, DEPARTMENT OF
 Socio-Economic Category: ALASKAN_NATIVE_CORPORATION

FUNDING_DEPARTMENT_NAME	AGRICULTURE, DEPARTMENT OF
ALASKAN_NATIVE_CORPORATION	YES

EXTENT_COMPETED_DESCRIPTION	TYPE_OF_SET_ASIDE_DESCRIPTION	EVALUATED_PREFERENCE	SOLE_SOURCE_CATEGORY	Values	
				SB_Action	SB_\$
COMPETED UNDER SAP	NO SET ASIDE USED.	No Preference used	NOT SOLE SOURCE	4	10,832
	SMALL BUSINESS SET ASIDE - TOTAL	No Preference used	NOT SOLE SOURCE	6	2,026,869
COMPETED UNDER SAP Total				10	2,037,701
FULL AND OPEN COMPETITION	NO SET ASIDE USED.	No Preference used	NOT SOLE SOURCE	4	377,531
FULL AND OPEN COMPETITION Total				4	377,531
FULL AND OPEN COMPETITION AFTER	8(A) SOLE SOURCE	No Preference used	SOLE SOURCE	3	402,655
	8A COMPETED	No Preference used	NOT SOLE SOURCE	67	13,696,705
	SMALL BUSINESS SET ASIDE - TOTAL	No Preference used	NOT SOLE SOURCE	82	7,130,049
FULL AND OPEN COMPETITION AFTER				152	21,229,409
NOT AVAILABLE FOR COMPETITION	8(A) SOLE SOURCE	No Preference used	SOLE SOURCE	146	57,825,848
	NO SET ASIDE USED.	No Preference used	NOT SOLE SOURCE	15	1,964,664
NOT AVAILABLE FOR COMPETITION Total				161	59,790,512
NOT COMPETED	NO SET ASIDE USED.	No Preference used	NOT SOLE SOURCE	1	7,770
NOT COMPETED Total				1	7,770
NOT COMPETED UNDER SAP	8(A) SOLE SOURCE	No Preference used	SOLE SOURCE	38	2,773,137
	NO SET ASIDE USED.	No Preference used	NOT SOLE SOURCE	2	6,400
NOT COMPETED UNDER SAP Total				40	2,779,537
NULL	NULL	OTHER	NOT SOLE SOURCE	1	0
NULL Total				1	0
Grand Total				369	86,222,459

Department: AGRICULTURE, DEPARTMENT OF
 Socio-Economic Category: WOSB_EDWOSB

FUNDING_DEPARTMENT_NAME	AGRICULTURE, DEPARTMENT OF
WOSB_EDWOSB	YES

EXTENT_COMPETED_DESCRIPTION	TYPE_OF_SET_ASIDE_DESCRIPTION	EVALUATED_PREFERENCE	Values	
			SB_Action	SB_\$
COMPETED UNDER SAP	8(A) SOLE SOURCE	No Preference used	3	-1,971
	8A COMPETED	No Preference used	15	192,253
	ECONOMICALLY DISADVANTAGED WOMEN OWNED SMALL BUSINESS	No Preference used	3	136,569
	HUBZONE SET-ASIDE	No Preference used	42	1,002,920
	NO SET ASIDE USED.	No Preference used	1,354	17,776,477
	RESERVED FOR SMALL BUSINESS	No Preference used	1	-818
	SERVICE DISABLED VETERAN OWNED SMALL BUSINESS SET-ASIDE	No Preference used	30	834,419
	SMALL BUSINESS SET ASIDE - PARTIAL	No Preference used	231	2,973,752
	SMALL BUSINESS SET ASIDE - TOTAL	No Preference used	2,821	38,709,291
	WOMEN OWNED SMALL BUSINESS	No Preference used	82	1,376,274
INDIAN SMALL BUSINESS ECONOMIC ENTERPRISE	No Preference used	4	16,750	
NULL	No Preference used	45	2,841,032	
COMPETED UNDER SAP Total			4,631	65,856,948
COMPETITIVE DELIVERY ORDER	NO SET ASIDE USED.	No Preference used	1	-29,416
	SMALL BUSINESS SET ASIDE - TOTAL	No Preference used	1	0
COMPETITIVE DELIVERY ORDER Total			2	-29,416
FULL AND OPEN COMPETITION	8(A) SOLE SOURCE	No Preference used	4	16,505
	8A COMPETED	No Preference used	2	76,735
	ECONOMICALLY DISADVANTAGED WOMEN OWNED SMALL BUSINESS	No Preference used	1	0
	NO SET ASIDE USED.	No Preference used	1,236	113,812,454
	SMALL BUSINESS SET ASIDE - TOTAL	No Preference used	197	25,423,040
	SMALL BUSINESS SET ASIDE - TOTAL	OTHER	1	0
	WOMEN OWNED SMALL BUSINESS	No Preference used	17	403,605
	WOMEN OWNED SMALL BUSINESS SOLE SOURCE	No Preference used	5	753,345
	NULL	No Preference used	2	4,330
	NULL	OTHER	124	1,968,945
FULL AND OPEN COMPETITION Total			1,589	142,458,959
FULL AND OPEN COMPETITION AFTER EXCLUSION OF SOURCES	8(A) SOLE SOURCE	No Preference used	28	6,204,421
	8A COMPETED	No Preference used	189	31,913,175
	ECONOMICALLY DISADVANTAGED WOMEN OWNED SMALL BUSINESS	No Preference used	2	21,225
	HUBZONE SET-ASIDE	No Preference used	102	5,205,060
	NO SET ASIDE USED.	No Preference used	8	321,024
	SERVICE DISABLED VETERAN OWNED SMALL BUSINESS SET-ASIDE	No Preference used	30	488,166
	SMALL BUSINESS SET ASIDE - PARTIAL	No Preference used	46	4,569,486
	SMALL BUSINESS SET ASIDE - TOTAL	No Preference used	4,471	238,523,204
	WOMEN OWNED SMALL BUSINESS	No Preference used	109	24,137,307
	WOMEN OWNED SMALL BUSINESS SOLE SOURCE	No Preference used	7	584,610
FULL AND OPEN COMPETITION AFTER EXCLUSION OF SOURCES Total			4,992	311,967,678
NON-COMPETITIVE DELIVERY ORDER	SMALL BUSINESS SET ASIDE - TOTAL	No Preference used	1	-6,535
NON-COMPETITIVE DELIVERY ORDER Total			1	-6,535
NOT AVAILABLE FOR COMPETITION	8(A) SOLE SOURCE	No Preference used	641	38,473,448
	8(A) SOLE SOURCE	OTHER	3	546,343
	HUBZONE SOLE SOURCE	No Preference used	19	882,498
	NO SET ASIDE USED.	No Preference used	61	1,790,036

EXTENT_COMPETED_DESCRIPTION	TYPE_OF_SET_ASIDE_DESCRIPTION	EVALUATED_PREFERENCE	SB_Action	SB_ \$
NOT AVAILABLE FOR COMPETITION	WOMEN OWNED SMALL BUSINESS	OTHER	1	9,103
	WOMEN OWNED SMALL BUSINESS SOLE SOURCE	No Preference used	40	2,157,248
	ECONOMICALLY DISADVANTAGED WOMEN OWNED SMALL BUSINESS SOLE SOURCE	No Preference used	5	247,766
	NULL	OTHER	12	2,417,234
NOT AVAILABLE FOR COMPETITION Total			782	46,523,677
NOT COMPETED	NO SET ASIDE USED.	No Preference used	231	8,288,859
NOT COMPETED Total			231	8,288,859
NOT COMPETED UNDER SAP	8(A) SOLE SOURCE	No Preference used	324	9,154,670
	HUBZONE SOLE SOURCE	No Preference used	11	1,272,388
	NO SET ASIDE USED.	No Preference used	810	9,024,591
	INDIAN SMALL BUSINESS ECONOMIC ENTERPRISE	No Preference used	2	1,975
	WOMEN OWNED SMALL BUSINESS SOLE SOURCE	No Preference used	22	478,549
	ECONOMICALLY DISADVANTAGED WOMEN OWNED SMALL BUSINESS SOLE SOURCE	No Preference used	3	370,142
NOT COMPETED UNDER SAP Total			1,172	20,302,315
NULL	8(A) SOLE SOURCE	No Preference used	1	-5,027
	NULL	OTHER	599	16,676,247
NULL Total			600	16,671,220
Grand Total			14,000	612,033,705

Department: VETERANS AFFAIRS, DEPARTMENT OF
 Socio-Economic Category: Small Business

FUNDING DEPARTMENT NAME	VETERANS AFFAIRS, DEPARTMENT OF
-------------------------	---------------------------------

EXTENT_COMPETED_DESCRIPTION	TYPE_OF_SET_ASIDE_DESCRIPTION	EVALUATED_PREFERENCE	SOLE_SOURCE_CATEGORY	Values	SB_\$
COMPETED UNDER SAP	8A COMPETED	No Preference used	NOT SOLE SOURCE	6	454,437
	ECONOMICALLY DISADVANTAGED WOMEN OWNED	No Preference used	NOT SOLE SOURCE	1	-94,338
	NO SET ASIDE USED.	No Preference used	NOT SOLE SOURCE	11,979	136,158,538
	RESERVED FOR SMALL BUSINESS	No Preference used	NOT SOLE SOURCE	1	-4,875
	SERVICE DISABLED VETERAN OWNED SMALL BUSINESS	No Preference used	NOT SOLE SOURCE	7,509	414,831,775
	SMALL BUSINESS SET ASIDE - PARTIAL	No Preference used	NOT SOLE SOURCE	20	563,779
	SMALL BUSINESS SET ASIDE - TOTAL	No Preference used	NOT SOLE SOURCE	4,835	164,553,629
	VETERAN SET ASIDE	No Preference used	NOT SOLE SOURCE	828	36,159,547
	WOMEN OWNED SMALL BUSINESS	No Preference used	NOT SOLE SOURCE	44	2,049,941
	NULL	No Preference used	NOT SOLE SOURCE	1	-805
COMPETED UNDER SAP Total				25,224	754,671,629
COMPETITIVE DELIVERY ORDER	NO SET ASIDE USED.	No Preference used	NOT SOLE SOURCE	3	-808,343
	SMALL BUSINESS SET ASIDE - TOTAL	No Preference used	NOT SOLE SOURCE	1	-1,770,006
	NULL	No Preference used	NOT SOLE SOURCE	1	-34,024
COMPETITIVE DELIVERY ORDER Total				5	-2,612,374
FULL AND OPEN COMPETITION	8A COMPETED	No Preference used	NOT SOLE SOURCE	3	530,114
	ECONOMICALLY DISADVANTAGED WOMEN OWNED	No Preference used	NOT SOLE SOURCE	2	1,365,086
	HUBZONE SOLE SOURCE	No Preference used	SOLE SOURCE	2	264,584
	NO SET ASIDE USED.	No Preference used	NOT SOLE SOURCE	375,739	1,677,695,426
	SDVOSB SOLE SOURCE	No Preference used	SOLE SOURCE	158	18,429,397
	SERVICE DISABLED VETERAN OWNED SMALL BUSINESS	No Preference used	NOT SOLE SOURCE	2,258	758,477,958
	SERVICE DISABLED VETERAN OWNED SMALL BUSINESS	OTHER	NOT SOLE SOURCE	3	1,069,958
	SMALL BUSINESS SET ASIDE - PARTIAL	No Preference used	NOT SOLE SOURCE	9	506,923
	SMALL BUSINESS SET ASIDE - TOTAL	No Preference used	NOT SOLE SOURCE	3,300	215,307,733
	SMALL BUSINESS SET ASIDE - TOTAL	OTHER	NOT SOLE SOURCE	91	3,086,419
	WOMEN OWNED SMALL BUSINESS	No Preference used	NOT SOLE SOURCE	17	957,479
	WOMEN OWNED SMALL BUSINESS SOLE SOURCE	No Preference used	NOT SOLE SOURCE	4	64,113
	WOMEN OWNED SMALL BUSINESS SOLE SOURCE		WOSB_SS_MFG	5	386,408
	WOMEN OWNED SMALL BUSINESS SOLE SOURCE		WOSB_SS_Non_MFG	4	202,367
	NULL	No Preference used	NOT SOLE SOURCE	152	1,515,162
	NULL	OTHER	NOT SOLE SOURCE	356	57,191,441
FULL AND OPEN COMPETITION Total				382,103	2,737,050,570
FULL AND OPEN COMPETITION	8(A) SOLE SOURCE	No Preference used	SOLE SOURCE	1	17,146
	8A COMPETED	No Preference used	NOT SOLE SOURCE	30	3,679,607
	EMERGING SMALL BUSINESS SET ASIDE	No Preference used	NOT SOLE SOURCE	4	7,000
	HUBZONE SET-ASIDE	No Preference used	NOT SOLE SOURCE	76	5,223,541
	NO SET ASIDE USED.	No Preference used	NOT SOLE SOURCE	1,585	83,976,358
	SDVOSB SOLE SOURCE	No Preference used	SOLE SOURCE	50	6,452,276
	SERVICE DISABLED VETERAN OWNED SMALL BUSINESS	No Preference used	NOT SOLE SOURCE	22,193	2,492,984,099
	SMALL BUSINESS SET ASIDE - PARTIAL	No Preference used	NOT SOLE SOURCE	1,394	24,381,630
	SMALL BUSINESS SET ASIDE - TOTAL	No Preference used	NOT SOLE SOURCE	48,479	656,110,596
	VETERAN SET ASIDE	No Preference used	NOT SOLE SOURCE	698	136,680,481
	WOMEN OWNED SMALL BUSINESS	No Preference used	NOT SOLE SOURCE	40	969,909
	WOMEN OWNED SMALL BUSINESS SOLE SOURCE	No Preference used	NOT SOLE SOURCE	1	272,966
	FULL AND OPEN COMPETITION AFTER				74,551
NOT AVAILABLE FOR COMPETITION	8(A) SOLE SOURCE	No Preference used	SOLE SOURCE	104	25,341,895
	8(A) SOLE SOURCE	OTHER	SOLE SOURCE	7	137,085
	NO SET ASIDE USED.	No Preference used	NOT SOLE SOURCE	8,981	49,145,551
	SDVOSB SOLE SOURCE	No Preference used	SOLE SOURCE	243	43,081,860
	SMALL BUSINESS SET ASIDE - TOTAL	OTHER	NOT SOLE SOURCE	2	-43,974
	VETERAN SOLE SOURCE	No Preference used	SOLE SOURCE	22	1,673,365
	WOMEN OWNED SMALL BUSINESS SOLE SOURCE	No Preference used	NOT SOLE SOURCE	2	150,347
	WOMEN OWNED SMALL BUSINESS SOLE SOURCE		WOSB_SS_MFG	1	7,241
	WOMEN OWNED SMALL BUSINESS SOLE SOURCE		WOSB_SS_Non_MFG	5	-157,087
	NULL	No Preference used	NOT SOLE SOURCE	95	-162,163
	NOT AVAILABLE FOR COMPETITION				9,462
NOT COMPETED	NO SET ASIDE USED.	No Preference used	NOT SOLE SOURCE	39,925	421,357,359
	SDVOSB SOLE SOURCE	No Preference used	SOLE SOURCE	4	333,369
	SERVICE DISABLED VETERAN OWNED SMALL BUSINESS	No Preference used	NOT SOLE SOURCE	2	23,358
NOT COMPETED Total				39,931	421,714,086
NOT COMPETED UNDER SAP	8(A) SOLE SOURCE	No Preference used	SOLE SOURCE	18	1,487,002
	HUBZONE SOLE SOURCE	No Preference used	SOLE SOURCE	2	112,622
	NO SET ASIDE USED.	No Preference used	NOT SOLE SOURCE	14,934	195,062,889
	SDVOSB SOLE SOURCE	No Preference used	SOLE SOURCE	529	28,238,796
	SERVICE DISABLED VETERAN OWNED SMALL BUSINESS	No Preference used	NOT SOLE SOURCE	2	148,486

EXTENT_COMPETED_DESCRIPTION	TYPE_OF_SET_ASIDE_DESCRIPTION	EVALUATED_PREFERENCE	SOLE_SOURCE_CATEGORY	SB_Action	SB_\$
NOT COMPETED UNDER SAP	SMALL BUSINESS SET ASIDE - TOTAL	No Preference used	NOT SOLE SOURCE	1	347,945
	VETERAN SOLE SOURCE	No Preference used	SOLE SOURCE	31	1,154,232
	WOMEN OWNED SMALL BUSINESS SOLE SOURCE	No Preference used	NOT SOLE SOURCE	5	218,895
	WOMEN OWNED SMALL BUSINESS SOLE SOURCE		WOSB_SS_MFG	4	123,257
	WOMEN OWNED SMALL BUSINESS SOLE SOURCE		WOSB_SS_Non_MFG	5	906,945
	ECONOMICALLY DISADVANTAGED WOMEN OWNED	No Preference used	EDWOSB_SS_NON_MFG	1	150,000
NOT COMPETED UNDER SAP Total				15,532	227,951,070
NULL	NO SET ASIDE USED.	No Preference used	NOT SOLE SOURCE	1	-19,005
	SMALL BUSINESS SET ASIDE - PARTIAL	No Preference used	NOT SOLE SOURCE	1	-5,789
	NULL	No Preference used	NOT SOLE SOURCE	1	11,462
	NULL	OTHER	NOT SOLE SOURCE	1,125	261,365
NULL Total				1,128	248,033
Grand Total				547,936	7,668,952,742

Department: VETERANS AFFAIRS, DEPARTMENT OF
 Socio-Economic Category: SRDVOB_FLAG

FUNDING_DEPARTMENT_NAME	VETERANS AFFAIRS, DEPARTMENT OF
SRDVOB_FLAG	YES

EXTENT_COMPETED_DESCRIPTION	TYPE_OF_SET_ASIDE_DESCRIPTION	EVALUATED_PREFERENCE	SOLE_SOURCE_CATEGORY	Values	
				SB_Action	SB_\$
COMPETED UNDER SAP	8A COMPETED	No Preference used	NOT SOLE SOURCE	2	438,862
	NO SET ASIDE USED.	No Preference used	NOT SOLE SOURCE	1,839	54,737,815
	SERVICE DISABLED VETERAN OWNED SMALL BUSINESS	No Preference used	NOT SOLE SOURCE	7,509	414,831,775
	SMALL BUSINESS SET ASIDE - PARTIAL	No Preference used	NOT SOLE SOURCE	4	246,904
	SMALL BUSINESS SET ASIDE - TOTAL	No Preference used	NOT SOLE SOURCE	554	23,588,223
	VETERAN SET ASIDE	No Preference used	NOT SOLE SOURCE	380	19,123,369
	WOMEN OWNED SMALL BUSINESS	No Preference used	NOT SOLE SOURCE	4	216,716
COMPETED UNDER SAP Total				10,292	513,183,662
COMPETITIVE DELIVERY ORDER	NO SET ASIDE USED.	No Preference used	NOT SOLE SOURCE	1	(51,328)
	NULL	No Preference used	NOT SOLE SOURCE	1	(34,024)
COMPETITIVE DELIVERY ORDER Total				2	(85,352)
FULL AND OPEN COMPETITION	NO SET ASIDE USED.	No Preference used	NOT SOLE SOURCE	7,406	694,594,933
	SDVOSB SOLE SOURCE	No Preference used	SOLE SOURCE	158	18,429,397
	SERVICE DISABLED VETERAN OWNED SMALL BUSINESS	No Preference used	NOT SOLE SOURCE	2,254	758,402,019
	SERVICE DISABLED VETERAN OWNED SMALL BUSINESS	OTHER	NOT SOLE SOURCE	3	1,069,958
	SMALL BUSINESS SET ASIDE - PARTIAL	No Preference used	NOT SOLE SOURCE	5	427,459
	SMALL BUSINESS SET ASIDE - TOTAL	No Preference used	NOT SOLE SOURCE	603	61,998,548
	SMALL BUSINESS SET ASIDE - TOTAL	OTHER	NOT SOLE SOURCE	5	10,942
	WOMEN OWNED SMALL BUSINESS	No Preference used	NOT SOLE SOURCE	1	140,959
	NULL	No Preference used	NOT SOLE SOURCE	1	-
	NULL	OTHER	NOT SOLE SOURCE	8	(23,949)
FULL AND OPEN COMPETITION Total				10,444	1,535,050,265
FULL AND OPEN COMPETITION	8(A) SOLE SOURCE	No Preference used	SOLE SOURCE	1	17,146
	8A COMPETED	No Preference used	NOT SOLE SOURCE	19	2,760,762
	HUBZONE SET-ASIDE	No Preference used	NOT SOLE SOURCE	36	2,540,420
	NO SET ASIDE USED.	No Preference used	NOT SOLE SOURCE	133	9,247,347
	SDVOSB SOLE SOURCE	No Preference used	SOLE SOURCE	50	6,452,276
	SERVICE DISABLED VETERAN OWNED SMALL BUSINESS	No Preference used	NOT SOLE SOURCE	22,191	2,492,963,382
	SMALL BUSINESS SET ASIDE - PARTIAL	No Preference used	NOT SOLE SOURCE	61	2,785,523
	SMALL BUSINESS SET ASIDE - TOTAL	No Preference used	NOT SOLE SOURCE	1,606	134,333,724
	VETERAN SET ASIDE	No Preference used	NOT SOLE SOURCE	511	91,980,728
FULL AND OPEN COMPETITION AFTER				24,608	2,743,081,306
NOT AVAILABLE FOR COMPETITION	8(A) SOLE SOURCE	No Preference used	SOLE SOURCE	42	19,995,363
	NO SET ASIDE USED.	No Preference used	NOT SOLE SOURCE	683	25,759,508
	SDVOSB SOLE SOURCE	No Preference used	SOLE SOURCE	243	43,081,860
	VETERAN SOLE SOURCE	No Preference used	SOLE SOURCE	4	245,035
	WOMEN OWNED SMALL BUSINESS SOLE SOURCE	No Preference used	WOSB_SS_Non_MFG	1	(194,147)
NOT AVAILABLE FOR COMPETITION				973	88,887,618
NOT COMPETED	NO SET ASIDE USED.	No Preference used	NOT SOLE SOURCE	3,722	110,552,842
	SDVOSB SOLE SOURCE	No Preference used	SOLE SOURCE	2	20,500
	SERVICE DISABLED VETERAN OWNED SMALL BUSINESS	No Preference used	NOT SOLE SOURCE	2	23,358
NOT COMPETED Total				3,726	110,596,700
NOT COMPETED UNDER SAP	8(A) SOLE SOURCE	No Preference used	SOLE SOURCE	5	815,290
	NO SET ASIDE USED.	No Preference used	NOT SOLE SOURCE	2,486	68,148,986
	SDVOSB SOLE SOURCE	No Preference used	SOLE SOURCE	529	28,238,796
	SERVICE DISABLED VETERAN OWNED SMALL BUSINESS	No Preference used	NOT SOLE SOURCE	2	148,486
	SMALL BUSINESS SET ASIDE - TOTAL	No Preference used	NOT SOLE SOURCE	1	347,945
	VETERAN SOLE SOURCE	No Preference used	SOLE SOURCE	6	246,003
NOT COMPETED UNDER SAP Total				3,029	97,945,506
NULL	NULL	OTHER	NOT SOLE SOURCE	105	-
NULL Total				105	-
Grand Total				53,179	5,088,659,705

Department: VETERANS AFFAIRS, DEPARTMENT OF
 Socio-Economic Category: HubZone_FLAG

FUNDING_DEPARTMENT_NAME	VETERANS AFFAIRS, DEPARTMENT OF
HubZone_FLAG	YES

EXTENT_COMPETED_DESCRIPTION	TYPE_OF_SET_ASIDE_DESCRIPTION	EVALUATED_PREFERENCE	SOLE_SOURCE_CATEGORY	Values	
				SB_Action	SB_-\$
COMPETED UNDER SAP	ECONOMICALLY DISADVANTAGED WOMEN OWNED	No Preference used	NOT SOLE SOURCE	1	-94,338
	NO SET ASIDE USED.	No Preference used	NOT SOLE SOURCE	103	3,200,847
	SERVICE DISABLED VETERAN OWNED SMALL BUSINESS	No Preference used	NOT SOLE SOURCE	692	33,478,105
	SMALL BUSINESS SET ASIDE - TOTAL	No Preference used	NOT SOLE SOURCE	89	3,691,703
	VETERAN SET ASIDE	No Preference used	NOT SOLE SOURCE	57	2,989,401
	WOMEN OWNED SMALL BUSINESS	No Preference used	NOT SOLE SOURCE	2	381
COMPETED UNDER SAP Total				944	43,266,099
FULL AND OPEN COMPETITION	8A COMPETED	No Preference used	NOT SOLE SOURCE	3	530,114
	NO SET ASIDE USED.	No Preference used	NOT SOLE SOURCE	1,563	113,536,296
	SDVOSB SOLE SOURCE	No Preference used	SOLE SOURCE	34	2,561,232
	SERVICE DISABLED VETERAN OWNED SMALL BUSINESS	No Preference used	NOT SOLE SOURCE	265	106,829,009
	SMALL BUSINESS SET ASIDE - PARTIAL	No Preference used	NOT SOLE SOURCE	2	393,878
	SMALL BUSINESS SET ASIDE - TOTAL	No Preference used	NOT SOLE SOURCE	88	7,977,757
	SMALL BUSINESS SET ASIDE - TOTAL	OTHER	NOT SOLE SOURCE	1	11,772
	WOMEN OWNED SMALL BUSINESS	No Preference used	NOT SOLE SOURCE	2	292,390
	NULL	OTHER	NOT SOLE SOURCE	3	-6,059
FULL AND OPEN COMPETITION Total				1,961	232,126,388
FULL AND OPEN COMPETITION	8A COMPETED	No Preference used	NOT SOLE SOURCE	4	49,646
	HUBZONE SET-ASIDE	No Preference used	NOT SOLE SOURCE	70	4,333,232
	NO SET ASIDE USED.	No Preference used	NOT SOLE SOURCE	4	-4,355
	SDVOSB SOLE SOURCE	No Preference used	SOLE SOURCE	3	104,913
	SERVICE DISABLED VETERAN OWNED SMALL BUSINESS SET-ASIDE	No Preference used	NOT SOLE SOURCE	8,356	194,123,354
	SMALL BUSINESS SET ASIDE - PARTIAL	No Preference used	NOT SOLE SOURCE	1	83,215
	SMALL BUSINESS SET ASIDE - TOTAL	No Preference used	NOT SOLE SOURCE	407	56,884,780
	VETERAN SET ASIDE	No Preference used	NOT SOLE SOURCE	22	815,801
FULL AND OPEN COMPETITION AFTER				8,867	256,390,585
NOT AVAILABLE FOR COMPETITION	8(A) SOLE SOURCE	No Preference used	SOLE SOURCE	18	8,151,848
	8(A) SOLE SOURCE	OTHER	SOLE SOURCE	2	0
	NO SET ASIDE USED.	No Preference used	NOT SOLE SOURCE	24	1,344,502
	SDVOSB SOLE SOURCE	No Preference used	SOLE SOURCE	18	2,543,506
	VETERAN SOLE SOURCE	No Preference used	SOLE SOURCE	1	81,138
NOT AVAILABLE FOR COMPETITION				63	12,120,995
NOT COMPETED	NO SET ASIDE USED.	No Preference used	NOT SOLE SOURCE	268	10,145,854
NOT COMPETED Total				268	10,145,854
NOT COMPETED UNDER SAP	8(A) SOLE SOURCE	No Preference used	SOLE SOURCE	7	426,061
	HUBZONE SOLE SOURCE	No Preference used	SOLE SOURCE	2	112,622
	NO SET ASIDE USED.	No Preference used	NOT SOLE SOURCE	120	2,936,131
	SDVOSB SOLE SOURCE	No Preference used	SOLE SOURCE	25	1,088,930
	WOMEN OWNED SMALL BUSINESS SOLE SOURCE	No Preference used	NOT SOLE SOURCE	2	1,689
NOT COMPETED UNDER SAP Total				156	4,565,433
NULL	NULL	OTHER	NOT SOLE SOURCE	15	0
NULL Total				15	0
Grand Total				12,274	558,615,353

Department: VETERANS AFFAIRS, DEPARTMENT OF
 Socio-Economic Category: SDB

FUNDING_DEPARTMENT_NAME	VETERANS AFFAIRS, DEPARTMENT OF
SDB	YES

EXTENT_COMPETED_DESCRIPTION	TYPE_OF_SET_ASIDE_DESCRIPTION	EVALUATED_PREFERENCE	SOLE_SOURCE_CATEGORY	Values	
				SB_Action	SB_ \$
COMPETED UNDER SAP	8A COMPETED	No Preference used	NOT SOLE SOURCE	6	454,437
	ECONOMICALLY DISADVANTAGED WOMEN OWNED SMALL BUSINESS	No Preference used	NOT SOLE SOURCE	1	-94,338
	NO SET ASIDE USED.	No Preference used	NOT SOLE SOURCE	3,457	31,033,280
	SERVICE DISABLED VETERAN OWNED SMALL BUSINESS SET-ASIDE	No Preference used	NOT SOLE SOURCE	2,825	165,148,062
	SMALL BUSINESS SET ASIDE - PARTIAL	No Preference used	NOT SOLE SOURCE	2	13,961
	SMALL BUSINESS SET ASIDE - TOTAL	No Preference used	NOT SOLE SOURCE	1,154	40,302,338
	VETERAN SET ASIDE	No Preference used	NOT SOLE SOURCE	219	9,460,108
	WOMEN OWNED SMALL BUSINESS	No Preference used	NOT SOLE SOURCE	14	436,350
COMPETED UNDER SAP Total				7,678	246,754,200
FULL AND OPEN COMPETITION	8A COMPETED	No Preference used	NOT SOLE SOURCE	3	530,114
	ECONOMICALLY DISADVANTAGED WOMEN OWNED SMALL BUSINESS	No Preference used	NOT SOLE SOURCE	2	1,365,086
	NO SET ASIDE USED.	No Preference used	NOT SOLE SOURCE	8,270	244,106,098
	SDVOSB SOLE SOURCE	No Preference used	SOLE SOURCE	48	2,536,739
	SERVICE DISABLED VETERAN OWNED SMALL BUSINESS SET-ASIDE	No Preference used	NOT SOLE SOURCE	679	277,496,059
	SERVICE DISABLED VETERAN OWNED SMALL BUSINESS SET-ASIDE	OTHER	NOT SOLE SOURCE	1	1,011,000
	SMALL BUSINESS SET ASIDE - PARTIAL	No Preference used	NOT SOLE SOURCE	1	376,378
	SMALL BUSINESS SET ASIDE - TOTAL	No Preference used	NOT SOLE SOURCE	922	78,285,998
	SMALL BUSINESS SET ASIDE - TOTAL	OTHER	NOT SOLE SOURCE	11	548,273
	WOMEN OWNED SMALL BUSINESS	No Preference used	NOT SOLE SOURCE	6	583,665
	WOMEN OWNED SMALL BUSINESS SOLE SOURCE	No Preference used	WOSB_SS_Non_MFG	2	154,998
	NULL	No Preference used	NOT SOLE SOURCE	2	0
	NULL	OTHER	NOT SOLE SOURCE	24	1,562,724
FULL AND OPEN COMPETITION Total				9,971	608,557,133
FULL AND OPEN COMPETITION AFTER EXCLUSION OF SOURCES	8(A) SOLE SOURCE	No Preference used	SOLE SOURCE	1	17,146
	8A COMPETED	No Preference used	NOT SOLE SOURCE	30	3,679,607
	HUBZONE SET-ASIDE	No Preference used	NOT SOLE SOURCE	54	3,443,750
	NO SET ASIDE USED.	No Preference used	NOT SOLE SOURCE	193	6,376,310
	SDVOSB SOLE SOURCE	No Preference used	SOLE SOURCE	16	851,390
	SERVICE DISABLED VETERAN OWNED SMALL BUSINESS SET-ASIDE	No Preference used	NOT SOLE SOURCE	5,116	613,963,625
	SMALL BUSINESS SET ASIDE - PARTIAL	No Preference used	NOT SOLE SOURCE	135	1,661,538
	SMALL BUSINESS SET ASIDE - TOTAL	No Preference used	NOT SOLE SOURCE	3,396	149,503,364
	VETERAN SET ASIDE	No Preference used	NOT SOLE SOURCE	109	22,537,225
	WOMEN OWNED SMALL BUSINESS	No Preference used	NOT SOLE SOURCE	16	278,183
FULL AND OPEN COMPETITION AFTER EXCLUSION OF SOURCES Total				9,066	802,312,138
NOT AVAILABLE FOR COMPETITION	8(A) SOLE SOURCE	No Preference used	SOLE SOURCE	104	25,341,895
	8(A) SOLE SOURCE	OTHER	SOLE SOURCE	7	137,085
	NO SET ASIDE USED.	No Preference used	NOT SOLE SOURCE	733	12,070,921
	SDVOSB SOLE SOURCE	No Preference used	SOLE SOURCE	87	8,713,700
	SMALL BUSINESS SET ASIDE - TOTAL	OTHER	NOT SOLE SOURCE	2	-43,974
	VETERAN SOLE SOURCE	No Preference used	SOLE SOURCE	5	61,849
	WOMEN OWNED SMALL BUSINESS SOLE SOURCE	No Preference used	NOT SOLE SOURCE	2	150,347
	WOMEN OWNED SMALL BUSINESS SOLE SOURCE		WOSB_SS_Non_MFG	5	-157,087
NOT AVAILABLE FOR COMPETITION Total				945	46,274,736
NOT COMPETED	NO SET ASIDE USED.	No Preference used	NOT SOLE SOURCE	11,792	107,296,093
	SDVOSB SOLE SOURCE	No Preference used	SOLE SOURCE	4	333,369
	SERVICE DISABLED VETERAN OWNED SMALL BUSINESS SET-ASIDE	No Preference used	NOT SOLE SOURCE	2	23,358
NOT COMPETED Total				11,798	107,652,820
NOT COMPETED UNDER SAP	8(A) SOLE SOURCE	No Preference used	SOLE SOURCE	18	1,487,002
	HUBZONE SOLE SOURCE	No Preference used	SOLE SOURCE	2	112,622
	NO SET ASIDE USED.	No Preference used	NOT SOLE SOURCE	2,767	44,568,252
	SDVOSB SOLE SOURCE	No Preference used	SOLE SOURCE	193	9,559,799
	SMALL BUSINESS SET ASIDE - TOTAL	No Preference used	NOT SOLE SOURCE	1	347,945

EXTENT_COMPETED_DESCRIPTION	TYPE_OF_SET_ASIDE_DESCRIPTION	EVALUATED_PREFERENCE	SOLE_SOURCE_CATEGORY	SB_Action	SB_ \$
NOT COMPETED UNDER SAP	VETERAN SOLE SOURCE	No Preference used	SOLE SOURCE	9	167,664
	WOMEN OWNED SMALL BUSINESS SOLE SOURCE	No Preference used	NOT SOLE SOURCE	3	217,206
	WOMEN OWNED SMALL BUSINESS SOLE SOURCE		WOSB_SS_MFG	3	116,757
	WOMEN OWNED SMALL BUSINESS SOLE SOURCE		WOSB_SS_Non_MFG	3	894,785
	ECONOMICALLY DISADVANTAGED WOMEN OWNED SMALL BUSINESS SOLE SOURCE	No Preference used	EDWOSB_SS_NON_MFG	1	150,000
NOT COMPETED UNDER SAP Total				3,000	57,622,033
NULL	NULL	OTHER	NOT SOLE SOURCE	265	0
NULL Total				265	0
Grand Total				42,723	1,869,173,059

Department: VETERANS AFFAIRS, DEPARTMENT OF
 Socio-Economic Category: INDIAN_TRIBE

FUNDING_DEPARTMENT_NAME	VETERANS AFFAIRS, DEPARTMENT OF
INDIAN_TRIBE	YES

EXTENT_COMPETED_DESCRIPTION	TYPE_OF_SET_ASIDE_DESCRIPTION	EVALUATED_PREFERENCE	SOLE_SOURCE_CATEGORY	Values	
				SB_Action	SB_ \$
COMPETED UNDER SAP	NO SET ASIDE USED.	No Preference used	NOT SOLE SOURCE	5	84,048
	SERVICE DISABLED VETERAN OWNED SMALL BUSINESS SET-ASIDE	No Preference used	NOT SOLE SOURCE	14	956,119
	SMALL BUSINESS SET ASIDE - TOTAL	No Preference used	NOT SOLE SOURCE	2	27,553
COMPETED UNDER SAP Total				21	1,067,720
FULL AND OPEN COMPETITION	NO SET ASIDE USED.	No Preference used	NOT SOLE SOURCE	15	13,375
	SERVICE DISABLED VETERAN OWNED SMALL BUSINESS SET-ASIDE	No Preference used	NOT SOLE SOURCE	3	22,609
FULL AND OPEN COMPETITION Total				18	35,984
FULL AND OPEN COMPETITION AFTER EXCLUSION OF SOURCES	NO SET ASIDE USED.	No Preference used	NOT SOLE SOURCE	2	3,275
	SMALL BUSINESS SET ASIDE - TOTAL	No Preference used	NOT SOLE SOURCE	4	2,715,446
FULL AND OPEN COMPETITION AFTER EXCLUSION OF SOURCES Total				6	2,718,721
NOT AVAILABLE FOR COMPETITION	8(A) SOLE SOURCE	No Preference used	SOLE SOURCE	5	725,445
NOT AVAILABLE FOR COMPETITION Total				5	725,445
NOT COMPETED	NO SET ASIDE USED.	No Preference used	NOT SOLE SOURCE	3	37,015
NOT COMPETED Total				3	37,015
NOT COMPETED UNDER SAP	NO SET ASIDE USED.	No Preference used	NOT SOLE SOURCE	8	436,797
NOT COMPETED UNDER SAP Total				8	436,797
Grand Total				61	5,021,683

Department: VETERANS AFFAIRS, DEPARTMENT OF
 Socio-Economic Category: NATIVE_HAWAIIAN_ORGANIZATION

FUNDING_DEPARTMENT_NAME	VETERANS AFFAIRS, DEPARTMENT OF
NATIVE_HAWAIIAN_ORGANIZATION	YES

EXTENT_COMPETED_DESCRIPTION	TYPE_OF_SET_ASIDE_DESCRIPTION	EVALUATED_PREFERENCE	SOLE_SOURCE_CATEGORY	Values	
				SB_Action	SB_\$
COMPETED UNDER SAP	SERVICE DISABLED VETERAN OWNED SMALL BUSINESS	No Preference used	NOT SOLE SOURCE	4	82,447
	SMALL BUSINESS SET ASIDE - TOTAL	No Preference used	NOT SOLE SOURCE	1	13,064
COMPETED UNDER SAP Total				5	95,511
FULL AND OPEN COMPETITION AFTER	SERVICE DISABLED VETERAN OWNED SMALL BUSINESS	No Preference used	NOT SOLE SOURCE	7	82,374
FULL AND OPEN COMPETITION AFTER				7	82,374
NOT COMPETED	NO SET ASIDE USED.	No Preference used	NOT SOLE SOURCE	5	35,975
NOT COMPETED Total				5	35,975
NULL	NULL	OTHER	NOT SOLE SOURCE	2	0
NULL Total				2	0
Grand Total				19	213,859

Department: VETERANS AFFAIRS, DEPARTMENT OF
 Socio-Economic Category: ALASKAN_NATIVE_CORPORATION

FUNDING_DEPARTMENT_NAME	VETERANS AFFAIRS, DEPARTMENT OF
ALASKAN_NATIVE_CORPORATION	YES

EXTENT_COMPETED_DESCRIPTION	TYPE_OF_SET_ASIDE_DESCRIPTION	EVALUATED_PREFERENCE	SOLE_SOURCE_CATEGORY	Values	
				SB_Action	SB_\$\$
COMPETED UNDER SAP	NO SET ASIDE USED.	No Preference used	NOT SOLE SOURCE	1	27,958
	SMALL BUSINESS SET ASIDE - TOTAL	No Preference used	NOT SOLE SOURCE	5	59,303
COMPETED UNDER SAP Total				6	87,260
FULL AND OPEN COMPETITION	NO SET ASIDE USED.	No Preference used	NOT SOLE SOURCE	5	197,843
	SMALL BUSINESS SET ASIDE - TOTAL	No Preference used	NOT SOLE SOURCE	2	15,560
FULL AND OPEN COMPETITION Total				7	213,404
FULL AND OPEN COMPETITION AFTER	SMALL BUSINESS SET ASIDE - TOTAL	No Preference used	NOT SOLE SOURCE	68	5,331,968
FULL AND OPEN COMPETITION AFTER				68	5,331,968
Grand Total				81	5,632,632

Department: VETERANS AFFAIRS, DEPARTMENT OF
 Socio-Economic Category: WOSB_EDWOSB

FUNDING_DEPARTMENT_NAME	VETERANS AFFAIRS, DEPARTMENT OF
WOSB_EDWOSB	YES

			Values	
EXTENT_COMPETED_DESCRIPTION	TYPE_OF_SET_ASIDE_DESCRIPTION	EVALUATED_PREFERENCE	SB_Action	SB_\$
COMPETED UNDER SAP	ECONOMICALLY DISADVANTAGED WOMEN OWNED SMALL BUSINESS	No Preference used	1	-94,338
	NO SET ASIDE USED.	No Preference used	4,343	20,816,627
	SERVICE DISABLED VETERAN OWNED SMALL BUSINESS SET-ASIDE	No Preference used	418	14,841,487
	SMALL BUSINESS SET ASIDE - PARTIAL	No Preference used	3	94,765
	SMALL BUSINESS SET ASIDE - TOTAL	No Preference used	1,014	27,973,372
	VETERAN SET ASIDE	No Preference used	48	2,006,278
	WOMEN OWNED SMALL BUSINESS	No Preference used	44	2,049,941
COMPETED UNDER SAP Total			5,871	67,688,132
FULL AND OPEN COMPETITION	ECONOMICALLY DISADVANTAGED WOMEN OWNED SMALL BUSINESS	No Preference used	2	1,365,086
	HUBZONE SOLE SOURCE	No Preference used	1	3,744
	NO SET ASIDE USED.	No Preference used	10,749	196,866,782
	SDVOSB SOLE SOURCE	No Preference used	24	2,353,889
	SERVICE DISABLED VETERAN OWNED SMALL BUSINESS SET-ASIDE	No Preference used	186	126,224,715
	SERVICE DISABLED VETERAN OWNED SMALL BUSINESS SET-ASIDE	OTHER	1	1,011,000
	SMALL BUSINESS SET ASIDE - PARTIAL	No Preference used	2	25,300
	SMALL BUSINESS SET ASIDE - TOTAL	No Preference used	969	60,223,095
	SMALL BUSINESS SET ASIDE - TOTAL	OTHER	50	1,479,842
	WOMEN OWNED SMALL BUSINESS	No Preference used	16	870,694
	WOMEN OWNED SMALL BUSINESS SOLE SOURCE	No Preference used	10	318,384
	NULL	No Preference used	9	114,433
	NULL	OTHER	61	14,081,630
	FULL AND OPEN COMPETITION Total			12,080
FULL AND OPEN COMPETITION AFTER EXCLUSION OF SOURCES	8A COMPETED	No Preference used	16	1,823,353
	HUBZONE SET-ASIDE	No Preference used	21	1,104,441
	NO SET ASIDE USED.	No Preference used	118	1,511,254
	SDVOSB SOLE SOURCE	No Preference used	1	52,220
	SERVICE DISABLED VETERAN OWNED SMALL BUSINESS SET-ASIDE	No Preference used	373	56,231,487
	SMALL BUSINESS SET ASIDE - PARTIAL	No Preference used	105	1,085,014
	SMALL BUSINESS SET ASIDE - TOTAL	No Preference used	2,762	88,741,824
	VETERAN SET ASIDE	No Preference used	26	9,304,620
	WOMEN OWNED SMALL BUSINESS	No Preference used	40	969,909
	WOMEN OWNED SMALL BUSINESS SOLE SOURCE	No Preference used	1	272,966
FULL AND OPEN COMPETITION AFTER EXCLUSION OF SOURCES Total			3,463	161,097,088
NOT AVAILABLE FOR COMPETITION	8(A) SOLE SOURCE	No Preference used	35	3,823,973
	8(A) SOLE SOURCE	OTHER	1	164,156
	NO SET ASIDE USED.	No Preference used	389	5,379,270
	SDVOSB SOLE SOURCE	No Preference used	12	442,454
	VETERAN SOLE SOURCE		1	81,138
	WOMEN OWNED SMALL BUSINESS SOLE SOURCE	No Preference used	8	501
NOT AVAILABLE FOR COMPETITION Total			446	9,891,492
NOT COMPETED	NO SET ASIDE USED.	No Preference used	2,245	43,705,097
NOT COMPETED Total			2,245	43,705,097
NOT COMPETED UNDER SAP	8(A) SOLE SOURCE	No Preference used	2	80,602

EXTENT_COMPETED_DESCRIPTION	TYPE_OF_SET_ASIDE_DESCRIPTION	EVALUATED_PREFERENCE	SB_Action	SB_\$
NOT COMPETED UNDER SAP	NO SET ASIDE USED.	No Preference used	1,314	19,051,750
	SDVOSB SOLE SOURCE	No Preference used	9	1,022,407
	VETERAN SOLE SOURCE		2	4,323
	WOMEN OWNED SMALL BUSINESS SOLE SOURCE	No Preference used	14	1,249,097
	ECONOMICALLY DISADVANTAGED WOMEN OWNED SMALL BUSINESS SOLE SOURCE	No Preference used	1	150,000
NOT COMPETED UNDER SAP Total			1,342	21,558,178
NULL	NULL	OTHER	154	0
NULL Total			154	0
Grand Total			25,601	708,878,583